

JAI GURU DEV
MAHARISHI VIDYA MANDIR SENIOR SECONDARY SCHOOL, CHETPET, CHENNAI – 31
MIDDLE SCHOOL
SYLLABUS FOR THE ACADEMIC YEAR 2022 - 2023
TABLE OF CONTENTS

S. NO.	CLASS	SUBJECT	Page No.
1.	VI	ENGLISH	1
2.	VI	TAMIL	14
3.	VI	SANSKRIT	31
4.	VI	FRENCH	37
5.	VI	MATHEMATICS	42
6.	VI	MATHEMATICS (LAB)	52
7.	VI	SCIENCE	53
8.	VI	SOCIAL SCIENCE	64
9.	VI	COMPUTER SCIENCE	77
10.	VI	MUSIC	79
11.	VI	ART AND CRAFT EDUCATION	81
12.	VI	LIFE SKILLS	83
13.	VI	HEALTH AND PHYSICAL EDUCATION	88
14.	VII	ENGLISH	91
15.	VII	TAMIL	113
16.	VII	SANSKRIT	131
17.	VII	FRENCH	137
18.	VII	MATHEMATICS	144
19.	VII	MATHEMATICS (LAB)	154
20.	VII	SCIENCE	155
21.	VII	SOCIAL SCIENCE	165
22.	VII	COMPUTER SCIENCE	176
23.	VII	MUSIC	178
24.	VII	ART AND CRAFT EDUCATION	180
25.	VII	LIFE SKILLS	182
26.	VII	HEALTH AND PHYSICAL EDUCATION	187
27.	VIII	ENGLISH	190
28.	VIII	TAMIL	206
29.	VIII	SANSKRIT	226
30.	VIII	FRENCH	232
31.	VIII	MATHEMATICS	238
32.	VIII	MATHEMATICS (LAB)	249
33.	VIII	SCIENCE	250
34.	VIII	SOCIAL SCIENCE	260
35.	VIII	COMPUTER SCIENCE	270
36.	VIII	MUSIC	274
37.	VIII	ART EDUCATION / CRAFT	276
38.	VIII	LIFE SKILLS	278
39.	VIII	HEALTH AND PHYSICAL EDUCATION	283

JAI GURU DEV
MAHARISHI VIDYA MANDIR SENIOR SECONDARY SCHOOL, CHETPET, CHENNAI – 31
SYLLABUS FOR THE ACADEMIC YEAR 2022 – 2023

CLASS: VI

SUBJECT: ENGLISH

M O N T H	W E E K	TOPIC	NO OF PERIODS	AIM / LEARNING OBJECTIVE	METHODOLOGY / PRESENTATION	TEACHING AIDS / RESOURCES / REFERENCE	DAYS OF IMPORTANCE	ACTIVITIES INVOLVED IN BRINGING OUT THE SIGNIFICANCE OF LEARNING	LEARNING OUTCOMES	EVALUATION BASED ON PROJECT / ASSIGNMENT / ACTIVITIES	CORRELATING WITH CONSCIOUSNESS BASED EDUCATION
APRIL	I	<ul style="list-style-type: none"> Grammar – PARTS OF SPEECH (An introductory session) 	4	<p>Students will be able to</p> <ul style="list-style-type: none"> understand Parts of Speech. the eight parts of speech with the purpose it serves in the English language. 	<ul style="list-style-type: none"> Recipe strategy – an interactive session with the students to relate grammar in language application. 	<ul style="list-style-type: none"> PPT Smart board Chart 	<p>2– UGADI</p> <ul style="list-style-type: none"> Introduction about Ugadi through PPT. 	<p>LIST OUT.</p> <ul style="list-style-type: none"> List out the majority English speaking countries. <p>PICTURE DESCRIPTION.</p> <ul style="list-style-type: none"> Students will write a paragraph describing the picture related to Ugadi. <p>ROLE PLAY.</p> <ul style="list-style-type: none"> Imagine yourself as one of the Parts of Speech and tell your importance. 	<p>Students</p> <ul style="list-style-type: none"> think creatively and design their Research Book. identify the different parts of speech. understand the history and importance of English Language relate their own traditional New Year festival with Ugadi. identify the different punctuation marks and their usage 	<ul style="list-style-type: none"> Speaking skill will be assessed by the role play they are taking up as Parts of Speech. Writing skill will be evaluated through their presentation of picture description. As happiness is important for life, same way punctuation and grammar is important for having good knowledge of English. 	<p>“Enjoy your life and be happy. Being happy is of the utmost importance. Success in anything is through happiness. More support of nature comes from being happy. Under all circumstances be happy, even if you have to force it a bit to change some long standing habits. Just think of any negativity that comes to you as a raindrop falling into the ocean of your bliss. You may not always have an ocean of bliss, but think that way anyway and it will help it come”.</p> <p>- H.H. MAHARISHI MAHESH YOGI</p>
		<ul style="list-style-type: none"> Chapter -21 – Punctuations 		<ul style="list-style-type: none"> understand the major role played by Punctuation in written language. understand the benefits of Team work. cherish the glory of English Language. 							

II	<ul style="list-style-type: none"> ● Prose: 1. Kali and the Rat Snake 	4	<ul style="list-style-type: none"> ● improve their writing ability and comprehending skills. ● develop their moral values. ● improve their inferential skills. ● develop their vocabulary skills. ● develop their speaking skill. 	<p>COLLABORATIVE LEARNING (Discussion about different kinds of occupation.)</p> <ul style="list-style-type: none"> ● Ice breaking session 	<ul style="list-style-type: none"> ● PPT ● Smart board ● Chart 	<ul style="list-style-type: none"> ● Explanation about different food habits through PPT. 	<p>CLASSIFICATION</p> <ul style="list-style-type: none"> ● Draw a Venn Diagram to show the classification of the different food habits. <p>IDIOMS</p> <ul style="list-style-type: none"> ● Put yourself in Kali's shoes and write a Diary Entry about your experience of first day in school. <p>PICTURE DESCRIPTION</p> <ul style="list-style-type: none"> ● Stick a picture of a Rat Snake and write a paragraph about it. <p>BRAINSTORM</p> <ul style="list-style-type: none"> ● Think and talk about other occupation where children can apply their parent's occupation. 	<ul style="list-style-type: none"> ● appreciate the diverse genres and style of prose. ● read stories and literary texts in order to demonstrate ability to discuss comprehending and reasoning skills. ● come to know the new term - Idioms. ● research about rat snakes. ● think about various occupations. 	<ul style="list-style-type: none"> ● cognitive skill will be evaluated through classification of the different food habits. ● writing skill will be assessed through paragraph writing. ● speaking skill will be evaluated through students speaking about various kinds of occupation. 	
III	Grammar: chapter – 1 to 3 Nouns – Number, Gender	4	<ul style="list-style-type: none"> ● help students acquire basic language skills. ● classify the kinds of nouns and their purpose. ● use correct terms of feminine, masculine and neuter gender, singular and plural: countable and uncountable words. ● develop their interpersonal skills ● learn about team work. 	<ul style="list-style-type: none"> ● NAMING GAME <p>divide the batch into groups – in a span of two mins. List as many words that come under their group name.</p>	<ul style="list-style-type: none"> ● PPT ● Smart board ● Chart 	<ul style="list-style-type: none"> ● Discussion about the importance of Book reading. 	<p>SORTING</p> <ul style="list-style-type: none"> ● jot down the items used by your mom for cooking dinner and sort the items as countable and uncountable. <p>MEMORY GAME</p> <ul style="list-style-type: none"> ● Find out the opposite gender word card for your word card. <p>TELEPHONE GRAMMAR</p> <ul style="list-style-type: none"> ● The first person writes a grammar concept on a slip of paper and passes it to the next student. The second student reads the paper, puts it on the bottom of the pile, and writes an example on the next clean paper. 	<ul style="list-style-type: none"> ● understand the integrity of noun in a sentence and as one of the parts of speech – naming word. ● classify the kinds of nouns and their purpose. ● use correct terms of feminine, masculine and neuter gender, singular and plural: countable and uncountable words. ● understand the importance of team work. 	<ul style="list-style-type: none"> ● Interpersonal skill will be assessed through classification activity. ● Problem solving skill will be evaluated through memory game. ● Team work will be evaluated through Telephone Grammar Activity. 	

	IV	<ul style="list-style-type: none"> • Writing skill: Paragraph, Article and Essay writing – Ref. GR. Book: PGNo:227 	4	<p>learn a deliberate writing process with emphasis on research.</p> <ul style="list-style-type: none"> • frame content using limited vocabulary. 	<p>ART INTEGRATION (Chart presentation on Sandwich rule)</p> <ul style="list-style-type: none"> • CODER STRATEGY and the sandwich rule which is used for splitting the content into three. 	<ul style="list-style-type: none"> • PPT • Smart board • Chart 	<p>WORLD BOOK DAY</p> <p>Chart presentation consisting of importance of book reading and benefits from that.</p>	<ul style="list-style-type: none"> • CREATE YOUR OWN COMIC BOOK. Students, after reading a story, create their own comic book by drawing characters and writing the dialogues. • GRAPHIC ORGANISER • Students will plan their writing by drawing graphic organiser and filling it by following the format. • SELF EVALUATION • Students after writing can check their writing by self-evaluation check list. 	<ul style="list-style-type: none"> • Practise the deliberate writing process with emphasis on research. • Frame content using limited vocabulary. 	<ul style="list-style-type: none"> • Content writing 	
--	----	---	---	--	---	---	---	--	---	---	--

JUNE	I	<ul style="list-style-type: none"> Prose: 2: A Day's Wait. Grammar: Pronouns, demonstrative and relative pronouns. 	8	<ul style="list-style-type: none"> understand the various styles of prose. know how to overcome the fear of sickness. understand the grammatical forms of various kinds of pronouns in context. 	<p>VALUES (Group presentation of other stories of Earnest Hemingway.)</p> <ul style="list-style-type: none"> Chart presentation on pronouns – 1st, 2nd and 3rd person, also the different kinds. 	<ul style="list-style-type: none"> PPT Smart board Chart 	Discussion on Benefits of Yoga	<p>SHARE</p> <ul style="list-style-type: none"> Share your own experience that scared you and how you overcame it. <p>SPOT</p> <ul style="list-style-type: none"> Spot Pronouns from the given paragraph and find out the Subject/Object Pronouns and vice versa. 	<ul style="list-style-type: none"> identify details, characters, main idea and sequence of ideas and events in order to demonstrate sequencing skills. define the term 'pronoun'. Outline the different types of pronouns and use pronouns effectively in writing. 	<ul style="list-style-type: none"> To differentiate various kinds of pronouns by highlighting in different colours. To explain how to overcome fear comparing the fear with darkness. 	<p>"Don't fight darkness. Bring the light, and darkness will disappear."</p> <p>- H.H. MAHARISHI MAHESH YOGI</p>
	II	<ul style="list-style-type: none"> Poem: How the little kite learned to fly. Grammar: Articles 	6	<ul style="list-style-type: none"> enable students to capture the central idea of the poem. enable students to read the poem with correct rhyme and rhythm. define an article identify a definite and indefinite article 	<p>CRITICAL THINKING (Compare struggle of an individual's life to a flying kite.)</p> <ul style="list-style-type: none"> Use different poems to explain the rhyming scheme and how the pattern may vary. An activity for the children to understand the difference between consonant and vowel sound. 	<ul style="list-style-type: none"> PPT Smart board Chart 	Explanation on Yoga Demonstration through PPT	<p>KITE MAKING</p> <ul style="list-style-type: none"> Making of kite with colour papers. <p>MATCH</p> <ul style="list-style-type: none"> Match the nouns with correct articles. 	<ul style="list-style-type: none"> appreciate the use of vivid imagery and a conversational tone in a poem. identify articles within sentences and uses articles accurately within sentences. 	<ul style="list-style-type: none"> Identification of vowel and consonant sound and use articles accordingly in the given sentences. 	
	III	<ul style="list-style-type: none"> Grammar: Adjectives Grammar book: Prose Comprehension – 1 Mohandas Karamchand Gandhi (PG no:200) Non-detail – Oliver 	6	<ul style="list-style-type: none"> learn about adjectives and how they are used to describe nouns. develop reading skills through comprehension of the story's events and define the meaning of the words in the story. identify key characters 	<ul style="list-style-type: none"> An activity for the children to show how to describe a noun. focus reading by the students to answer the comprehension questions. Oral 	<ul style="list-style-type: none"> PPT Smart board Chart 	Talk about Maharishiji and his teachings.	<p>RIDDLE</p> <ul style="list-style-type: none"> Students will be divided as teams and given a riddle to other teams to find out nouns by using adjectives. <p>COMPARE</p> <ul style="list-style-type: none"> Compare yourself 	<ul style="list-style-type: none"> use comparative and superlative terms of the descriptive words in the appropriate places. Analyse a story and draw his/her own inferences from it. interpret text with attention to 	<ul style="list-style-type: none"> Assessed through an activity describing about themselves using adjectives. 	

		Twist – 1 to 3 chapters		in Oliver Twist by Charles Dickens	presentation of the story.			with Oliver Twist and write an article about orphan children.	ambiguity, complexity and aesthetic value.		
	IV	<ul style="list-style-type: none"> Writing skill: Autobiography of an inanimate object. Non-detail – Oliver Twist – 4 & 5 chapters 	4	<ul style="list-style-type: none"> learn about the process of writing; brainstorm ideas. generates interest and sustains it in extensive reading and reading comprehension. 	<p>ART INTEGRATION LEARNING (Make a puppet of an any inanimate object and write an Autobiography of it)</p> <ul style="list-style-type: none"> A chart presentation on Figures of Speech – ‘Personification’ with examples. Oral presentation of the story 	<ul style="list-style-type: none"> PPT Smart board Chart 	<p>INTERNATIONAL YOGA DAY</p> <p>Discussion on Indian Yogi’s</p>	<p>ROLE PLAY</p> <ul style="list-style-type: none"> Bring an object and do a role-play and explain First person narrative. <p>MIND MAP</p> <ul style="list-style-type: none"> Do a mind map for Oliver Twist chapters. <p>SELF EVALUATE</p> <ul style="list-style-type: none"> Do a self evaluation of yourself and write the benefits of yoga and what changes you can feel by doing yoga. 	<ul style="list-style-type: none"> write effectively and in detail about an inanimate object, its usage in alignment with the human needs. Consolidate what is learnt in the chapter and reinforces it. 	<ul style="list-style-type: none"> Personification and presentation of inanimate object from its perspective. 	
JULY	I	<ul style="list-style-type: none"> Prose: 3: Pret in the House. Grammar: The Verb 	7	<ul style="list-style-type: none"> identify and analyse qualities and motivations of characters. develop the imagination and fantasy of the students. read the sentences and understand the difference between transitive and intransitive verbs. 	<p>VALUES (Discussion on Non-existence of supernatural creatures to a story.)</p> <ul style="list-style-type: none"> Ice-breaking session. Students will have a debate on the topic believer and a non-believer in supernatural creatures. Chart presentation of some sentences using colours to differentiate Transitive verbs and Intransitive verbs. 	<ul style="list-style-type: none"> PPT Smart board Chart 	<p>Introduction about Tigers’ extinction through video.</p>	<ul style="list-style-type: none"> SPEAK OUT Students will speak and share their own experience about super natural things. PRACTICE Complete worksheets on the topic Transitive and Intransitive verbs. 	<ul style="list-style-type: none"> read and enjoy a prose in the form of a story about the existence of ghost. recognize and enjoy the imagination of Ruskin Bond’s textual structure. recognize whether a verb is used transitively or intransitively in a sentence. 	<ul style="list-style-type: none"> Identification of the Transitive and Intransitive verbs from the given sentences. To explain we are responsible for our own actions. 	<p>“One’s own karma, one’s own actions are responsible to come to bring either happiness or success or whatever.”</p> <p>- H.H. MAHARISHI MAHESH YOGI</p>

	II	<ul style="list-style-type: none"> • Grammar: Subject – Verb Agreement • Writing skill: Letter Writing - Formal and Informal letter Ref Gr book (Pg no:214) 	5	<ul style="list-style-type: none"> • choose the correct form of a verb to create a sentence with subject-verb agreement. • able to understand the tools, techniques and method of writing a Formal and Informal letter. 	<p>CREATIVE THINKING (Chart presentation of Venn diagram showing the subjects which take singular and plural verbs.)</p> <ul style="list-style-type: none"> • Oral presentation of teacher sharing the importance of letter writing. 	<ul style="list-style-type: none"> • PPT • Smart board • Chart 	Poster presentation on 'Save Tiger'.	<p>CHOOSE</p> <ul style="list-style-type: none"> • Choose the correct verb for the given Subject and complete the sentence. <p>DRAFT</p> <ul style="list-style-type: none"> • Imagine you are a tiger in a forest. Write a letter to the common people requesting them to save you. 	<ul style="list-style-type: none"> • recognize stative vs. action verbs and uses them correctly. • draft a letter with the correct format and techniques. 	<ul style="list-style-type: none"> • Using correct verbs according to the subject by practicing worksheets. • Assessed through their content writing 	
	III	<ul style="list-style-type: none"> • Prose: Pandora and Mysterious Box. • Non-detail: Oliver Twist (6-9) • Grammar book: Prose Comprehension – 2 Keoladeo Ghana National Park Pg no:202 	7	<ul style="list-style-type: none"> • understand the concept of a Pandora's Box. • create their own version of Pandora's Box • analyse the author's purpose in writing Oliver Twist. • develop reading skill through comprehension of the story's events and define the meaning of the words in the story 	<ul style="list-style-type: none"> • Oral presentation of the lesson by introducing students about Greek mythology stories. • Oral presentation of the story. • Focus reading by the students to answer the comprehension questions. 	<ul style="list-style-type: none"> • PPT • Smart board • Chart 	<ul style="list-style-type: none"> • PPT Presentation on Human Ecosystem and its effects because of Tiger Extinction. 	<p>DIARY ENTRY</p> <ul style="list-style-type: none"> • Write a Diary Entry for the day you met Epimetheus imagining you are Pandora. <p>NARRATE</p> <p>Narrate the given story from the chapters of Oliver Twist.</p>	<ul style="list-style-type: none"> • identify details, characters, main idea and sequence of ideas in order to demonstrate sequencing skill. • consolidate what is learnt in the chapter and reinforces it. • analyse a story and draws his/her own inferences from it. 	<ul style="list-style-type: none"> • Assessed on Comprehending skill by answering inferential questions of text. 	
	IV	<ul style="list-style-type: none"> • Grammar: Tenses 	5	<ul style="list-style-type: none"> • identify the verb and tense in a sentence. • write a sentence using the past, present, or future tense. 	<p>ART INTEGRATION LEARNING</p> <p>(Action words – Gift wrap a box and state each action involved as the box is wrapped.)</p>	<ul style="list-style-type: none"> • PPT • Smart board • Chart 	<p>WORLD TIGER'S DAY</p> <p>Do a role play by taking up the role of tiger and aware the students by telling the effects of extinction of tiger.</p>	<p>POSTER MAKING</p> <ul style="list-style-type: none"> • Students will make their own posters insisting on Save Tigers by using correct tenses. 	<ul style="list-style-type: none"> • recognize present perfect, past perfect and future perfect tenses and their progressive forms. • demonstrate control in using irregular verbs in the above 	<ul style="list-style-type: none"> • Usage of the correct action words; application of accurate tenses while writing and conversing. 	

		<ul style="list-style-type: none"> • Non-detail: Oliver Twist (10 & 11) 		<ul style="list-style-type: none"> • generate interest and sustain it in extensive reading and reading comprehension. 	<ul style="list-style-type: none"> • Oral presentation of the story. 				<ul style="list-style-type: none"> • consolidate what is learnt in the chapter and reinforces it. 		
AUGUST	I	<ul style="list-style-type: none"> • Poem – 2 The Magical Earth 	4	<ul style="list-style-type: none"> • enable the students to understand the thought and imagination of the poet contained in the poem. • develop the imaginative power of the students. 	<p>VALUES (Discussion on Sustaining the Natural resources.)</p> <ul style="list-style-type: none"> • Oral presentation of the content explanation. • Chart presentation of Figures of Speech. 	<ul style="list-style-type: none"> • PPT • Smart board • Chart 	Explanation on importance of friendship in school days.	<p>PICTURE DESCRIPTION</p> <ul style="list-style-type: none"> • Do a picture description for the poem 'The Magical Earth'. 	<ul style="list-style-type: none"> • Understand and realize truths like the earth being a consumer, a giver and a beneficiary of mankind. • Uses descriptive expressions correctly in a sentence. 	<ul style="list-style-type: none"> • Application of Figures of Speech. • Help the children to understand our own Nature and the Nature which teaches us is not nothing but God. 	<p>“The constitution of the universe is total natural law. 'Natural law,' we say from the field of science. 'Will of God,' we say from the field of religion. It's the same thing.”</p> <p>- H.H. MAHARISHI MAHESH YOGI</p>
	II	<ul style="list-style-type: none"> • Grammar – Verb: Voice • Writing Skill: Diary Writing Ref. Gr. Book Pg No: 220 	5	<ul style="list-style-type: none"> • distinguish between active and passive voice in sentences. • understand why active or passive voice is appropriate to use in certain contexts. • learn the purpose of keeping a diary and the format of a Diary entry. 	<p>EXPERIENTIAL LEARNING</p> <p>(Chart presentation titled 'Diary Entry' and create sub-sections labelled 'Format' and 'Ideas.')</p> <ul style="list-style-type: none"> • Smart Board – Module presentation with various examples. 	<ul style="list-style-type: none"> • PPT • Smart board • Chart 	<p>FRIENDSHIP DAY</p> <p>Make a Greeting card to a friend and share your own experience about friendship.</p>	<p>Greeting card making.</p> <ul style="list-style-type: none"> • Make a Greeting card for their friends. <p>DIARY ENTRY</p> <ul style="list-style-type: none"> • Write a Diary entry for the day when you met your best friend. 	<ul style="list-style-type: none"> • Define active voice and passive voice. • Convert passive voice into active voice and vice versa. 	<ul style="list-style-type: none"> • Changing the voice of the statement. • Assessed through their content writing. 	

	III	<ul style="list-style-type: none"> • Grammar – Adverbs • Non-detail: Oliver Twist (12 to 14) • Grammar Book: Prose Comprehension 3 Poultry Farming (Pg No: 201) 	6	<ul style="list-style-type: none"> • help students develop a definition of the role/function of adverbs. • articulate that adverb modify verbs by telling how something is done. • generate interest and sustain it in extensive reading and reading comprehension. • develop reading skill through comprehension of the story's events and define the meaning of the words in the story 	<ul style="list-style-type: none"> • Chart presentation of Adverbs – modifiers in three roles; kinds of adverbs with examples. • Oral presentation of the story. • Focus reading by the students to answer the Comprehension questions 	<ul style="list-style-type: none"> • PPT • Smart board • Chart 	Explanation of some famous examples of friends in Indian mythology and their friendship.	BRAIN STORM <ul style="list-style-type: none"> • List out some verbs in the board and ask the students to write as many adverbs as possible for the given verbs. 	<ul style="list-style-type: none"> • use meaningful modifiers. • understand how adverbs enhance a sentence. • consolidate what is learnt in the chapter and reinforces it. • analyse a story and draws his/her own inferences from it. 	<ul style="list-style-type: none"> • Identification of Adverbs in the given sentences. 	
	IV	<ul style="list-style-type: none"> • Grammar – Prepositions • Non-detail: Oliver Twist (15 and 16) 	5	<ul style="list-style-type: none"> • state the definition of a preposition and object of a preposition. • recognize prepositional phrases and state that they are composed of prepositions and their objects. • generate interest and sustains it in extensive reading and reading comprehension. 	<ul style="list-style-type: none"> • Live demonstration of position using objects / people around. • Oral presentation of the story 	<ul style="list-style-type: none"> • PPT • Smart board • Chart 	Narrate a story about true friendship.	GRAND DESIGN <ul style="list-style-type: none"> • Pair the students and make them to write about their dream home by using prepositions. 	<ul style="list-style-type: none"> • identify position of objects / people and uses prepositions accurately. • define prepositions and explain their usage. • Consolidate what is learnt in the chapter and reinforces it. 	<ul style="list-style-type: none"> • Identifies preposition in the given text. 	
SEPTEMBER	I	HALF – YEARLY EXAMINATION					TEACHERS DAY: SIGNIFIES DR. RADHAKRISHNAN'S BIRTHDAY	SPEECH Students deliver a speech about Teacher's Day.			
OCTOBER	I	<ul style="list-style-type: none"> • Prose – 5 The Cop and the Anthem. 	5	<ul style="list-style-type: none"> • give moral lesson through the story. • train the student's character. 	<ul style="list-style-type: none"> • Oral presentation of the story including moral values and insisting the importance of being properly taken care by the parents. 	<ul style="list-style-type: none"> • PPT • Smart board • Chart 	Introduction of World Smile Day celebrated around the world.	WRITE <ul style="list-style-type: none"> • Write a summary for the prose 'The cop and the Anthem'. 	<ul style="list-style-type: none"> • can cite textual evidence to support analysis. 	<ul style="list-style-type: none"> • Assessed through answering the inferential questions. 	"Stress is the reason for crime and all other kinds of frustration.To relieve it will eliminate everything else."

		<ul style="list-style-type: none"> ● Grammar Book: Poem Comprehension – 4 Father William (Pg no: 205) 		<ul style="list-style-type: none"> ● develop reading skill through comprehension of the story's events and define the meaning of the words in the story 	<ul style="list-style-type: none"> ● Focus reading by the students to answer the comprehension questions 				<ul style="list-style-type: none"> ● analyse a story and draws his/her own inferences from it. 	<ul style="list-style-type: none"> ● To explain how to overcome stress and lead a successful life. 	- H.H. MAHARISHI MAHESH YOGI
II	<ul style="list-style-type: none"> ● Poem – 3 The Spider and the Fly. ● Writing Skill – Speech Writing. 	5	<ul style="list-style-type: none"> ● understand the thought and imagination of the poet contained in the poem. ● develop the students' aesthetic sense. ● to develop students' oral communication skills. 	<ul style="list-style-type: none"> ● Oral presentation of the content of the poem insisting about present-day scenario of human values. ● Video presentation of a speech delivered by any famous personality. 	<ul style="list-style-type: none"> ● PPT ● Smart board ● Chart 	WORLD SMILE DAY <ul style="list-style-type: none"> ● Explanation on importance of spreading happiness through video. 	MAKE YOUR OWN BOOK MARKERS. <ul style="list-style-type: none"> ● Students will create their own Smile book markers. SPEAK Make a speech for the Topic "Laughter is the language of the heart."	<ul style="list-style-type: none"> ● involve them in the tone of the poem. ● find descriptive expressions used in the poem. ● express the difference between spoken and written English; integrate form and meaning. 	<ul style="list-style-type: none"> ● Students rewrite the poem told from a 1st person point of view by the fly. ● Assessed through their content writing. 		
III	<ul style="list-style-type: none"> ● Grammar – Conjunctions ● Non-detail: Oliver Twist (17 to 19) 	5	<ul style="list-style-type: none"> ● identify words that function as conjunctions. ● differentiate between subordinating and coordinating conjunctions. ● generate interest and sustain it in extensive reading and reading comprehension. 	<ul style="list-style-type: none"> ● Smart Board – Module presentation of the joining words and the different kinds of conjunctions used with acronyms to recall easily. ● Oral presentation of the story. 	<ul style="list-style-type: none"> ● PPT ● Smart board ● Chart 	WORLD GIRL CHILD DAY Discussion on Importance of girl child in the society.	CREATE YOUR OWN BRIGHTER FUTURE WALL. Students will create a Flash card containing the thought what does brightest future for girls mean to them using conjunctions.	<ul style="list-style-type: none"> ● define the term conjunctions. ● use conjunctions within each category. ● consolidate what is learnt in the chapter and reinforces it 	<ul style="list-style-type: none"> ● Joining the sentences using appropriate conjunctions. 		
IV	<ul style="list-style-type: none"> ● Grammar – Interjections. ● Non-detail: Oliver Twist (20 to 22) 	4	<ul style="list-style-type: none"> ● understand why interjection words are used in writing. ● talk about some of the words and the feelings they are intended to convey. ● generate interest and sustain it in extensive reading and reading comprehension 	ART INTEGRATION LEARNING (Making sentence bubbles using Interjections.) <ul style="list-style-type: none"> ● Chart presentation showing the feeling intended behind a specific interjection word. 	<ul style="list-style-type: none"> ● PPT ● Smart board ● Chart 	Discussion on Role of Girls in the society.	FLASH CARDS. <ul style="list-style-type: none"> ● Create your own flash cards for an interjection and make a sentence for the same. 	<ul style="list-style-type: none"> ● identify an interjection. understand how to use an interjection properly. ● know several common interjections and their typical uses. ● consolidate what is learnt in the chapter and reinforces it. 	<ul style="list-style-type: none"> ● to identify and correctly punctuate interjections. 		

NOVEMBER	I	<ul style="list-style-type: none"> Prose – 6 The Merchant of Venice. Grammar book: Prose Comprehension 5 Sherlock Holmes (Pg No: 207) 	6	<ul style="list-style-type: none"> describe the primary conflict each main character faces in the play. discuss the role of gender in the play, as well as the functions of cross-dressing; think actively about what is happening in the text while reading it in order to generate questions. 	<p>VALUES (Discussion on Mental strength through a story.)</p> <ul style="list-style-type: none"> Oral presentation of the story by insisting the characterization of the text. Instruct the students to do silent reading to understand the passage. 	<ul style="list-style-type: none"> PPT Smart board Chart 	Explanation on Importance of a student life.	<p>ROLE PLAY</p> <ul style="list-style-type: none"> Students will take a role from the lesson and do a Role Play. 	<ul style="list-style-type: none"> describe the logic behind the lottery of the caskets devised by Portia’s father, and explain how this element of the play relates to the theme of marriage and money; Understand that there are different types of questions and be able to categorize them. 	<ul style="list-style-type: none"> Reiteration of the story. Comprehending skills. Help the children to understand our strength and weaknesses thereby to develop only positiveness in all our actions 	<p>“All problems in life arise from some weakness of mind. All weakness of mind is due to the mind's ignorance of its own essential nature, which is universal and the source of infinite energy and intelligence. In order to root out any problem of life it is only necessary to be brought out of ignorance, to be brought to knowledge.”</p> <p>- H.H. MAHARISHI MAHESH YOGI</p>
	II	<ul style="list-style-type: none"> Grammar – The Sentence Non-detail: Oliver Twist (23 to 25) 	6	<ul style="list-style-type: none"> identify subject and predicate in a sentence, and recognize different objects of sentences. demonstrate understanding of sentence parts. generate interest and sustain it in extensive reading and reading comprehension. 	<p>STORY TELLING</p> <ul style="list-style-type: none"> Chart presentation showing the difference between Subject and Predicate. Oral presentation of the story. 	<ul style="list-style-type: none"> PPT Smart board Chart 	Explanation on role of a student in a society.	<p>PAIR</p> <ul style="list-style-type: none"> Pair the given cards by identifying correct Subject and Predicate. 	<ul style="list-style-type: none"> identify and defines sentence structure, subject, predicate, and object; differentiate between subjects and objects in a sentence. consolidate what is learnt in the chapter and reinforces it 	<ul style="list-style-type: none"> Identification of Subject and Predicate. 	
	III	<ul style="list-style-type: none"> Grammar – Types of Sentences. 		<ul style="list-style-type: none"> recognize different types of sentences. demonstrate understanding of sentence types. understand writing notice 	<ul style="list-style-type: none"> Chart presentation showing the definition and examples of different kinds of sentences. 	<ul style="list-style-type: none"> PPT Smart board Chart 	<p>INTERNATIONAL STUDENT DAY (17th of November)</p> <p>Present a Notice writing format in a chart for the celebration on</p>	<p>JOURNAL WRITING</p> <ul style="list-style-type: none"> Write a Journal for the Topic 'Students has the role of Good citizens'. 	<ul style="list-style-type: none"> classify the four different types. write the four different types of sentences. 	<ul style="list-style-type: none"> The ability to solve test exercises. 	


		<ul style="list-style-type: none"> Writing skill – Notice Writing 	6	is to inform, create awareness, appeal or to invite.	<ul style="list-style-type: none"> Slide presentation – format of notice writing with examples. 		International Student Day.		<ul style="list-style-type: none"> write a short functional text based on a given topic to be a 'Notice'. 	<ul style="list-style-type: none"> Drafting Notice for any public/mass announcement. 	
	IV	<ul style="list-style-type: none"> Grammar – Phrases and Clauses. Non-detail: Oliver Twist (26 and 27) 	6	<ul style="list-style-type: none"> to identify phrases, independent clauses, and dependent clauses. to identify and correct sentence errors, by understanding the importance of sentence structure. generates interest and sustains it in extensive reading and reading comprehension. 	ART INTEGRATION LEARNING (Chart presentation showing difference between Phrases and Clauses.) <ul style="list-style-type: none"> Oral presentation of the story. 	<ul style="list-style-type: none"> PPT Smart board Chart 	Make the students to take an oath.	FIND OUT <ul style="list-style-type: none"> Students will match the phrase, clause and conjunction strip and make a sentence. 	<ul style="list-style-type: none"> identify the difference between a phrase and a clause. determine the two different types of clauses; constructs the two different types of clauses. consolidate what is learnt in the chapter and reinforces it 	<ul style="list-style-type: none"> Identification of Phrase and Clause in sentence. 	
DECEMBER	I	<ul style="list-style-type: none"> Poem – Day Break Writing Skill – Message Writing. Ref Gr. Book: (Pg no. 212.) 	5	<ul style="list-style-type: none"> understand the figures of speech 'Personification'. make the students understand the thought and imagination contained in the poem. interpret the conversation. 	<ul style="list-style-type: none"> Chart presentation of 'Figures of Speech'. Play Chinese whisper to help students understand how verbal passing of any message takes a different shape of meaning. 	<ul style="list-style-type: none"> PPT Smart board Chart 		SKETCH Draw a sketch of a scenery for the poem "Day Break"	<ul style="list-style-type: none"> find descriptive expressions used in the poem. imagine and enjoy the poet's personification on the sea wind. draft messages for different instances. 	<ul style="list-style-type: none"> Application of Figures of Speech. Identification of Rhyme scheme. Drafting short messages. Help the children to enjoy and to pray the creator and thank him for all he has given. 	<p>"When you are appreciating creation as much as the Creator, then the Creator will ask, 'Who is appreciating my creation as much as me. Let me see this person.'"</p> <p>- H.H. MAHARISHI MAHESH YOGI</p>
ASSESSMENT											

JANUARY	I	<ul style="list-style-type: none"> Prose – 7 Say the Right Thing. Writing Skill – Story writing. Refer Gr. Book (Pg.223) 	5	<ul style="list-style-type: none"> describe, analyse, interpret and evaluate dramatic literature and theatrical productions. analyze drama in text. develop writing skills in the context of writing a short story. 	<p>VALUES (Discussion on 'Power of words' through a speech.)</p> <ul style="list-style-type: none"> Role play. Slide presentation of the points to remember while crafting a story with an example. 	<ul style="list-style-type: none"> PPT Smart board Chart 	Explanation on History of Maharishi ji Mahesh Yogi.	<p>STORY WRITING</p> <ul style="list-style-type: none"> Create your own story for Maharishi's saying. 	<ul style="list-style-type: none"> understand the power for words used. appreciate the creation of the author and enjoys the twists and turns of the story. identify the different styles of writing a story – various themes under one title. 	<ul style="list-style-type: none"> Reiteration of the story. Story writing on different genres. Help children to develop always positive approach. 	<p>"Right speech has its basis in right thinking."</p> <p>- H.H. MAHARISHI MAHESH YOGI</p>
	II	<ul style="list-style-type: none"> Grammar – Simple Sentence. Non-detail: Oliver Twist (28 to 30) 	6	<ul style="list-style-type: none"> understand why correct sentence structure is important. identify aspects of strong sentences and follow steps to improve sentence structure. generate interest and sustain it in extensive reading and reading comprehension. 	<ul style="list-style-type: none"> Chart presentation showing different structures of sentences. Oral presentation of the story 	<ul style="list-style-type: none"> PPT Smart board Chart 	<p>H.H.MAHARISHI'S MAHESH YOGIJI'S BIRTHDAY.</p> <p>To show Maharishiji speech video to students.</p>	<p>SENTENCE CARD</p> <ul style="list-style-type: none"> In this card game players take it in turns to pick up and put down cards until they can build a sentence that is grammatically correct and makes sense. The winner of the game is the first person to build three sentences or one 'trump' card sentence. 	<ul style="list-style-type: none"> identify that a simple sentence is a group of words that contains a subject, a verb and expresses a complete thought. identify that a verb describes an action in clauses or sentences. consolidate what is learnt in the chapter and reinforces it. 	<ul style="list-style-type: none"> Identification of a proper sentence and a clause. 	
	III	<ul style="list-style-type: none"> Grammar – Direct and Indirect Speech. 	4	<ul style="list-style-type: none"> define direct speech and indirect speech list the rules for converting direct speech to indirect speech and indirect speech to direct speech. 	<ul style="list-style-type: none"> Chart presentation stating rules for changing Direct speech into Indirect speech. 	<ul style="list-style-type: none"> PPT Smart board Chart 	To explain the steps of meditation.		<ul style="list-style-type: none"> distinguish between direct and indirect speech. list the rules for changing different kinds of sentences from direct speech into indirect speech. 	<ul style="list-style-type: none"> Conversion of direct speech into reported form and vice versa. 	

	IV	<ul style="list-style-type: none"> • Grammar – Vocabulary. • Non-detail: Oliver Twist (31 to 33) 	6	<ul style="list-style-type: none"> • to define vocabulary words. • to define unknown words in sentence level context using a picture dictionary for support. • generates interest and sustains it in extensive reading and reading comprehension. 	<ul style="list-style-type: none"> • Chart presentation consisting words with meaning. • Oral presentation of the story. 	<ul style="list-style-type: none"> • PPT • Smart board • Chart 	Explanation on quotes of Maharishi related to education.	EXPLORE SHADES OF MEANING Create your imaginative spin wheel for synonyms and antonyms.	<ul style="list-style-type: none"> • understand the factors that influence use of grammar and vocabulary in speech and writing • understand the different ways in which a word can be used. • consolidates what is learnt in the chapter and reinforces it. 	<ul style="list-style-type: none"> • Find new words from the Dictionary and write meaning and frame sentences on their own. 		
FEBRUARY	I	PREPARATORY EXAMINATION										
MARCH	I	YEARLY EXAMINATION						8 – WORLD WOMEN’S DAY	PARAGRAPH WRITING. Choose a woman from history and write details and your opinion about her.			


HEAD MISTRESS


**Sr. HEAD MASTER /
 CHIEF ACADEMIC ADVISOR**


**Sr. PRINCIPAL /
 CHIEF EDUCATION OFFICER**

ஜெய்குருதேவ்
மகரிஷி வித்யா மந்திர் மேனிலைப்பள்ளி , சென்னை -31
தமிழ்ப்பாடம் கற்பிப்புத் திட்டம் - 2022 - 2023

வகுப்பு: ஆறு

பாடம் : தமிழ்

மாதம்	வாரம்	தலைப்பு	பாடவேளை	நோக்கம் / குறிக்கோள்	கற்பித்தல் முறை	துணைக் கருவிகள்	முக்கிய நாட்கள் / ஆசிரியரின் செயல்பாடு	கற்றல் தொடர்புடைய செயல்பாடுகள்	கற்றல் விளைவுகள்	மதிப்பாய்வு	அறநெறி மற்றும் ஒழுக்கம் சார்ந்த உணர்வுக் கோட்பாடுகள்
ஏப்ரல்	I	1.பொதுக் கடிதம்	2	சிறந்த கருத்துகளைச் சிறந்த சொற்களின் மூலம் சிறந்த முறையில் கூறுவதே சிறந்த இலக்கியம் என்பதை அறியச் செய்தல்	கடிதம் யாருக்கு எழுதுகிறோமோ அவரின் மதிப்பு, படிப்பு, மற்றும் புரிந்து கொள்ளும் திறன் ஆகியவற்றைக் கருத்தில் எடுத்துக் கொள்ளவேண்டும் என்பதை விளக்கிக் கூறுதல்	கரும்பலகை கட்டுரை நூல் பாடநூல் காணொலிக் காட்சி			கடிதம் என்பது எழுத்தால் நிகழும் உரையாடல் .அதில் உயிரோட்டமும் மகிழ்ச்சியும் இருக்க வேண்டும் என்பதை அறியச் செய்தல்	கடித அமைப்பு, மொழிநடை, சிறப்புக் கூறுகளைக் கேட்டறிதல்	
		.பொதுக் கட்டுரை		மாணவர்களின் செய்தி வளத்தைப் பெருக்குவதுடன் மொழித்திறனைப் பெறவும் வழிகாட்டுதல்	கட்டுரையானது படைப்பாளரின் அறிவாற்றலை வெளிப்படுத்துவதோடு படிப்பவரின் சிந்தனையையும் தூண்டுவதாக அமைதல் வேண்டும் என்பதை விளக்குதல். *****			மொழித்திறன் வளர்ச்சியில் பின்பற்றலுக்கேற்ற நல்ல முன் மாதிரிகளை எளிதில் புரியுமாறு ஒவ்வொரு மாணவருக்கும் அறிமுகப்படுத்துதல்.	உள்ளத்தில் தோன்றிய தைக் கட்டுரைப்பது கட்டுரை என்பதை அறிந்து கொள்ளச் செய்தல்	கட்டுரை யின் வகை களைக் கேட்டறிதல்	

		மூன்றில் ஒரு பங்காகச் சுருக்குதல்	மொழித்திறன்களை வளர்த்தல்	வாக்கியங்களை உருவாக்கும் பொழுது பத்தியின் கருத்து குன்றாமல் உருவாக்க வேண்டும் என்பதை அறிவுறுத்துதல்				பத்தியின் கருத்து மாறாமல் சுருக்க வேண்டும் என்பதை உணரச் செய்தல்	பத்தி ஒன்று வழங்கி மூன்றில் ஒரு பங்காகச் சுருக்கி எழுதச் செய்தல்	
ஏப்ரல்	I	இயல் :1 2..இன்பத் தமிழ்	1 தமிழ் மொழியின் சிறப்புகளை அறியச் செய்தல்	செய்யுளை இனிய ஓசையுடன் பாடி அதன் மைய கருத்துகளை விளக்கிக் கூறுதல்.	பாடநூல், பாரதிதாசன் படம்.	தமிழ்ப் புத்தாண்டு குறித்த பட விளக்கக் காட்சி	பட்டியலிடுதல் தமிழுக்கு மாணவர்கள் சூட்ட விரும்பும் பெயர்களைப் பட்டியலிடச் செய்தல்.	செய்யுளின் நயங்களை அறிந்து கொள்ளுதல்.	தமிழ் - வேல் ஒப்பிடுதல். இறைவன் அளித்த மிகப்பெரிய கொடை இயற்கை அதைப் பேணிக் காப்பது நம் கடமை என்பதை பாடங்களின் வாயிலாக உணர்த்து தல்..	உனது சக்தியினால் இயற்கையைக் காப்பாற்று, இயற்கையை நீ நேசிக்கும் போது மன அழுத்தமானது காணாமல் போய்விடும்" - மகரிஷி மகேஷ் யோகி.
	II	.3..தமிழ்க் கும்மி	1 தமிழ் மொழியின் பெருமைகளை அறியச் செய்தல்.	கும்மிப் பாடலை பாடி,ஆடும் முறையை விளக்கிக் கூறுதல்.	பாடநூல், கரும்பலகை பெருஞ் சித்திரனார் படம்,		பட்டியலிடுதல் நாட்டுப்புறப் பாடல் வகைகளைப் பட்டியலிடச் செய்தல்.	தமிழ் மொழியின் இனிமையைப் புரிந்து கொள்ளுதல்.	எதுகை - மோனைச் சொற்களை எழுத வைத்தல்	

		4.வளர்தமிழ்	2 தமிழ் மொழியின் தனிச் சிறப்புகளை அறியச் செய்தல்	இன்றைய அறிவியல் தொழில் நுட்பத்திற்கேற்ப தன்னை புதுப்பித்துக் கொள்ளும் தன்மையை விளக்கிக் கூறுதல்	பாடநூல், கரும்பலகை தமிழிலக்கிய நூல்கள்		படத்தொகுப்பு தயாரித்தல் ஓலைச்சுவடிகள், கல்வெட்டுகள், செப்பேடுகள், வட்டெழுத்துகள் குறித்த படத் தொகுப்பேடு தயாரிக்கச் செய்தல்.	தமிழ் மொழியின் தனிச் சிறப்புகளைப் புரிந்து கொள்ளுதல்.	வழக்கொழிந்த தமிழ்ச் சொற்களைக் கேட்டறிதல்	
ஏப்ரல்	III	5. கனவு பலித்தது	2 தன்னம்பிக்கையுடன் தனக்கான இலக்குகளை உருவாக்குதல் என்பதை அறியச் செய்தல்	பழங்கால இலக்கியங்களில் கூறியுள்ள அறிவியல் செய்திகளை விளக்கிக் கூறுதல்.	பாடநூல், கரும்பலகை அஞ்சல் அட்டைகள் தமிழில் பயின்ற அறிவியல் அறிஞர்களின் படங்கள்.	14.04.2022 தமிழ்ப் புத்தாண்டு	வாழ்த்து அட்டை தயார் செய்தல் : தமிழ்ப் புத்தாண்டை முன்னிட்டு உறவினருக்கு வாழ்த்து அட்டை தயாரித்தல்.	இலக்குகளை அடையும் முறையை புரிந்து கொள்ளுதல்	பாடப் பொருளின் கடித கருத்து களைக் கேட்டறிதல்	
		6. தமிழ் எழுத்துகளின் வகையும் ,தொகையும்	2 மொழியைப் பிழையின்றிப் பேசவும் ,எழுதவும் இலக்கணம் பயன்படுகிறது என்பதை அறியச் செய்தல்.	எழுத்துகளின் ஒலிப்பு முறைகளை தகுந்த உதாரணங்களுடன் விளக்கிக் கூறுதல்.	பாடநூல் , கரும்பலகை இலக்கண நூல், காணொலிக் காட்சி	தமிழ் வருடப் பிறப்பு குறித்து பேசுதல்	கண்டறிதல்: நண்பர்களின் பெயருக்கான மாத்திரை அளவை கண்டறியச் செய்தல்.	எழுத்துகளின் வகை தொகைகளை அறிந்து கொள்ளுதல்	மாத்திரை அளவைக் கண்டு பிடித்தல்	

		இயல்:2 7.சிலப்பதிகாரம்	2 இயற்கையின் சிறப்புகளை அறியச் செய்தல்	இயற்கையைப் பாதுகாக்கும் வழிமுறைகளை விளக்கிக் கூறுதல்	பாடநூல், பூம்புகார் படக் காட்சிகள்,		விவாதித்தல் வளர்பிறை - தேய்பிறை குறித்து விவாதித்தல்.	இயற்கையின் சிறப்பினையும் அவற்றைப் பாதுகாக்கும் முறைகளையும் அறிந்து கொள்ளுதல்.	எதுகை - மோனைச் சொற்களை எழுத வைத்தல்	
ஏப்ரல்	IV	8. காணி நிலம்	2 இயற்கையைப் பாதுகாக்கும் வழிமுறைகள் குறித்து அறியச் செய்தல்	இயற்கையைப் போற்றும் பண்பினையும், அதன் பயன்களையும் விளக்கிக் கூறுதல்	பாடநூல், கரும்பலகை, பாரதியார் படம்,	வெவ்வேறு மொழி பேசும் மக்கள் புத்தாண்டு கொண்டாடுவது குறித்து கலந்துரையாடல்	பட்டியலிடுதல் : நில அளவைக் குறிக்கும் சொற்களைப் பட்டியலிடச் செய்தல்	இயற்கையைப் போற்றும் பண்பினை அறிந்து கொள்ளுதல்.	கனவு இல்லம் குறித்துக் கேட்டறிதல்.	
		9.சிறகின் ஓசை	2 பறவைகளுக்கும் சுற்றுச்சூழலுக்கும் உள்ள தொடர்பை அறியச் செய்தல்	பறவை இனங்களை அழியாமல் பாதுகாக்கும் நடைமுறைகள் பற்றி விளக்கிக் கூறுதல்	பறவைகள் படங்கள் , பாடநூல் கரும்பலகை சுண்ணக்கட்டி காணொலிக் காட்சி		ஒருங்கிணைந்த கலை வடிவ செயல் திட்டம்: வண்ணத் தாளில் பறவை உருவங்களை உருவாக்கச் செய்தல்.	பறவைகள் குறித்த செய்திகளை அறிந்து கொள்ளுதல்.	பறவைகளின் பெயர்களைக் கேட்டறிதல்	
சூன்	I	1.கிழவனும் கடலும்	3 மீனவர்களின் வாழ்க்கையை அறியச் செய்தல்	இயற்கையோடு இணைந்து மனிதன் வாழ்ந்த முறையை விளக்கிக் கூறுதல் நீதிக் கதை கூறுதல் : விடா முயற்சி வெற்றி தரும்..	பாடநூல் கரும்பலகை காணொலிக் காட்சி	தந்தையாரிடம் உனக்குப் பிடித்த விசயங்கள் குறித்து கலந்துரையாடல்	திரட்டுதல் கடல் என்னும் பொருள் தரும் வேறு சொற்களைத் திரட்டுதல்.	விடாமுயற்சி வெற்றி தரும் என்பதை அறிந்து கொள்ளுதல்.	கடற் கரைக்குச் சென்று வந்த காட்சி குறித்துக் கேட்டறிதல்	

		2. முதலெழுத்தும் சார்பெழுத்தும்	2	எழுத்துகளின் வகைகள் குறித்து அறியச் செய்தல்.	முதலெழுத்து , சார்பெழுத்து களைச் சான்றுகளுடன் கூறி விளக்கம் அளித்தல்.	கரும்பலகை பாடநூல், வரைபடத் தாள்		விவாதித்தல் முதலெழுத்துகள், சார்பெழுத்துகள் குறித்து விவாதிக்கச் செய்தல்.	சார்பெழுத்து களின் வகைக குறித்து அறிந்து கொள்ளுதல்.	முதலெழுத்து இடம் பெறாத சொற்களை எழுதச் செய்தல்.	
II	3. திருக்குறள்	4	உலகப் பொதுமறையான திருக்குறள் பற்றி அறியச் செய்தல்.	ஏழு சொற்களில் அறத்தைக் கற்றுத்தரும் நூல் திருக்குறள் என்பதை சிறுகதையின் மூலம் விளக்கிக் கூறுதல். தருக்க சிந்தனை குழுவிவாதம் அறிவியலின் நன்மை, தீமை குறித்து விவாதித்தல்.	பாடநூல் கரும்பலகை திருக்குறள் புத்தகம்	தந்தையர் தினம் குறித்து சுருக்கமான வரலாறு கூறுதல்	பட்டியலிடுதல் மாணவர்கள் அறிந்த அற நூல்களைப் பட்டியலிடச் செய்தல்.	திருக்குறளையும், அதன் பொருளையும் அறிந்து கொள்ளுதல்.	சீர்களை முறைப் படுத்தி எழுதச் செய்தல்.		
	இயல்:3 4. அறிவியல் ஆத்திசூடி	2	எதையும் காரண , காரியத்துடன் அறியச் செய்தல்	அகரவரிசையில் அறிவுரைகளைச் சொல்லும் இலக்கியம் ஆத்திசூடி என்பதை பாடல் வழியில் விளக்குதல்.	பாடநூல் , கரும்பலகை, ஆத்திசூடி நூல்,		அறிவியல் சிந்தனையைத் தூண்டும் முழக்கத் தொடர்கள் உருவாக்குதல்.	அறிவியல் ஆத்திசூடியின் பொருளை புரிந்து கொள்ளுதல்.	ஆத்திசூடியைக் கேட்டறிதல்.	"என்னவெல்லாம் கண்டு பிடிக்கப்பட்டதோ அவையெல்லாம் முறையாகப் பயன்படுத்த வேண்டும் அவ்வாறு இல்லை யெனில்	

கூன்	III	5.அறிவியலால் ஆள்வோம்	2 அறிவியல் வளர்ச்சியினை அறியச் செய்தல்	அறிவியல் ஆய்வுகள் மற்றும் அதன் பயன்களையும் விளக்குதல்.	பாடநூல், கரும்பலகை, காணொலிக் காட்சி	19-06-2022 தந்தையர் நாள்	பேசுதல்: தந்தையாரைப் பற்றி பேச வைத்தல்.	அறிந்த அறிவியல் சாதனங்களைப் பட்டியலிடச் செய்தல்.	அறிவியல் சாதனங்கள் பற்றிப் கேட்டறிதல். அறிவியல் வளர்ச்சி யால் கண்டு பிடிக்கப் பட்டதை ஆக்கப்பூர்வ மான வழிகளில் பயன்படுத்த வேண்டும் என்பதை அறிவுறுத் துதல்.	கண்டு பிடிக்கப் பட்டதன் நோக்கம் தோல்வி அடைந்து விடும்." மகரிஷி மகேஷ் யோகி.
		6.கணியனின் நண்பன்	4 எந்திரங்களையும் அவற்றின் பயன்களையும் அறியச் செய்தல்	எந்திர மனிதனைப் பற்றியும் அதன் பயன்கள் குறித்தும் விளக்கமாகக் கூறுதல்	பாடநூல் கரும்பலகை எந்திர மனிதனின் படங்கள்.		உனக்கென ஒரு எந்திர மனிதன் இருந்தால் அதை எதற்கெல்லாம் பயன்படுத்துவீர்கள் என சிந்தித்து எழுதச் செய்தல்.	தானியங்கிக்கும் , எந்திர மனிதனுக்கும் உள்ள வேறுபாடுகளை அறிந்து கொள்ளுதல்.	துருவப் பகுதிகளில் ஆய்வு செய்ய எந்திர மனிதனை அனுப்புவதன் காரணங்களைக் கேட்டறிதல்.	
கூன்	IV	7. ஒளி பிறந்தது	4 அப்துல்கலாம் அவர்களின் அறிவியல் சிந்தனைகளை அறியச் செய்தல்	அறிவியல் சிந்தனைகளை உருவாக்கும் விதமாக எளிமையான கருத்துகளுடன் விளக்கிக் கூறுதல்.	பாடநூல் அப்துல் கலாம் படம் கரும்பலகை		<u>பட்டியலிடுதல்</u> தமிழ் வழியில் பயின்ற அறிவியல் சாதனையாளர்களின் பெயர்களைப் பட்டியலிடச் செய்தல்	சுதந்திர இந்தியாவின் வெற்றிகளாக அப்துல்கலாம் கூறியவற்றை அறிந்து கொள்ளுதல்.	வெற்றியை அடையும் இலக்கு குறித்துக் கேட்டறிதல்	

		8,மொழி முதல்,இறுதி எழுத்துகள்	3 இலக்கண உத்திகளை அறியச் செய்தல்.	மொழியைப் பிழையின்றிப் பேசவும், எழுதவும் இலக்கணம் பயன்படுகிறது என்பதை விளக்கிக் கூறுதல்.	பாடநூல் , கரும்பலகை காணொலிக் காட்சி		சொல்லின் இடையில் மட்டுமே வரும் எழுத்துகளை எழுதி வரச் செய்தல்.	இலக்கணம் கற்பதினால் ஏற்படும் பயன்கள் குறித்து அறிந்து கொள்ளுதல்.	மொழிக்கு முதலில் வரும் சொற்களைக் கேட்டறிதல்.	
குலை	I	இயல்: 4 1.முதுரை	5 கல்வியின் சிறப்பையும் பயனையும் அறியச் செய்தல்	அழியாச் செல்வம் கல்வியே என்பதை விளக்கிக் கூறுதல். நீதிக் கதை கூறல் கல்லாதவருக்கு ஏற்படும் இழப்பு குறித்த கதைகள் கூறுதல்.	பாடநூல் , ஓளவையார் படம் கரும்பலகை	காமராசர் கல்விப் பணிகள் குறித்துப் பேசுதல்.	கல்வி பற்றிய பழமொழிகள் எழுதி வரச் செய்தல்.	கல்வியின் முக்கியத்துவம் குறித்து புரிந்து கொள்ளுதல்.	கற்றவரின் பெருமைகள் குறித்துக் கேட்டறிதல்.	
		2.துன்பம் வெல்லும் கல்வி	4 பண்பாட்டை அறியச் செய்தல்	செய்யுளை இனிய ஓசையுடன் பாடி கற்பித்தல்,	பாடநூல் , கல்யாண சுந்தரனார் படம், கரும்பலகை		ஏட்டுக் கல்வி மட்டும் கல்வி இல்லை என்ற தலைப்பில் பேசச் செய்தல்	படித்திருந்தாலும் பண்பாடு இல்லை எனில் கல்வி பயனற்றுப் போகும் என்பதை அறிந்து கொள்ளுதல்.	பட்டுக் கோட்டை கல்யாண சுந்தரம் எழுதிய வேறு பாடல்களை எழுதி வரச் செய்தல்.	

சூலை	II	3..கல்விக்கண் திறந்தவர்	6 கல்விப் பணி ஆற்றிய பெருமக்களைப் பற்றி அறியச்செய்தல்	காமராசர் கல்விக்காக செய்த பணிகள் பற்றி விளக்கமாக எடுத்துரைத்தல் படைப்பாற்றல் சிந்தனை காமராசர் குறித்த கவிதைகள் கூறுதல்.	பாடநூல் , காமராசர் படம், கரும்பலகை, காணொலிக் காட்சி	15.07.2022 காமராசர் பிறந்த நாள்.	உரைவீச்சு காமராசர் ஆட்சி காலம் பொற்காலம் என்ற தலைப்பில் பேச்சு செய்தல்.	காமராசர் முதல்வராகப் பொறுப்பேற்று ஆற்றிய பணிகள் குறித்து அறிந்து கொள்ளுதல்.	காமராசரின் சிறப்புப் பெயர் களைக் கேட்டறிதல். திறமையுடன் கடமை யாற்றினால் வெற்றி கிட்டுவது உறுதி என்பதை பாடங்களின் மூலம் அறிவுறுத்துதல்.	"உனக்கென்று ஒரு கடமை கொடுக்கப்பட்டுள்ளது என்றால் அதை முழுத் திறமையுடன் செயலாற்றுவதே உனது பிறப்பின் அடையாளம்." - மகரிஷி மகேஷி யோகி
	III	4..நூலகம் நோக்கி.....	6 நூலகம் பற்றித் அறியச் செய்தல்	நூலகங்களின் வகைகள் குறித்தும் அண்ணா நூற்றாண்டு நூலகம் குறித்தும் விளக்கிக் கூறுதல்..	பாடநூல் கரும்பலகை சுண்ணக்கட்டி காணொலிக் காட்சி	காமராசர் காணொலி	கலந்துரையாடல் நூலகம் சென்று வந்த நிகழ்வு குறித்து நண்பர்களுடன் கலந்துரையாடச் செய்தல்	அண்ணா நூற்றாண்டு நூலகத்தைப் பற்றி அறிந்து கொள்ளுதல்	விருப்பமான நூல்களின் பெயர் களைக் கேட்டறிதல்.	
	IV	5..இன எழுத்துகள்	3 சொற்களில் எழுத்துகள் அமையும் முறையை அறியச் செய்தல்	இன எழுத்துகள் குறித்தும் அவை இடம்பெறும் சொற்கள் குறித்தும் சான்றுகளுடன் விளக்கிக் கூறுதல்.	பாடநூல் கரும்பலகை வரைபடத் தாள்			கண்டறிதல் சொற்களில் உள்ள இன எழுத்துகளை கண்டறியச் செய்தல்.	சொற்களில் எழுத்துகள் அமையும் முறையை அறிந்து கொள்ளுதல்.	சொற்களில் உள்ள இன எழுத்துகளை கண்டு பிடிக்கச் செய்தல்,

ஆகத்து	I	இயல் : 5 5.ஆசாரக் கோவை	3 நல்லொழுக்கப் பண்புகளை அறியச் செய்தல்	ஆசாரக்கோவை கூறும் நல்லொழுக்கப் பண்புகளை நீதிக் கதைகள் மூலம் விளக்கமாகக் கூறுதல் நீதிக் கதை கூறல் கூடா நட்பு கேடாய் முடியும் என்பதை உணர்த்தும் கதைகள் கூறுதல்.	பாடநூல், நீதிநூல்கள் கரும்பலகை	நீர்நிலைகளைப் போற்றுதல் குறித்து கலந்துரையாடல்.	பட்டியலிடுதல் நண்பனிடம் பிடித்த குணங்களைப் பட்டியலிடச் செய்தல்.	ஆசாரக் கோவைக் கூறும் எட்டு வித்துகளை அறிந்து கொள்ளுதல்,	நீதிக் கதைகளைக் கேட்டறிதல், உதவி செய்தல், தீங்கு செய்யாமை. நன்றி மறவாதிருத்தல் போன்ற நற்பண்புகளை மேற்கொள்ளச் செய்தல்..	"மலர்களானது தன்னிடமுள்ள நறுமணத்தை வெளிக் கொணர்வது போல மகிழ்ச்சி என்பது உன்னிடமுள்ள அனைத்து நல்லவற்றையும் வெளிக்கொணரும்," - மகரிஷி மகேஷ்யோகி
		6.கண்மணியே கண்ணுறங்கு	3 தாலாட்டுப் பாடல் குறித்து அறியச் செய்தல்	கண்மணியே கண்ணுறங்கு பாடலில் கூறும் முத்தேன் , முக்கனி , முத்தமிழ் குறித்து விளக்கிக் கூறுதல்	பாடநூல் , கரும்பலகை காணொலிக் காட்சி	5-10-2022 ஆடிப் பெருக்கு	தொகுப்பேடு தயாரித்தல் இயற்கைப் பொருள்கள் குறித்த படத் தொகுப்பேடு தயாரிக்கச் செய்தல்.	நாட்டுப்புறப் பாடல் குறித்து அறிந்து கொள்ளுதல்.	சேர, சோழர். பாண்டியர் குறித்துக் கேட்டறிதல்.	
	II	.தமிழர் பெருவிழா	4 தமிழர் திரு நாளின் சிறப்பை அறியச் செய்தல்	பொங்கல் திருநாள் பிற மாநிலங்களில் கொண்டாடும் விதம் குறித்து விளக்கிக் கூறுதல்	கரும்பலகை பாடநூல் , படவிளக்கக் காட்சி		பட்டியலிடுதல் தமிழகத்தில் ஏறு தழுவுதல் நடைபெறும் இடங்களைப் பட்டியலிடச் செய்தல்.	பொங்கல் திருநாளின் சிறப்பு குறித்து அறிந்து கொள்ளுதல்	ஊரில் கொண்டாடப்படும் பிற விழாக்கள் குறித்துக் கேட்டறிதல்.	
	III	8.மனம் கவரும் மாமல்லபுரம்	4 தமிழர்களின் சிறப்புகளைச் சிறப்பையும் பிற கலைகளையும் அறியச் செய்தல்.	மாமல்லபுரத்தின் சிறப்புகளையும், மாமல்லபுரம் உருவான விதம் குறித்தும் விளக்கிக் கூறுதல்.	கரும்பலகை பாடநூல் ,	நம் முன்னோர் இயற்கையைப் போற்றிய விதம் குறித்து கூறுதல்	தமிழ்நாட்டில் உள்ள சுற்றுலா தலங்கள் நான்கினை படத்துடன் எழுதி வரச் செய்தல்	மாமல்லபுரச் சிறப்புகள் பாரையில் செதுக்கப்பட்டவை என்பதை அறிந்து கொள்ளுதல்.	சென்று வந்த சுற்றுலா குறித்தத் தகவல் களைக் கேட்டறிதல்.	

ஆகத்து	IV	9. மயங்கொலிகள்	2	மயங்கொலிச் சொற்களை அறியச் செய்தல்	மயங்கொலிச் சொற்களை உச்சரிக்கும் விதம் குறித்து சான்றுகளுடன் விளக்குதல்	கரும்பலகை பாடநூல் , படவிளக்கக் காட்சி		கண்டறிதல் மயங்கொலிச் எழுத்துகளை எழுதி அதற்கேற்ற சொற்களை கண்டுபிடிக்கச் செய்தல்	சொற்களை உச்சரிக்கும் விதம் குறித்து அறிந்து கொள்ளுதல்	ல,ள,ழ ஆகிய எழுத்துகள் அமைந்த சொற்களைப் பொருளுடன் தொகுத்து எழுதச் செய்தல்	
		10. திருக்குறள்	4	நற்பண்புகளை அறியச் செய்தல்	விருந்தோம்பல், கள்ளாமை, ஊக்கமுடைமை, பயனில சொல்லாமை ஆகிய அதிகாரங்களின் குறட்பாக்களை விளக்கிக் கூறுதல். தொடர்பானக் கதைகளைக்கூறி விளக்குதல்	பாடநூல் கரும்பலகை திருக்குறள் நூல்.		ஒருங்கிணைந்த கலை வடிவ செயல் திட்டம். விருந்தோம்பலைக் குறிக்கும் ஓவியக் காட்சி ஒன்று வரைந்து வரச் செய்தல்.	குறள் கூறும் மனித மேம்பாட்டுச் செய்திகளைப் புரிந்து கொள்ளுதல்.	சீர் பிரித்து எழுதச் செய்தல்	
செப்டம்பர்		அரையாண்டுத் தேர்வு									
அக்டோபர்	I	இயல் : 6 நானிலம் படைத்தவன்	3	காடுகளில் வாழ்ந்த மனிதனின் நாகரிக வளர்ச்சியினை அறியச் செய்தல்	நால்வகை நிலங்கள் குறித்தும் அவற்றை மனிதன் மேம்படுத்திய விதம் குறித்தும் விளக்கமாகக் கூறுதல்.	பாடநூல் கரும்பலகை நால்வகை நிலத்திற்குரிய படங்கள்	இறை நம்பிக்கையின் அவசியம் குறித்துக் கூறுதல்	படத்தொகுப்பேடு தயாரித்தல் நால்வகை நிலங்கள் குறித்த படத்தொகுப்பேடு தயாரிக்கச் செய்தல்.	தமிழன் தான் வாழ்ந்த நாட்டினை உருவாக்கிய விதம் குறித்து அறிந்து கொள்ளுதல்	குறிஞ்சி, முல்லை மருதம் நெய்தலுக் குரிய நிலங்களைக் கேட்டறிதல்.	

அக்டோபர்		2. கடலோடு விளையாடு	3 நாட்டுப்புறப் பாடல் குறித்து அறியச் செய்தல்	களைப்பைப் போக்கி மகிழ்வூட்டும் நாட்டுப்புறப் பாடல்கள் குறித்து விளக்குதல். நீதிக் கதை கூறல். உழைப்பின் அவசியம் குறித்த கதைகளைக் கூறுதல்,	பாடநூல் கரும்பலகை சுண்ணக்கட்டி காணொலிக் காட்சி	5.10.2022 ஆயுத பூஜை	கண்காட்சி கொலு பொம்மைகள் செய்து வந்து அதனைக் காட்சிப்படுத்துதல்.	மீனவர்களின் வாழ்க்கையில் ஏற்படும் இன்ப துன்பம் குறித்து அறிந்து கொள்ளுதல்	நாட்டுப்புறப் பாடல் களைக் கேட்டறிதல்.
	II	3.வளரும் வணிகம்	3 தமிழர்களின் பண்டைய வணிகம் குறித்து அறியச் செய்தல்	வணிகத்தின் வகைகள் மற்றும் வளர்ச்சி நிலைகள் குறித்து விளக்கிக் கூறுதல்	பாடநூல் கரும்பலகை வரைபடத் தாள்.	வெவ்வேறு பகுதியில் நவராத்திரி கொண்டாடப்படும் முறைகள் குறித்துப் பேசுதல்.	பட்டியலிடுதல் ஊரில் கிடைக்கும் சிறப்புடைப் பொருட்களை பட்டியலிடச் செய்தல்.	வணிகத்தின் வளர்ச்சி நிலைகள் குறித்து அறிந்து கொள்ளுதல்	சிறுவணிகப் பொருள்களைக் கேட்டறிதல்
		4.உழைப்பே மூலதனம்	2 தொழிலால் அடையும் முன்னேற்றம் பற்றி அறியச் செய்தல்.	காலத்தின் பயனையும், நேரத்தையும் வீணடிப்பதால் ஏற்படும் பிரச்சனைகள் குறித்து விளக்கிக் கூறுதல்.	பாடநூல் கரும்பலகை காணொலிக் காட்சி		நாடகக் காட்சியமைத்தல் உழைப்பே மூலதனம் கதையை வகுப்பில் நாடகமாக நடித்துக் காட்டச் செய்தல்	காலத்தின் பயன்கள் குறித்து அறிந்து கொள்ளுதல்	உழைப்பின் பயனை உணர்த்தும் பிற கதைகளைக் கேட்டறிதல்.
III	5. சுட்டெழுத்துகள் வினா எழுத்துகள்	2 இலக்கணத்தின் இன்றியமையாமை குறித்து அறியச் செய்தல்	சுட்டெழுத்துகள், வினாஎழுத்துகள் குறித்து விளக்கமாகக் கூறுதல்	பாடநூல் இலக்கண நூல் காணொலிக் காட்சி		அன்றாடம் பயன்படுத்தும் சுட்டுச் சொற்களை எழுதி வரச் செய்தல்.	சுட்டெழுத்து கள் வினா எழுத்துகள் குறித்து அறிந்து கொள்ளுதல்.	சுட்டு எழுத்து களைக் கேட்டறிதல்.	

அக்டோபர்	இயல் :7 6.பாரதம் அன்றைய நாற்றங்கால்	3 இந்திய நாட்டின் சிறப்புகளை அறியச் செய்தல்..	செய்யுளை ஓசையுடன் பாடி பாடலின் கருத்துகளை விளக்கிக் கூறுதல்	கரும்பலகை பாடநூல் காணொலிக் காட்சி	பெண் தெய்வமும் நவராத்திரியு ம் என்ற தலைப்பில் பேசுதல்	உரை வீச்சு வேற்றுமையில் ஒற்றுமை என்ற தலைப்பில் பேசச் செய்தல்.	நமது நாடு இயற்கை வளம் மட்டுமின்றி இலக்கிய வளமும் கொண்டது. வேற்றுமையில் ஒற்றுமை கொண்டது என்பதை அறிந்து கொள்ளுதல்.	நாட்டு முன்னேற் றத்தில் நம் பங்கு குறித்துக் கேட்டறிதல். .மாணவர்கள் எடுத்துக் கொண்ட செயலில் முன்னேற் றம் அடைய தியானம் மிக அவசியம் என்பதை வலியுறுத்துத ல்.	"முன்னேற்றத்தின் படிக்கட்டுகள் ஓய்விலும் செயலிலும் உள்ளது." -மகரிஷி மகேஷ் யோகி.
	7.பொதுக் கடிதம்	1 நன்கு பேச ,எழுத செயல்படத் திறன்களை வளர்த்தல்.	கோவையாக எழுதும் திறனை வலியுறுத்தி கடிதமொன்று எழுதக் கற்பித்தல்.	கரும்பலகை சுண்ணக் கட்டி		தபால் விளையாட்டு வகுப்பிலுள்ள மாணவர்களின் பெயர்களைத் தனித்தனியாக அட்டைகளில் எழுதித் தயாரித்து அவற்றை உரியவரிடம் கொடுக்கச் செய்தல்.	மடல் , கட்டுரை போன்றவற்றை எழுதும்போது அதற்குரிய வடிவத்தைச் சரியாகக் கடைபிடிக்க வேண்டும் என்பதை உணர்த்துதல்.	மாதிரிக் கடிதங்களை எழுத வைத்தல்.	

	IV	8.பொதுக் கட்டுரை	1 கட்டுரை எழுதுவதில் படிப்படியாக வளர்ச்சி பெறும் நிலை உருவாக்குதல்.	கட்டுரையில் சொல்லப்படும் கருத்து எவ்வளவு உயர்ந்ததாக இருப்பினும் எழுதுவோரின் கையெழுத்து நன்றாக அமையவில்லை எனில் அது பயனற்றதாகி விடும் என்பதை எடுத்துக்கூறி விளக்குதல்	கரும்பலகை கட்டுரைப் புத்தகம்		மொழித்திறன் வளர்ச்சியில் பின்பற்றலுக் கேற்ற நல்ல முன் மாதிரிகளை எளிதில் புரியுமாறு ஒவ்வொரு மாணவருக்கும் அறிமுகப்படுத்துதல்.	மாணவர்கள் பல நூல்களில் அழகாகக் கூறப்பட்ட கருத்துகளை மேற்கோளாகக் காட்ட வாய்ப்பளித்தல்.	பத்திப் பிரிப்பு, சொற்றொடர் அமைப்பு குறித்து கேட்டறிதல்	
அக்டோபர்	IV	9.மூன்றில் ஒரு பங்காகச் சுருக்குதல்	1 மொழித் திறன்களை வளர்த்தல்	வாக்கியங்களை உருவாக்கும் பொழுது பத்தியின் கருத்து குன்றாமல் உருவாக்க வேண்டும் என்பதை அறிவுறுத்துதல்			உரையாடலைச் செய்தியாக மாற்றுதல், உவமைத்தொடர், வேற்றுமை உருபு, தொகைச் சொற்கள் எழுதுதல் என்பதை உணரச் செய்தல்	பத்தியின் கருத்து மாறாமல் சுருக்க வேண்டும் என்பதை உணரச் செய்தல்	பத்தி ஒன்று வழங்கி மூன்றில் ஒரு பங்காகச் சுருக்கி எழுதச் செய்தல்	
	I	1.தமிழ்நாட்டில் காந்தி	3 காந்தி அடிகளின் எளிமையின் சிறப்பினை அறியச் செய்தல்	காந்தியின் வாழ்க்கை வரலாறு, நாட்டுக்காக செய்த போராட்டங்கள் பற்றியும் விளக்கமாகக் கூறுதல்	பாடநூல் கரும்பலகை காந்தியடிகளின் படம் .	தமிழ் நாட்டின் பாரம்பரியரீய உணவு குறித்துப் பேசுதல்.	காந்தியடிகளின் பொன் மொழிகளை எழுதி வரச் செய்தல்.	காந்தியடிகளின் மகத்துவத் தொண்டு குறித்து அறிந்து கொள்ளுதல்.	காந்தியடிகளின் அறவழிப் போரட்டங்கள் குறித்துக் கேட்டறிதல்.	

நவம்பர்		2.வேலு நாச்சியார்	4 பெண்ணின் பெருமைகளை அறியச் செய்தல்.	வேலு நாச்சியாரின் வீர தீர செயல்கள் பற்றியும், குயிலியின் தியாகம் குறித்தும் விளக்கிக் கூறுதல். கதை கூறல் வரலாற்று கதைகள் கூறல்.	பாடநூல் கரும்பலகை வேலு நாச்சியார் படம்		பட்டியலிடுதல் நாட்டு விடுதலைக்காக பாடுபட்ட பெண்களின் பெயர்களைப் பட்டியலிடச் செய்தல்.	வேலு நாச்சியார் சிவகங்கையை மீட்ட விதம் குறித்து அறிந்து கொள்ளுதல்.	வேலு நாச்சியார் கதையைக் கேட்டறிதல். மாணவர் களிடம் கொடுக்கப் பட்ட கடமையை சிறப்பாக செய்து முடிக்க ஊக்குவித் தல்..	"பொறுப்புகள் என்பது கொடுக்கப்படுவது அல்ல தானே எடுத்துக் கொள்வது மகரிஷி மகேஷ் யோகி."
	II	3.நால்வகைச் சொற்கள்	2 சொற்களின் வகைகளை அறியச் செய்தல்	நால்வகைச் சொற்கள் குறித்து விளக்கமாக எடுத்துக் கூறுதல்	பாடநூல் கரும்பலகை வரைபடத் தாள் காணொலிக் காட்சி		ஒருங்கிணைந்த கலை வடிவ செயல் திட்டம் ஒரெழுத்து ஒருமொழிச் சொற்களுக்கேற்ற படம் வரையச் செய்தல்.	சொல் குறித்தும் நால்வகைச் சொற்கள் குறித்தும் நன்கு அறிந்து கொள்ளுதல்.	செய்திதாளினைப் படித்து நால்வகைச் சொற்களைக் கண்டு பிடிக்கச் செய்தல்	
நவம்பர்		இயல் : 8 4. பராபரக் கண்ணி	2 அறச்சிந்தனைகளை அறியச் செய்தல்	தாயுமானவரின் குறிப்புகளையும், பராபரக் கண்ணியில் உள்ள அறக் கருத்துகளையும் பாடல் வழி நின்று விளக்குதல்	பாடநூல் கரும்பலகை காணொலிக் காட்சி	வெவ்வேறு மாநிலத் தின் பாரம்பரிய உணவு, உடை, கலாச்சா ரம் குறித்த பட விளக்கக் காட்சி	ஆசிரியர் குறிப்புகளை படத்துடன் எழுதி வரச் செய்தல்,	தாயுமானவர் குறித்து அறிந்தும் கண்ணி என்னும் செய்யுள் வடிவத்தையும் அறிந்து கொள்ளுதல்	வீட்டில் வளர்க்கும் உயிரினங்கள் குறித்து கேட்டறிதல்	

	III.	5.நீங்கள் நல்லவர்	2	மனிதன் வாழும் முறைகளை அறியச் செய்தல்	வாழ்வின் பொருளை உணர்த்தும் உயர்ந்த சிந்தனைகளைக் மேலை நாட்டுக் கவிஞர் பாடல் வழி விளக்கிக் கூறுதல்.	பாடநூல் கரும்பலகை காணொலிக் காட்சி	உலக பாரம்பரிய வாரம் 14-20	தொகுப்பேடு தயாரித்தல் பாரம்பரிய உணவு குறித்த தொகுப்பேடு உருவாக்கச் செய்தல்	உயர்ந்த சிந்தனை மிக்க கருத்துகளை பாடல் மூலம் உணர்ந்து கொள்ளுதல்..	மனம் சோர்ந்துள்ள நண்பனைத் தேற்றும் வழிகள் குறித்துக் கேட்டறிதல்	
		6.பசிப்பிணி போக்கிய பாவை	2	பிறர் பசியைப் போக்கும் சிந்தனையை அறியச் செய்தல்	இரட்டைக் காப்பியங்கள் குறித்தும், அவற்றிற்கு இடையே உள்ள தொடர்பு குறித்தும் விளக்கிக் கூறுதல்	பாடநூல் கரும்பலகை காணொலிக் காட்சி		பிறருக்கு செய்த உதவிகள் குறித்து எழுதி வரச் செய்தல்.	மணிமேகலை கதையைப் பாடத்தின் வாயிலாக அறிந்து கொள்ளுதல்..	ஐம்பெருங் காப்பியங்கள் குறித்துக் கேட்டறிதல்.	
நவம்பர்	III	7.பாதம்	2	நற்பண்புகளை வளர்க்கும் திறனை அறியச் செய்தல்	கதைகள் மூலம் மாணவர்களின் கற்பனையாற்றல் வெளிப்படுவதை விளக்கிக் கூறுதல்	பாடநூல் கரும்பலகை கதை நூல்.	பாரம்பரிய உணவு களைத் தவிர்ப்ப தால் ஏற்படும் தீங்கு குறித்து கலந்துரையாடல்	கதை உருவாக்கம் கதையின் தொடக்கம் கொடுத்து முடிக்கச் செய்தல்	நேர்மையே வாழ்வின் செம்மை என்பதை அறிந்து கொள்ளுதல்..	அன்பு. உதவி செய்தல் கருணை, போன்ற நற்பண்புகளை பாடத்தின் வாயிலாக உணர்த்துதல்.	"நாம் ஆசிரவதிக்கப் பிறந்தோம் தண்டிப்பதற்கு அல்ல" மகரிஷி மகேஷ் யோகி.
	IV	8.பெயர்ச் சொல்	3	இலக்கணத்தைப் படிப்பதால் பிழைகளைத் தவிர்க்கலாம் என்பதை அறியச் செய்தல்	அறுவகைப் பெயர்ச் சொற்களையும், இடுகுறிப்பெயர், காரணப் பெயர்களையும் சான்றுகளுடன் விளக்குதல்	பாடநூல் கரும்பலகை வரைபடத் தாள்		இடுகுறி, காரணப் பெயர்களுக்குச் சான்றுகள் இடச் செய்தல்.	பெயர்ச்சொற்களின் வகைகள் பற்றி அறிந்து கொள்ளுதல்..	காரணப் பெயர் குறித்துக் கேட்டறிதல்.	

நவம்பர்	9.திருக்குறள்	4 திருக்குறளின் பெருமையை அறியச் செய்தல்.	அறிவின் பயன், ஈகை, பற்றிய வள்ளுவரின் கருத்துகளை விளக்குதல்.	பாடநூல், கரும்பலகை திருக்குறள் நூல்		குறட்பாக்களை எழுதி வரச் செய்தல்.	குறட்பாக்களை சீர் பிரித்து, படித்து அதன் பொருளை அறிந்து கொள்ளுதல்.	ஈகைப் பற்றி வள்ளுவரின் கருத்துகளைக் கேட்டறிதல்		
திசம்பர்			மதிப்பீட்டுத் தேர்வு							
சனவரி	I	இயல் : 9 1.ஆசிய ஜோதி	5 பிற உயிரையும் தம் உயிரைப் போல் நேசிக்கும் பண்பை அறியச் செய்தல்	மனிதன் அனைத்து உயிர்களிடத்தும் இரக்கம் கொள்ள வேண்டும் என்பதை விளக்கிக் கூறுதல் நீதிக் கதை கூறல் புத்தபிரானின் கதைகளைக் கூறுதல்.	பாடநூல் கரும்பலகை புத்தர் படம்	தை மகளின் சிறப்புக் குறித்துப் பேசுதல்	பட்டியலிடுதல் தாவரங்கள், விலங்குகள், பறவைகள் குறித்து பட்டியலிடச் செய்தல்.	மனித குலத்தை வாழ வைக்கும் இரக்க குணம் பற்றி புத்த பிரானின் அறவுரையின் மூலம் அறிந்து கொள்ளுதல்.	பறவை களும் விலங்குகளும் சுதந்திரமாக வாழ, செய்ய வேண்டுவன குறித்துக் கேட்டறிதல்.	"முந்தைய தலைமுறையின் முக்கியப் பொறுப்பு என்னவென்றால் இளைய தலைமுறைக்கு எது சரி, எது தவறு என சுட்டிக் காண்பிப்பது. அவர்கள் கேட்க விரும்ப வில்லை என்றாலும் அவர்களை சரியான பாதையில் வழி நடத்துவது முந்தைய தலைமுறையின் முக்கியப் பொறுப்பாகும்." - மகரிஷி மகேஷ்யோகி.
	II	2.மனித நேயம்	6 உதவி செய்யும் பண்பினை அறியச் செய்தல்	மனித நேயம் என்பது குறித்தும் அவற்றின் முக்கியத்துவம் குறித்தும் விளக்கிக் கூறுதல்	பாடநூல் கரும்பலகை காணொலிக் காட்சி	இயற்கையும் பொங்கலும் என்ற தலைப்பில் கலந்துரையாடல்.	திரட்டச் செய்தல் நாளிதழ்களில் வந்துள்ள மனிதநேயம் குறித்த செய்திகளைத் திரட்டச் செய்தல்	மனித நேயம் குறித்த தகவல்களையும் அவற்றின் பயன் குறித்தும் நன்கு அறிந்து கொள்ளச் செய்தல்	அன்னை தெரசாவின் மனித நேயம் பற்றிய வேறு நிகழ்வுகளைக் கேட்டறிதல்.	

	III	3.முடிவில் ஒரு தொடக்கம்	5 உறுப்பு தானத்தின் உயர்வைப் போற்றுதல் குறித்து அறியச் செய்தல்.	உறுப்பு தானம் செய்வதால் மற்றவரை வாழ வைக்க இயலும் என்பது குறித்து விளக்கமாகக் கூறுதல்.	பாடநூல் கரும்பலகை காணொலிக் காட்சி	14.01.2023 பொங்கல் திருநாள்	உரைவீச்சு உழவுக்கு உறுதுணையாகும் விலங்குகள், பறவைகள் குறித்துப் பேசச் செய்தல்.	உறுப்பு தானம் , முதல்தவி குறித்து அறிந்து கொள்ளுதல்.	கதை கூறும் தாக்கம் குறித்து கேட்டறிதல் மனிதநேயம், தானம் ஆசையை அடக்குதல் ஆகியவற்றை பெறச் செய்தல்	
	IV.	4.அணி இலக்கணம்	5 இலக்கண அறிவை மேம்படுத்துதல்	அணி என்பது குறித்தும் இயல்பு , உயர்வு நவீற்சி அணி குறித்தும் விளக்கிக் கூறுதல்	பாடநூல் கரும்பலகை இலக்கண நூல்	பிற மாநிலத்தில் கொண்டாடும் விழாக்கள் குறித்து கலந்துரையாடல்.	மனவரைபடம் இலக்கண வகைகள் குறித்து மனவரைபடம் தயாரிக்கச் செய்தல்.	அணிகள் குறித்த செய்திகளை நன்கு அறிந்து கொள்ளுதல்.	இயல்பு - உயர்வு நவீற்சி அணிகளை சான்றுகளுடன் கேட்டறிதல்.	
பிப்ரவரி				ஆயத்த தேர்வு						
மார்ச்சு				ஆண்டு இறுதித் தேர்வு						


HEAD MISTRESS


Sr. HEAD MASTER /
CHIEF ACADEMIC ADVISOR


Sr. PRINCIPAL /
CHIEF EDUCATION OFFICER

JAI GURU DEV
MAHARISHI VIDYA MANDIR SENIOR SECONDARY SCHOOL, CHETPET, CHENNAI – 31
MIDDLE SCHOOL
SYLLABUS FOR THE ACADEMIC YEAR 2022 – 2023

CLASS : VI

परिचयः

SUBJECT : SANSKRIT

MONTH	WEEK	TOPIC	NO. OF PERIODS	AIM / LEARNING OBJECTIVE	METHODOLOGY / PRESENTATION	TEACHING AIDS / RESOURCES / REFERENCE	DAYS OF IMPORTANCE/ ACTIVITIES INVOLVED IN TEACHERS	ACTIVITIES INVOLVED IN BRINGING OUT THE SIGNIFICANCE OF LEARNING	LEARNING OUTCOMES	EVALUATION BASED ON PROJECT / ASSIGNMENT / ACTIVITIES	CORRELATING WITH CBE
APRIL		पूर्व वर्षम् पाठितम् पुनरावृत्तिः		पञ्च लकाराः परस्मैपदी आत्मनेपदी च,	पुस्तकद्वारा पुनरावृत्तिः	पाठपुस्तकम्, कृष्णफलकम्, स्फोरक पत्राणि च	श्रीराम नवमी / सहोदर दिवसः > सहोदर प्राधान्य कथा कथनम् । > लोकेविद्यमान प्रशंसनीय सहोदर विशये ज्ञानम् करणीयम् । > पी.पी.टि द्वारा लोके विद्यमान सहोदर चित्राणाम् प्रदर्शनीयम् । > सहोदर मुख्यत्व विशये संवादः ।	स्व सहोदर सहोदर्याः ज्ञानम्, सहोदर द्वारा पत्र लेखनम् ।	गत वर्षम् पठितस्य पुनस्मारम् करणीयम् पञ्च लकाराणाम् ज्ञानम्, सप्त विभक्ति ज्ञानम् ।	पठनद्वारा, लेखद्वारा, परस्मैपदी, आत्मनेपदीभेद ज्ञानम् । धातूणाम् पञ्च लकाराणाम् रूप ज्ञानम्, शब्द रूपाणाम् ज्ञानम् च ।	सहोदर बन्धस्य प्रामुख्यम् अवगच्छन्ति ।
JUNE	I	प्रथमः पाठः- लकाराः, विभक्तयः		पञ्च लकाराः, विभक्ति ज्ञानम्	सरणिद्वारा प्रदर्शनम्	पाठपुस्तकम्, कृष्णफलकम्, स्फोरक पत्राणि च	26 - WORLD ANTI-DRUG DAY अन्तराष्ट्रीय प्रति मादकद्रव्य दिवसः । > प्रति मादकस्य प्राधान्य कथा कथनम् । > प्रति मादकस्य विशये ज्ञानम् करणीयम् ।	प्रति मादकद्रव्यस्य बाधकानाम् विशये मानमध्ये विचारणम् ।	पञ्च लकाराणाम् ज्ञानम्, सप्त विभक्ति ज्ञानम् ।	धातूणाम् पञ्च लकाराणाम् रूप ज्ञानम्, शब्द रूपाणाम् ज्ञानम् च ।	प्रति मादकद्रव्यस्य बाधकानाम् विशये प्रामुख्यम् अवगच्छन्ति ।
	II	सुभाषितम् , काव्य कथा		पुराण कथा, सुभाषितस्य ज्ञानम् च	पुस्तकद्वारा प्रदर्शनम्	पाठपुस्तकम्, कृष्णफलकम्, स्फोरक पत्राणि च			सुभाषित श्लोकस्य ज्ञानम् करणीयम्, पुराणस्य ज्ञानम् करणीयम्, कथा पात्राणाम् ज्ञानम् च करणीयम् ।	श्लोकानाम् मौककम् करणीयम्, तस्य शोदनम् कथा पठनद्वारा पठनस्य वर्धनम् करणीयम् ।	

	III	द्वितीयः पाठः - विशेषण विशेष्यम्, संख्या	विशेषण विशेष्यस्य ज्ञानम्, संख्याः ज्ञानम्	पुस्तकद्वारा प्रदर्शनम्	पाठपुस्तकम्, कृष्णफलकम्, स्फोरक पत्राणि च	<ul style="list-style-type: none"> ➤ पी.पी.टि द्वारा मादकद्रव्यानाम् बाधकस्य चित्राणाम् प्रदर्शनीयम् । ➤ प्रति मादकस्य मुख्यत्व विशये संवादः । 		पाठे विद्यमान विशेष्य विशेषणस्य ज्ञानम् संख्या विषय ज्ञानम् च करणीयम् ।	विशेषण विशेष्यस्य विषये अभ्यास पत्र द्वारा शोदनम् करणीयम्			
	IV	सन्धि, काव्य कथा, सुभाषितम्	दीर्घसन्धिः पाठनीयम्, पुराण कथा, सुभाषितस्य ज्ञानम् च	पुस्तकद्वारा प्रदर्शनम्	पाठपुस्तकम्, कृष्णफलकम्, स्फोरक पत्राणि च			पाठे विद्यमान दीर्घसन्धि विशये ज्ञानम् पाठे विद्यमान सुभाषितस्य श्लोक ज्ञानम् च ।	श्लोकानाम् मौककम् करणीयम्, तस्य शोदनम् करणीयम् ।			
JULY	I	तृतीयः पाठः - संख्या, सन्धिः	संख्यायाः ज्ञानम्, गुण सन्धिः ज्ञानम् ।	पुस्तकद्वारा प्रदर्शनम्	पाठपुस्तकम्, कृष्णफलकम्, स्फोरक पत्राणि च	<p>13 - GURU PURNIMA गुरु पर्वः</p> <ul style="list-style-type: none"> ➤ गुरोः प्राधान्य कथा कथनम् । ➤ लोकेविद्यमान प्रशंसनीय गुरोः विशये ज्ञानम् करणीयम् । ➤ पी.पी.टि द्वारा भारतस्य मुख्य गुरुणाम् चित्राणाम् प्रदर्शनीयम् । ➤ गुरोः मुख्यत्व विशये संवादः । 	भारतस्य मुख्य गुरुणाम् ज्ञानम्, तेषाम् चित्रम् पेषणम् कृत्वा नाम लेखनम् ।	पाठे विद्यमान गुण सन्धि ज्ञानम् संख्या विषय ज्ञानम् च करणीयम् ।	सन्धि, संख्या विषये च अभ्यास पत्र द्वारा शोदनम् करणीयम्	गुरोः प्रामुख्यम् अवगच्छन्ति ।		
	II	काव्य कथा, सुभाषितम्	पुराण कथा पाठनीयम्, सुभाषितश्लोकाः च ।	पुस्तकद्वारा प्रदर्शनम्	पाठपुस्तकम्, कृष्णफलकम्, स्फोरक पत्राणि च				पाठे विद्यमान कथा विषये ज्ञानम् पाठे विद्यमान सुभाषितस्य श्लोक ज्ञानम् च ।	कथा पठनद्वारा पठनस्य वर्धनम् करणीयम् ।		
	III	चतुर्थः पाठः - विधिलिङ् लकारः, काव्यकथा	विधिलिङ् लकारः पाठनीयम्, रघुवंश चरितम् पुराण कथा च पाठनीयम्,	पुस्तकद्वारा प्रदर्शनम्	पाठपुस्तकम्, कृष्णफलकम्, स्फोरक पत्राणि च					पाठे विद्यमान विधिलिङ् लकारस्य विषये ज्ञानम् पाठे विद्यमान कथा विषये ज्ञानम् च ।	कथा पठनद्वारा पठनस्य वर्धनम् करणीयम् ।	
	IV	सन्धिः, सुभाषितम्	वृद्धि सन्धिः ज्ञानम्, सुभाषितश्लोकाः च पाठनीयम् ।	पी.पी.टि द्वारा प्रदर्शनम्	पाठपुस्तकम्, कृष्णफलकम्, स्फोरक पत्राणि च					पाठे विद्यमान वृद्धिसन्धि विषये ज्ञानम् पाठे विद्यमान सुभाषितस्य श्लोक ज्ञानम् च ।	सन्धि विषये च अभ्यास पत्र द्वारा शोदनम् करणीयम्	

AUGUST	I	पञ्चमः पाठः - कर्मणि प्रयोगः, काव्यकथा	कर्तरि कर्मण प्रयोगः पाठनीयम्, रघुवंश चरितम् पुराण कथा च पाठनीयम्,	पुस्तकद्वारा प्रदर्शनम्	पाठपुस्तकम्, कृष्णफलकम्, स्फोरक पत्राणि च	11 - RAKSHA BHANDAN / AVANI AVITTAM रक्षा बन्धनम् ➤ सहोदर प्राधान्य कथा कथनम् । ➤ लोकेविद्यमान प्रशंसनीय सहोदर विशये ज्ञानम् करणीयम् । ➤ पी.पी.टि द्वारा लोके विद्यमान सहोदर चित्राणाम् प्रदर्शनीयम् । ➤ सहोदर मुख्यत्व विशये संवादः ।	स्व सहोदर सहोदर्याः ज्ञानम्, सहोदर द्वारा पत्र लेखनम् ।	पाठे विद्यमान कर्तरि कर्मण प्रयोगः विषये ज्ञानम् पाठे विद्यमान कथा विषये ज्ञानम् च ।	कर्तरि कर्मण प्रयोगः विषये अभ्यास पत्र द्वारा शोदनम् करणीयम्	सहोदर बन्धस्य प्रामुख्यम् अवगच्छन्ति ।
	II	सन्धिः, सुभाषितम्	यण् सन्धेः ज्ञानम्, सुभाषितश्लोकाः च पाठनीयम् ।	पी.पी.टि द्वारा प्रदर्शनम्	पाठपुस्तकम्, कृष्णफलकम्, स्फोरक पत्राणि च		पाठे विद्यमान वृद्धिसन्धि विषये ज्ञानम् पाठे विद्यमान सुभाषितस्य श्लोक ज्ञानम् च ।	सन्धि विषये अभ्यास पत्र द्वारा शोदनम् करणीयम्, श्लोकानाम् मौककम् करणीयम्, तस्य शोदनम् च करणीयम् ।		
	III	षष्ठः पाठः- कर्तरि कर्मण प्रयोगः सुभाषितम्	पाठे विद्यमान कर्तरि कर्मणि प्रयोगः सुभाषितश्लोकाः च पाठनीयम् ।	पी.पी.टि द्वारा प्रदर्शनम् पुस्तकद्वारा प्रदर्शनम्	पाठपुस्तकम्, कृष्णफलकम्, स्फोरक पत्राणि च		पाठे विद्यमान कर्तरि कर्मणि प्रयोगस्य ज्ञानम् सुभाषितश्लोकाणाम् बोध ज्ञानम् च करणीयम् ।	अभ्यास पत्र द्वारा शोदनम् श्लोकानाम् अभ्यास द्वारा मौककम् च करणीयम् ।		
	IV	काव्य कथा सन्धिः - पूर्वरूपसन्धिः	पाठे विद्यमान पुराण कथा पूर्वरूप सन्धिः च पाठनीयम् ।	पुस्तकद्वारा पी.पी.टि द्वारा च प्रदर्शनम्	पाठपुस्तकम्, कृष्णफलकम्, स्फोरक पत्राणि च		पाठे विद्यमान पुराण कथा पूर्वरूप सन्धिः ज्ञानम् करणीयम् ।	अभ्यास पत्र द्वारा शोदनम् करणीयम् ।		
SEPTEMBER	अर्ध वार्षिक परीक्षार्थम् पुनरावृत्तिः करणीयम् & अर्ध वार्षिक परीक्षा HALF HEARLY EXAMINATION									

OCTOBER	I	सप्तमः पाठः - कर्मणि प्रयोगः, काव्यकथा		कर्तरि कर्मण प्रयोगः पुरषद्वार पाठनीयम् , रघुवंश चरितम् पुराण कथा च पाठनीयम्,	पुस्तकद्वारा प्रदर्शनम्	पाठपुस्तकम्, कृष्णफलकम्, स्फोरक पत्राणि च	अहिंसायाः बाधकानाम् विशये मानमध्ये विचारणम् । 2 - GANDHI JAYANTHI / LAL BHADUR SHASTRI BIRTHDAY / WORLD NON- VIOLENCE DAY अन्तराष्ट्रीय अहंसा दवसः ➤ अहिंसायाः प्राधान्य विषय कथनम् । ➤ अहिंसायाः विशये ज्ञानम् करणीयम् । ➤ पी.पी.टि द्वारा अहिंसायाः बाधकस्य चित्राणाम् प्रदर्शनीयम् । ➤ अहिंसायाः मुख्यत्व विशये संवादः ।	पाठे विद्यमान कर्तरि कर्मण प्रयोगः विषये ज्ञानम् पाठे विद्यमान कथा विषये ज्ञानम् च ।	कर्तरि कर्मण प्रयोगः विषये अभ्यास पत्र द्वारा शोदनम् करणीयम्	अहिंसायाः बाधकानाम् विशये प्रामुख्यम् अवगच्छन्ति ।
	II	सन्धिः, सुभाषितम्		यान्तावान्तदेश सन्धिः ज्ञानम्, सुभाषितश्लोकाः च पाठनीयम् ।	पी.पी.टि द्वारा प्रदर्शनम्	पाठपुस्तकम्, कृष्णफलकम्, स्फोरक पत्राणि च		पाठे विद्यमान यान्तावान्तदेश सन्धि विषये ज्ञानम् पाठे विद्यमान सुभाषितस्य श्लोक ज्ञानम् च ।	सन्धि विषये अभ्यास पत्र द्वारा शोदनम् करणीयम्, श्लोकानाम् मौककम् करणीयम्, तस्य शोदनम् च करणीयम् ।	
	III	अष्टमः पाठः - कर्मणि प्रयोगः, काव्यकथा		कर्तरि कर्मण प्रयोगः, लोट्लकार पुरषद्वार पाठनीयम्, रघुवंश चरितम् पुराण कथा च पाठनीयम्,	पुस्तकद्वारा प्रदर्शनम्	पाठपुस्तकम्, कृष्णफलकम्, स्फोरक पत्राणि च		पाठे विद्यमान कर्तरि कर्मण प्रयोगः विषये ज्ञानम् पाठे विद्यमान कथा विषये ज्ञानम् च ।	कर्तरि कर्मण प्रयोगः विषये अभ्यास पत्र द्वारा शोदनम् करणीयम्	
	IV	सन्धिः, सुभाषितम्		प्रकृतिभाव सन्धिः ज्ञानम्, सुभाषितश्लोकाः च पाठनीयम् ।	पी.पी.टि द्वारा प्रदर्शनम्	पाठपुस्तकम्, कृष्णफलकम्, स्फोरक पत्राणि च		पाठे विद्यमान प्रकृतिभाव विषये ज्ञानम्पाठे विद्यमान सुभाषितस्य श्लोक ज्ञानम् च ।	सन्धि विषये अभ्यास पत्र द्वारा शोदनम् करणीयम्, श्लोकानाम् मौककम् करणीयम्, तस्य शोदनम् च करणीयम् ।	
NOVEMBER	I	नवमः पाठः - प्रत्ययः, कर्मणि प्रयोगः		पाठे विद्यमान तव्यत्, अनियर् प्रत्ययः पाठनीयम्, तदनन्तरम् कर्मणि प्रयोगः पाठनीयम् ।	पुस्तकद्वारा प्रदर्शनम्	पाठपुस्तकम्, कृष्णफलकम्, स्फोरक पत्राणि च	14 - 20 WORLD HERITAGE WEEK / CHILDREN'S DAY अन्तराष्ट्रीय संस्कृति सप्ताहः । बाल दिवसः	पाठे विद्यमान कर्तरि कर्मणि प्रयोगः विषये ज्ञानम्	कर्तरि कर्मण प्रयोगः विषये अभ्यास पत्र द्वारा शोदनम् करणीयम्	सनातन धर्मस्य विषयस्य प्रामुख्यम् धर्म परिपालनस्य प्रयोजनम् च अवगच्छन्ति ।


	II	काव्य कथा	पस्तके विद्यमान रघुवंशकाव्यकथा कुशः कुमुद्वती च भागः पाठनीयम् ।	पुस्तकद्वारा प्रदर्शनम्	पाठपुस्तकम्, कृष्णफलकम्, स्फोरक पत्राणि च	<ul style="list-style-type: none"> ➤ अस्माकम् संस्कृतेः विवरणम् । ➤ सनातनधर्मस्य मुख्यत्वम् । ➤ संस्कृतेः मुख्यत्वम् । ➤ लोके विद्यमान बाल श्रमिकयोः कष्ट विवरणम् । ➤ बालकाणम् संरक्षणम् विषये संवादः । 	पाठे विद्यमान कथा विषये ज्ञानम् ।	कथायाः प्रश्नोत्तराणि सर्वम् कक्षाकार्य पुस्तके लेखनीयम् ।
	III	सभाषितम्	पाठे विद्यमान सुभाषित श्लोकाः पाठनीयम्	पुस्तकद्वारा प्रदर्शनम्	पाठपुस्तकम्, कृष्णफलकम्, स्फोरक पत्राणि च		पाठे विद्यमान सुभाषितस्य श्लोक ज्ञानम् ।	श्लोकानाम् मौकिकम् करणीयम्, तस्य शोदनम् च करणीयम् ।
	IV	संपूर्ण स्वर सन्धिः	एतत् पर्यन्तम् पाठितम् स्वर सन्धीनाम् पुनरावृत्तिः करणीयम् ।	पी.पी.टि द्वारा प्रदर्शनम्	पाठपुस्तकम्, कृष्णफलकम्, स्फोरक पत्राणि च		पाठे विद्यमान संपूर्ण स्वर सन्धिः विषये ज्ञानम् ।	सन्धि विषये अभ्यास पत्र द्वारा शोदनम् करणीयम्, विषये ज्ञानम् ।

DECEMBER

ASSESSMENT 7 - FLAG DAY

JANUARY	I	दशमः पाठः - भावे प्रयोगः	परिचयः पुस्तके विद्यमान कर्तरि कर्मणि प्रयोगस्य विवरणम् करणीयम् ।	पुस्तकद्वारा प्रदर्शनम्	पाठपुस्तकम्, कृष्णफलकम्, स्फोरक पत्राणि च	12 - MAHARISHI'S MAHES YOGIJI'S BIRTHDAY / VIVEKANANDA BIRTHDAY / YOUTH DAY महर्षि महेश् योगि जन्मदिनम् स्वामी विवेकानन्दस्य जन्मदिनम् / भारतस्य युव दिवसः ➤ महर्षि महेश् योगेः उपदेश विषये संवादः । ➤ तस्य उपदेशस्य मुख्यत्वम् । ➤ स्वामी विवेकानन्दस्य उपदेशस्य ।	महात्मनाम् उपदेश विषये मानमध्ये विचारणम् । मानव मध्ये महात्मयोः कथा कथनम् ।	पाठे विद्यमान कर्तरि कर्मणि प्रयोगः विषये ज्ञानम्	कर्तरि कर्मण प्रयोगः विषये अभ्यास पत्र द्वारा शोदनम् करणीयम्	महात्मनाम् उपदेश विषयस्य प्रामुख्यम् अवगच्छन्ति । तयोः उपदेशानम् पालनस्य प्रयोजनम् च अवगच्छन्ति ।
	II	काव्य कथा	पस्तके विद्यमान रघुवंशकाव्यकथा कुशः कुमुद्वती च भागः पाठनीयम् ।	पुस्तकद्वारा प्रदर्शनम्	पाठपुस्तकम्, कृष्णफलकम्, स्फोरक पत्राणि च			पाठे विद्यमान कथा विषये ज्ञानम् ।	कथायाः प्रश्नोत्तराणि सर्वम् कक्षाकार्य पुस्तके लेखनीयम् ।	
	III	सभाषितम्	पाठे विद्यमान सुभाषित श्लोकाः	पुस्तकद्वारा प्रदर्शनम्	पाठपुस्तकम्, कृष्णफलकम्,			पाठे विद्यमान सुभाषितस्य श्लोक	श्लोकानाम् मौकिकम् करणीयम्, तस्य शोदनम् च	

			पाठनीयम्		स्फोरक पत्राणि च	उभयोः उपदेशे विद्यमान सामान्य विषयः ।		ज्ञानम् ।	करणीयम् ।	
IV	संपूर्ण स्वर सन्धिः		एतत् पर्यन्तम् पाठितम् स्वर सन्धीनाम् पुनरावृत्तिः करणीयम् ।	पी.पी.टि द्वारा प्रदर्शणम्	पाठपुस्तकम्, कृष्णफलकम्, स्फोरक पत्राणि च			पाठे विद्यमान संपूर्ण स्वर सन्धिः विषये ज्ञानम् ।	सन्धि विषये अभ्यास पत्र द्वारा शोदनम् करणीयम्,	
FEBRUARY	21 – MOTHER LANGUAGE DAY PREPARATORY EXAMINATION									
MARCH	YEARLY EXAMINATION 7 – HOLI									



HEAD MISTRESS



Sr. HEAD MASTER /
CHIEF ACADEMIC ADVISOR



Sr. PRINCIPAL /
CHIEF EDUCATION OFFICER

JAI GURU DEV
MAHARISHI VIDYA MANDIR SENIOR SECONDARY SCHOOL, CHETPET, CHENNAI – 31
SYLLABUS FOR THE ACADEMIC YEAR 2022 – 2023

CLASS: VI

SUBJECT: FRENCH

MONTH	WEEK	TOPIC	NO. OF PERIODS	AIM / LEARNING OBJECTIVE	METHODOLOGY / PRESENTATION	TEACHING AIDS / RESOURCES / REFERENCE	DAYS OF IMPORTANCE	ACTIVITIES INVOLVED IN BRINGING OUT THE SIGNIFICANCE OF LEARNING	LEARNING OUTCOMES	EVALUATION BASED ON PROJECT / ASSIGNMENT / ACTIVITIES	CORRELATING WITH CONSCIOUSNESS BASED EDUCATION
APRIL	I	Voilà le frère et la sœur de manuel	4	Les parties du corps	La traduction – voilà un garçon et une fille.	LE LIVRE DE FRANCAIS	7- WORLD HEALTH DAY Donnez des conseils pour être en forme	Les produits de manger – Les crudités	Voilà u garçon et une fille, il s'appelle	Que fait-on pour éviter le doute	LA DOUBTE N'APPORTE PAS L'HEUREUX, SOYEZ CONTENT, EN SANTE, ALLONS L'AMOUR COULE LE CŒUR
	II	L'introduction	4	Décrite son corps L'écriture	Les images- les activités Pendant la rentrée			Le bon pour manger	Présentez-vous en français	Les amis introduits	
	III	La française culture	4	L'explication	La carte			Les activités varient pour rester en santé	S'introduire	La culture de France	
	IV	Les corps avec les images	4	L'introduire	Les membres de la famille			Décrit un bon repas prépare chez soi	Les nombres	Content, explication	

JUNE	I	A LA CAFETERIA	6	L'histoire	La traduction – les vocabulaires	LE LIVRE DE FRANCAIS	8- WORLD OCEAN DAY Nommez toutes les océanes dans notre terre	Nommez de TOUTES de océans	Les bienfaits d'océane	Explique les bons	La vie n'est pas l'offense pas de stress, c'est une bénédiction
	II	A LA CAFETERIA	6	Les images	Le web page – montre Des images de jeanne			Les produits De l'océane	On améliore son repas	Le stress, quels sont les causes	
	III	MON PAYS : LA France	6	Les vocabulaires de France	Les Learning apps – Le questionnaire de vocabulaire	LE CAHIER DE FRANCAIS		Quelles choses on évite de jeter	L'avertissement Parmi les jeunes	A la cafeteria, que fait-on pour évite le stress	
	IV	LA VIE DE MANNEQUIN EST-ELLE FAC	6	Décris son pays L'écriture	Les images- les projets Pendant l'anniversaire			Les fruits de mer dans Votre région - L'image	On peut décider le bon pour la santé	Les exercices de grammaire Les adverbes	
JULY	I	LES PARENTS DE MANUEL	6	Les professions varient	La traduction	LE LIVRE DE FRANCAIS	28- WORLD NATURE CONSERVATION DAY L'avertissement de conservation d'eau	Les vocabulaires De Nature	Les mots varient	La pensée de l'avenir	Pensée la négativité dans la vie comme la petite goutte tombe dans l'océane
	II	LES PARENTS DE MANUEL	6	Les professions de vos parents	Le web page – montre Des endroits variés			Les vacances En nature	Une rédaction	Les petites idées de futur	
	III	C'EST NOEL	6	Les vocabulaires de fêtes	Kahoot – Le questionnaire de vocabulaire	LE CAHIER DE FRANCAIS		Un débat – De protéger	Un dialogue entre amis	La négativité	
	IV	C'EST NOEL	6	Décris sa fête L'écriture	Les images- les projets Pendant une vacance			En future Ou allez-vous ?	Les verbes futurs	Les exercices de La positivité	

AUGUST	I	ALLONS AL'ECOLE	5	Votre école	La traduction – les vocabulaires	LE LIVRE DE FRANCAIS	7- FRIENDSHIP DAY Comment d'amis avez-vous, qui est le/la meilleur	Les bienfaits de santé	Les activités d'école	COMMENT ON AMELIORE LA DISCIPLNE AVEC DES PARENTS	La connaissance donne la discipline, tous les gens s'amusent avec le fruit de joie
	II	ALLONS AL'ECOLE	5	Les sales varient de votre école	Le web page – montre Des images			On améliore son Vocabulaire	Les salles varient dans l'école	On s'amuse avec quoi	
	III	DANS UN GRANS MAGASIN	5	Les vocabulaires de magasin	Les Learning apps – Le questionnaire de vocabulaire	LE CAHIER DE FRANCAIS		L'oral peut faire	Quand on va au grand magasin avec qui	L'amusant extrême au grand magasin	
	IV	DANS UN GRANS MAGASIN	5	Quand allez-vous au grand magasin et pourquoi	Les images- en France			On peut faire L'amitié	On peut voir et visite et les jeux	Les exercices de	
SEPTEMBER		REVISION				TEACHER'S DAY Les objective de ce jour	THANKING THE TEACHERS On vient ensemble pour e rappeler ses expériences				
OCTOBER	I	LE REPAS	5	L'histoire	La traduction – les vocabulaires	LE LIVRE DE FRANCAIS	7 – WORLD SMILE DAY	L'explication de sourire, rire Heureux	Les bienfaits de sourire	La connaissance de plat	Le mouvement se commence seulement soi-même
	II	LE REPAS	5	Les images	Le web page – montre Des images de VOTRE PLAT		Où est le vrai sourire Chez vous ou chez dans l'école	Les blagues qui faits rire	Plusieurs fois. Quel film on voit pour la comédie	L'intérieur d'amé	

OCTOBER	III	LE REPAS	5	Les repas régional	Les Learning apps – Le questionnaire de vocabulaire	LE CAHIER DE FRANCAIS	7 – WORLD SMILE DAY	Les sensibilisations De stress Il faut éviter Forme un groupe Et nommez	Parmi les jeunes	Le repas bon pour l'âme	
	IV	LE REPAS	4	Décrie et L'écriture	Les images- les projets Pendant les fêtes			Les comédies dans le film fanoirs - L'image	On peut décider le bon pour la santé	Les exercices du bien fait	
NOVEMBER	I	MA MAISON	5	LES vocabulaires	La traduction – les vocabulaires	LE LIVRE DE FRANCAIS	14- WORLD HERITAGE WEEK Les endroits héritages que vous connaissez	L'explication de PLUPART de lieux héritage	Les bienfaits d'héritage	L'oral des mots De paradis	Le royaume de paradis s'est comme L'électricité, on ne peut pas voir mais c'est avec soi-même
	II	MA MAISON	5	Les images de votre maison	Le web page – montre Des images de ma maison			L'héritage de France	On améliore ses vocabulaires	Les amusants	
	III	MA MAISON	5	Les vocabulaires inférieur	Les Learning apps – Le questionnaire de vocabulaire	LE CAHIER DE FRANCAIS	Les sensibilisations Il faut Forme un groupe Et nommez	Parmi les jeunes	Répondez et remplis de maison qui est un paradis pour vous		
	IV	MA MAISON	4	Décrie et L'écriture	Les images- les projets Une maison rêve		Choisis un lieu héritage Votre région - L'image	On peut explorer son endroit près de chez vous	Les exercices De paradis		

DECEMBER		ASSESSMENT									
JANUARY	I	UNE LETTRE DE ROUEN	6	Le récap	La traduction – les vocabulaires	LE LIVRE DE FRANCAIS	25- NATIONAL VOTERS DAY Les responsabilités de voter une discussion	L'importance d'élection	Les bienfaits De citoyens	L'oral des mots	La connaissance est comme l'eau, pour retirer la pureté, ce fait en écoulant
	II	UNE LETTRE DE ROUEN	6	LA récapitulatio n	Imagier un ouragan	Le cahier		Faites un Campagn d'avertisseme nt d'élection	Comment on vote, une activité praticable	Récap de tous les objets de pureté	
	III	TOUS LES LECONS	6	Révisiez tous les vocabulaires	Une carte de mots dans le cahier	Le cahier		Une présentation de footing dans la classe	Faites deux groupes en votant en réalité	Ecrivez une lettre L'amélioration	L'objective de parole est pout l'inspiration et l'amélioration
	IV	TOUS LES LECONS	6	L'oral de mots difficiles	L'orale des mots plus forte	Le dernier page de livre		Une parole d Elevés	Une parole d'une partie	Une diduction	
FEBRRARY		PREPARATORY EXAMINATION									
MARCH		YEARLY EXAMINATION									

Parakhiya

HEAD MISTRESS

K. m h p

Sr. HEAD MASTER /
CHIEF ACADEMIC ADVISOR

B. P. — L. M.

Sr. PRINCIPAL /
CHIEF EDUCATION OFFICER

JAI GURU DEV
MAHARISHI VIDYA MANDIR SENIOR SECONDARY SCHOOL, CHETPET, CHENNAI – 31
SYLLABUS FOR THE ACADEMIC YEAR 2022 – 2023

STD VI

SUBJECT : MATHEMATICS

MONTH	WEEK	TOPIC	NO. OF PERIODS	AIM / LEARNING OBJECTIVE	METHODOLOGY / PRESENTATION	TEACHING AIDS / RESOURCES / REFERENCE	DAYS OF IMPORTANCE	ACTIVITIES INVOLVED IN BRINGING OUT THE SIGNIFICANCE OF LEARNING	LEARNING OUTCOMES	EVALUATION BASED ON PROJECT / ASSIGNMENT / ACTIVITIES	CORRELATING WITH CONSCIOUSNESS BASED EDUCATION
APRIL	I	CH.1 Knowing our numbers <ul style="list-style-type: none"> Indian and international system of numeration Comparison of numbers 	4	<ul style="list-style-type: none"> To enable students to understand about the Indian system and international system of numeration. 	Conceptual Learning The teacher explains the two systems of reading and writing the numbers by conceptual learning method.	<ul style="list-style-type: none"> Number system chart Text book Black board and chalk Reference Book Flash cards Smart Board Tools 	World Health Day <ul style="list-style-type: none"> Introduction of World Health Day. 	Write the equivalent values for Indian rupees with other countries.	Distinguish between Indian and international system of numeration.	Different types of larger numbers are given to identify Indian and international systems.	<p style="text-align: center;">“Meditation is the direct means of eradicating the very cause of the majority of diseases, both mental and physical.”</p> <p style="text-align: center;">-H.H.Maharishi Mahesh Yogi</p>
	II	CH.1 Knowing our numbers <ul style="list-style-type: none"> Rounding off numbers Estimation 	4	<ul style="list-style-type: none"> To make students understand about rounding off numbers through estimation. 	The teacher illustrates the concepts: <ol style="list-style-type: none"> Indian system International system Comparing Numbers Rounding off and Estimation 	<ul style="list-style-type: none"> Black board and chalk Reference Book Flash cards Smart Board Tools 	<ul style="list-style-type: none"> Creating awareness of world health day. Knowing numbers is the first step to a healthy lifestyle. Get to know these important numbers for blood pressure, pulse, cholesterol, HBAIC using Chart. <p style="text-align: center;">(Group Discussion)</p>	<ul style="list-style-type: none"> Read the newspaper and estimate the mentioned amount to nearest values 10,100,1000. Make a chart for the population and distances of any 5 cities from Delhi. (use an atlas) 	<ul style="list-style-type: none"> Identify the rules of estimation round off the given numbers to the nearest 10, 100,1000. 	Estimating the numbers in real life situations.	

	III	CH.2 Playing with numbers <ul style="list-style-type: none">DMASBODMASRules of simplification	4	<ul style="list-style-type: none">To help them understand the BODMAS rule.	The teacher recalls all the four operations on numbers and also DMAS rule and BODMAS rule using charts, flash cards and mind maps.	<ul style="list-style-type: none">Properties of BODMASText bookBlack board and chalkReference BookFlashcardsSmart Board Tools	Dr.Ambedkar Birthday	Finding the birth day of Dr.Ambedkar using a number puzzle.	Apply the rules to do addition, subtraction, multiplication and division.	Applications of BODMAS.	
	IV	CH.2 Playing with numbers <ul style="list-style-type: none">Patterns	4	<ul style="list-style-type: none">To engage students in learning patterns.	The teacher explains on different number patterns.	<ul style="list-style-type: none">Text bookBlack board and chalkReference BookFlashcardsSmart Board Tools	Short presentation of Ambedkar lifestyle and connecting his birthday to his lucky number.	Invent a number system. Write the place value of numbers from 1 to 10 in Egyptian, Babylonian, Maya, Hindu, Arabic, Greek and Roman.	Solve problems using patterns in numbers.	Number puzzles patterns. Meditation improves memory power to operate numbers.	
JUNE	I	3. HCF AND LCM <ul style="list-style-type: none">Properties of Factors and multiplesFinding Prime numbers from 1 to 100Divisibility testsPrime Factorization	7	<ul style="list-style-type: none">To enable students to understand about properties of factors and multiples.To enable them to identify even, odd, prime, composite, twin prime and co-prime numbers.Tests of divisibility. (2,3,4,5,6,7 etc...)	Problem Solving The teacher explains the concept of factors and multiples using problem solving method which consist of mind map.	<ul style="list-style-type: none">Black board and chartReference book	WORLD OCEAN DAY Introduction to World Ocean day.	Collect a recent bill on your purchase and find the cost of minimum quantity of items by applying the concept of factors & multiples.	<ul style="list-style-type: none">Identify factors and multiples of numbers.Identify prime numbers , composite, twin primes and co-primes.Apply divisibility rules for 2,3,4,5,6,8,9, 10 and 11Knowing Prime Factorisation of numbers.	<ul style="list-style-type: none">Relationship between HCF and LCM.Tests of divisibility.	“Just as a mountain of snow is nothing but water, so also the whole universe is nothing but bliss.” - H.H. Maharishi Mahesh Yogi

II	<p>CH - 3 HCF AND LCM</p> <ul style="list-style-type: none"> • Highest common factor (HCF) • Least Common Multiple (LCM) 	8	<ul style="list-style-type: none"> • To make students understand to find the HCF by prime factorization and long division method. • Students will able to find LCM by prime factorization and common division method. 	The teacher explains HCF and LCM using Venn diagram.	<ul style="list-style-type: none"> • Black board and chart • Venn diagram 	<p>WORLD OCEAN DAY</p> <p>Discussion on the world's famous oceans</p>	Observe the timings of boat streamers and find the LCM and HCF for your recorded data.	Identify the difference between factors and multiples.	Solve problems on HCF and LCM
III	<p>CH - 4 NATURAL NUMBERS AND WHOLE NUMBERS</p> <ul style="list-style-type: none"> • Natural Numbers • Whole Numbers • Properties of Division • 	5	<ul style="list-style-type: none"> • To describe the properties of Whole Numbers. • To enable students to apply the distributive property over addition and subtraction of Whole Numbers. 	The teacher illustrates the different types of number system and their properties using chart and ppt.	<ul style="list-style-type: none"> • Black board and chart • Reference book • Smart board • Mind map • 	<p>WORLD OCEAN DAY</p> <p>Significance of Ocean Day "Our Ocean, Our Future" by small debate.</p>	Find the patterns created in different creatures from the ocean.	Perform operations on whole numbers using number line.	Addition and subtraction of whole numbers.
IV	<p>CH - 4 NATURAL NUMBERS AND WHOLE NUMBERS</p> <ul style="list-style-type: none"> • Distributive Property • Representation of Whole Numbers on a Number Line 	4	To enable students to represent the whole numbers on a Number line.	<p>Demonstrative Method</p> <p>The teacher demonstrates the Distributive properties using the flashcards.</p>	<ul style="list-style-type: none"> • Black board and chart • Reference book • Smart board • E-book 		Maze game using the properties of whole numbers.	Apply the properties of whole numbers to solve mathematical problems.	<p>Distributive property of multiplication over addition and subtraction using patterns.</p> <p>Our number system is comparatively equal to ocean.</p>

JULY	I	CH – 6 FRACTIONS • Equivalent Fractions • Simplest form of Fractions	7	<ul style="list-style-type: none"> To make students understand to find the equivalent fractions. To convert Fractions to their simplest form. 	Critical Thinking The teacher enables students to think critically different types of fractions using paper folding.	<ul style="list-style-type: none"> Black board and chart Reference book Smart board 	WORLD POPULATION DAY Origin of world population day by video presentation.	Visit a Pizza hut and collect the information about the ingredients to make vegetable pizza and represent the data in fractional form.	<ul style="list-style-type: none"> Find equivalent fractions. simplest form of the given fractions. 	Reducing the fractions in to their simplest form.	<p>“Don't worry about the situation of the world. You must be very happy, very very happy ! Only through happiness and waves of bliss you will be able to help your country and the entire world in an automatic manner. You will remain ever invincible when you don't allow anything to obscure your happiness.”</p> <p>- H.H. Maharishi Mahesh Yogi</p>
	II	CH – 6 FRACTIONS • Comparison of Fractions • Operations on Fractions	7	<ul style="list-style-type: none"> To make students understand to compare and order the fractions. To solve real life problems based on fractions. 	The teacher recalls the types and also explains operations on Fraction.	<ul style="list-style-type: none"> Black board and chart Reference book Smart board Mind map 		Find the distance from Chennai to any five cities and find their sum . Also find the difference between the shortest and longest distance. Represent the data in fractional form .	Apply the operations used in fractions and also to compare the fractions .	Addition and subtraction of unlike fractions.	
	III	CH – 17 DATA HANDLING • Organization of Data	5	<ul style="list-style-type: none"> Analyse, interpret and represent numerical data using Statistics. Organizing the data using Tally marks. 	The teacher recalls about data by connecting with real life situations and helps them to organise in tally marks.	<ul style="list-style-type: none"> Smart board Black board and chalk Reference books. 	WORLD POPULATION DAY Skit about raising awareness of population control and its risks.	Collect the data of the favourite food items among your class students and prepare a frequency distribution table (Tally Marks) for the obtained data. List out the junk food items and calculate its percentage .	Collect and organise data in a frequency table using tally marks.	Interpretation of frequency in tally marks.	
	IV	CH – 17 DATA HANDLING • Representation of Data • Pictograph • Bar Graph	5	<ul style="list-style-type: none"> Use the frequency distribution table & Tally marks Interpret and construct pictographs. 	The teacher explains pictograph and helps them to do bar graph in graph sheet.	<ul style="list-style-type: none"> Graph sheet Smart board Black board and chalk Reference books. 		Represent the population of any five continents in a bar graph.	Read and interpret a pictograph and a bar graph.	Interpretation of a pictograph and a bar graph. We create awareness on the increase in population and steps to be taken to live a happy life.	

AUGUST	I	CH - 7 DECIMALS Representing decimal Fractions Like and Unlike decimals	6	<ul style="list-style-type: none"> To recognise and understand the place value chart of decimals. To identify the different types of decimal fractions 	<p>Conceptual Learning</p> <p>The teacher recalls the concept of decimal place value, like and unlike decimals using the chart.</p>	<ul style="list-style-type: none"> Black board and chalk chart Reference books. Flash cards 	WORLD PHOTOGRAPHY DAY	Magic squares on decimals	<ul style="list-style-type: none"> Read and write the decimal numbers. Identify like decimals and unlike decimals 	Use the concept of decimal and find equivalent decimal numbers.	<p>“Art arises from the interaction of the mind and the heart.”</p> <p>- H.H. Maharishi Mahesh Yogi</p>
	II	CH – 7 DECIMALS Comparison of decimals Converting decimals into a fraction	5	<ul style="list-style-type: none"> To convert decimal into a fraction and vice versa. To compare decimal fractions To add and subtract decimal fractions. 	The teacher explains rules of comparing and converting decimals using mind map and flow chart.	<ul style="list-style-type: none"> Black board and chalk Mind map Reference books. 		Teacher prepares a collage of different pictures on world monuments to tribute incredible art around us.	Collect any 10 favourite toys and compare its price and arrange it in order.	Conversion of fractions to decimals and decimals to fractions.	
	III	CH – 11 BASIC GEOMETRICAL CONCEPTS <ul style="list-style-type: none"> Points, Line and Planes Angles and Triangles Quadrilaterals Polygons 	5	<ul style="list-style-type: none"> To define a point, a line, a ray, a line segment and a plane. To differentiate between open and closed figures. To draw an angle and recognise interior and exterior angles. To define a triangle and differentiate between its interior and exterior angles . To define and recognise a quadrilateral, circle ,chord and arc 	<p>Story Telling</p> <p>The teacher explains the concept of angles, triangles, quadrilaterals and circles using story narration.</p>	<ul style="list-style-type: none"> Models Smart board Black board and chalk Reference books Geoboard Rubber bands 	WORLD PHOTOGRAPHY DAY	Teacher collects the best pictures of wild life photographs from students and prepares a classroom album.	Find out the different shapes and angles nearby home include a shop, a school, a hospital and a super market.	<ul style="list-style-type: none"> Recognition of basic geometric shapes. Properties of point, line, ray and line segment. 	


SEPTMBER	IV	CH – 15 CONSTRUCTIONS (EX : 15.1) Construction of Line segments. Perpendicular bisectors.	4	To construct line segments To construct a Perpendicular bisector.	Experiential Learning The teacher explains and help them to draw a perpendicular bisector using geometry kit that involves learning by doing.	<ul style="list-style-type: none"> • Geometry kit • Smart board • Black board and chalk • Reference books. 	WORLD PHOTOGRAPHY DAY Discussion on famous photographers	Design your room using geometrical concepts in a chart paper.	<ul style="list-style-type: none"> • Construct a line segment of given length. • Construct a perpendicular bisector of line segment, from a point on the line and given line from a point lying outside the line. 	Drawing and measuring line segments and Perpendicular line segments. Mathematics goes hand in hand with art and design.	
			2	HALF YEARLY EXAMINATION			INTERNATIONAL LITERACY DAY Creating Awareness about the importance of reading books.	Read any of your favourite book and note down what fraction of the book read during each day. Calculate the sum at the end of week.			
OCTOBER	I	CH - 5 INTEGERS <ul style="list-style-type: none"> • Ordering of Integers • Absolute Value of Integers 	5	<ul style="list-style-type: none"> • To understand the definition of integers and rules of integers. • To order integers and represent them on a number line. • To define an Absolute value of an integer. 	The teacher explains the formation of negative numbers and comparison of integers using video presentation and chart work.	<ul style="list-style-type: none"> • Black board and chalk • Chart • Mind map • Flow chart • Reference books. 	WORLD POST OFFICE DAY <ul style="list-style-type: none"> • Why do we celebrate world post day ? (video presentation)	Compare the Indian currency to any five currencies of different countries.	<ul style="list-style-type: none"> • Identify integers • Represent integers on a number line. • Find the absolute values of integers. 	<ul style="list-style-type: none"> • Comparison of integers • Addition and subtraction of integers using number line. 	

II	CH - 5 INTEGERS <ul style="list-style-type: none"> Operations on Integers 	4	<ul style="list-style-type: none"> To enable students to understand the properties of integers for arithmetic operations. Operation on Integers with examples. 	The teacher explains the properties of Integers using number line.	<ul style="list-style-type: none"> Black board and chalk Chart Mind map Reference books. 		Collect the temperatures of any 10 different countries for a week and compare the recorded data.	Perform Addition and Subtraction of Integers .	Addition and Subtraction of Integers.	
III	CH - 8 INTRODUCTION TO ALGEBRA <ul style="list-style-type: none"> Variables Algebraic Expressions Factors and Coefficients Kinds of Algebraic Expressions. 	5 5	<ul style="list-style-type: none"> To make students understand the definition of algebraic expression, like and unlike terms , variables and constants. Identify the numerical and literal coefficients of a term. 	The teacher explains the terms of an algebraic expression , factors and coefficients and kinds of algebraic expressions using models and flashcards.	<ul style="list-style-type: none"> Black board and chalk Chart Mind map Models Reference books 	WORLD POST OFFICE DAY Create awareness about inland letters and envelope.	Find the perimeter of the envelope by using algebraic expressions.	<ul style="list-style-type: none"> Differentiate between variables and constants, like and unlike terms and coefficients. Frame algebraic equations and evaluate it. 	Concept of algebraic expressions and its types.	"The basic fundamental of behaviour should be to give." - H.H. Maharishi Mahesh Yogi
IV	CH - 9 LINEAR EQUATION <ul style="list-style-type: none"> Trial and error method Systemic method Transposing method 		Define the linear equation and different methods to solve the linear equations.	Creative Thinking The teacher enable to think creatively in forming linear equation and solving it.	<ul style="list-style-type: none"> Smart board Black board and chalk Reference books. 		Visit a post office and buy stamps for 100 rupees varying in category and frame a linear equation.	Rules for balancing linear equations. Solve Linear equations by using three methods.	Word problems related to day-day life. Integers help in computing the efficiency in balancing positive fundamental behaviour.	

NOVEMBER	I	CH – 10 RATIO AND PROPORTION • Ratio • Proportion	8	<ul style="list-style-type: none"> To enable students understand about ratio and proportion. To express ratio as a proper or improper fraction. State the properties of proportions. 	The teacher explains ratio and proportion using mind map and videos.	<ul style="list-style-type: none"> Flashcards Mind map Smart board Black board and chalk Reference books. 	WORLD INTEGRATION DAY Importance of national level celebrations , national symbols and national anthem which acts as the forces of promoting unity.	Compare the weight of any two persons in your family and find their ratio in the simplest form.	<ul style="list-style-type: none"> Properties of ratios Equivalent ratios Comparison of ratios. Concept of continued, mean and third proportion. 	Compare ratios and apply the concept of ratio in solving word problems.	“Integrated is the expression of knowledge: an assembly is significant in Unity: united are their minds in the silent dynamism of all possibilities.” - H.H. Maharishi Mahesh Yogi
	II	CH – 10 RATIO AND PROPORTION • Unitary method	5	<ul style="list-style-type: none"> The teacher explains unitary method and its applications. To solve problems by unitary method. 	The teacher explains proportion using flash cards.	<ul style="list-style-type: none"> Smart board Black board and chalk Reference books. 		Find the ratios of festivals celebrated in different countries.	Use unitary method in solving various word problems.	Proportion and unitary method.	
	III	CH – 14 SYMMETRY Lines of symmetry in shapes and objects. Symmetry in geometrical shapes.	4	<ul style="list-style-type: none"> To identify symmetry in real life objects and shapes. Draw lines of symmetry 	Story Telling The teacher explains the concept of symmetry through story using videos and flash cards.	<ul style="list-style-type: none"> Smart board Black board and chalk Reference books. 	WORLD INTEGRATION DAY Finding the ratio of the national flags of different countries.	Draw the different types of flowers and find the lines of symmetry.	Identifying the lines of symmetry in both geometrical shapes and English alphabets.	Multiple lines of symmetry in symmetrical objects.	
	IV	CH – 12 UNDERSTANDING ELEMENTARY SHAPES • Lines • Angles • Triangles	7	<ul style="list-style-type: none"> Recalls about lines and line segments. Different types of triangles based on sides and angles. Properties of triangles. 	Collaborative Learning The teacher explains types of triangles and its properties using smart board videos and flow charts.	<ul style="list-style-type: none"> Flashcards Smart board Black board and chalk Reference books. 		Stick the pictures of the Wonders of the World and find out the lines and angles .	Identify triangles based on sides and angles.	Understanding the properties of Triangle. Learning through art makes abstract math concepts understandable.	

DECEMBER			2	ASSESSMENT			GREAT MATHEMATICIAN RAMANUJAN'S BIRTHDAY	Chart preparation on puzzles and quotes on National Mathematics Day.				
							Short presentation about Shri Srinivasa Ramanujan towards Mathematics					
JANUARY	I	CH – 13 TYPES OF QUADRILATERALS AND SOLID SHAPES • Types of quadrilaterals • Types of polygons • Types of 3D shapes	6	<ul style="list-style-type: none"> Types of Quadrilaterals Different types of polygons Nets of 3D shapes. 	Creative Thinking The teacher explains the types of quadrilateral in making them understand the concept of 3D - shapes creatively.	<ul style="list-style-type: none"> Models of 3D shapes Smart board Black board and chalk Reference books Geo Boards 		Represent the importance of voting in our country using paper Quilling.	<ul style="list-style-type: none"> Classify the quadrilaterals as a parallelogram, square, rectangle, rhombus, trapezium and kite. Drawing the nets of cube, cuboid, tetrahedron and cylinder. 	Understanding the properties of 2-D and 3-D shapes.	"A right thought is one which in its nature , is harmonious and useful to the thinker and his surroundings." - H.H. Maharishi Mahesh Yogi	
	II	CH – 15 CONSTRUCTION (EX:15.2) • Construction of special angles	4	Construction of different types of angles using protractor, ruler and a pair of compasses.	The teacher explains about construction of special angles using geometry kit.	<ul style="list-style-type: none"> Geometry kit Smart board Black board and chalk Reference books 	VOTERS DAY	Significance and history of voters day by video presentation.	Draw the Spaceship using different types of polygons and measure the angles using the Protractor	Construct special angles.		Constructions of special angles(60°, 90°, 120°).
	III	CH – 16 PERIMETER AND AREA Perimeter of regular and irregular figures	6	Finding the perimeter of square, rectangle, triangle and polygon.	Values The teacher explains the concept of perimeter using value based education.	<ul style="list-style-type: none"> Flashcards Geo board Smart board Black board and chalk Reference books. 			Find the perimeter of the different rooms in your house.	Analyse the Perimeter of simple closed figures.		Calculating perimeter of square and rectangle.

	IV	CH – 16 PERIMETER AND AREA Area of regular figures	5	Knowledge of finding the area of regular shapes.	The teacher explains the concept of area using videos and charts.	<ul style="list-style-type: none"> Flashcards Smart board Black board and chalk Reference books. 	VOTERS DAY Students election to create awareness of right to vote.	Create a paper Robot using squares and rectangles also find its area.	Finding the area of simple closed figures.	Calculating area of square and rectangle. A right thought helps you to look at the real life problems in a different perspective.	
FEBRUARY	PREPARATORY EXAMINATION						MOTHER LANGUAGE DAY Discussion on different mother languages in the class.	Make an album to express the traditional values on your mother language.			
MARCH	YEARLY EXAMINATION										



HEAD MISTRESS



Sr. HEAD MASTER /
CHIEF ACADEMIC ADVISOR



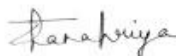
Sr. PRINCIPAL /
CHIEF EDUCATION OFFICER

JAI GURU DEV
MAHARISHI VIDYA MANDIR SENIOR SECONDARY SCHOOL,
CHETPET, CHENNAI – 31
LAB SYLLABUS FOR THE ACADEMIC YEAR 2022 – 2023

CLASS: VI

SUBJECT: MATHEMATICS

MONTH	TOPIC / CHAPTER	ACTIVITY	NO. OF PERIODS
APRIL	Knowing our numbers	Framing a palindrome number.	2
JUNE	HCF and LCM	Finding twin primes of the given numbers.	2
JULY	Fractions	Finding equivalent fractions of given fractions.	2
AUGUST	Decimals	Identifying the operation performed on given decimals.	2
SEPTEMBER	HALF – YEARLY EXAMINATION		
OCTOBER	Constructions	Make the set squares by the paper cutting method.	2
NOVEMBER	Integers	Multiplication of integers.	2
DECEMBER	ASSESSMENT		
JANUARY	Symmetry	Identifying the lines of symmetry in alphabets and 2D shapes.	2
FEBRUARY	PREPARATORY EXAMINATION		
MARCH	YEARLY EXAMINATION		


HEAD MISTRESS


**Sr. HEAD MASTER /
 CHIEF ACADEMIC ADVISOR**


**Sr. PRINCIPAL /
 CHIEF EDUCATION OFFICER**

JAI GURU DEV

MAHARISHI VIDYA MANDIR SENIOR SECONDARY SCHOOL, CHETPET, CHENNAI- 31

SYLLABUS FOR THE ACADEMIC YEAR 2022- 2023

CLASS: VI

SUBJECT: SCIENCE

MON TH	W EE K	TOPIC	NO. OF PERI ODS	AIM/ LEARNING OBJECTIVE	METHODOLOGY/ PRESENTATION	TEACHING AIDS/ RESOURCES/ REFERENCE	DAYS OF IMPORTANCE	ACTIVITIES INVOLVED IN BRINGING OUT THE SIGNIFICANCE OF LEARNING	LEARNING OUTCOMES	EVALUATION BASED ON PROJECT/ ASSIGNMENT/ ACTIVITIES	CORRELATING WITH CONSCIOUSNESS BASED EDUCATION
A P R I L	I	LN-1 SOURCES OF FOOD ❖ Food from plants.	4	TO MAKE THE STUDENTS - ❖ understand the important functions of food, different sources of food obtained from plant sources.	❖ The teacher will list out the popular food of different regions of the country and the food obtained from plant sources. The method of food production in plants (photosynthesis) will be explained by lecture method. ❖ Sprouting by using pictorial representation in the form of ppt.	❖ Pictures of food from different parts of plants.	History of sibling day will be narrated.	❖ Children will be asked to collect information on the variety of food eaten during festivals and special occasions in different regions of the country.	The Student will- ❖ describe the various types of food.	The students will be evaluated on: listing the different edible parts of a plant. ❖ Food provides nutritional support for an organism. The substance that enters into an organism and cell provides energy to maintain healthy life.	“Transcendental Meditation opens the awareness to the infinite reservoir of energy, creativity, and intelligence that lies deep within everyone.” - H. H. Maharishi Mahesh Yogi
	II	LN - 2 COMPONENTS OF FOOD Food from Animals	4	❖ understand the food obtained from animal sources .	❖ The teacher will explain the classification of animals based on food habits herbivores, carnivores, omnivores, decomposers, scavengers with the help of pictures, in the form of ppt.	❖ Picture charts of food obtained from different animal sources.	10- WORLD SIBLINGS DAY Significance of sibling day	❖ Preparing a charts on food habits of animals.	❖ explain about the food chain and interdependence of organism.	Concept of food chain using an example.	

A P R I L	III	LN-2 SOURCES OF FOOD Nutrition	4	<ul style="list-style-type: none"> ❖ know about various nutrients present in various food items. ❖ list the sources and functions of nutrients. 	<ul style="list-style-type: none"> ❖ The teacher will explain the various nutrients present in different food items using picture charts. ❖The teacher demonstrates the test for starch, sugars, proteins and fats using simple food items by using experiential learning method. 	❖Powerpoint Presentation on components of food.	How the sibling day is celebrated will be explained.	❖ Collect the data about disabilities due to food deficiencies.	❖ will identify the sources and functions of nutrients.	Why we eat a variety of food?	
	IV	LN-2 COMPONEN TS OF FOOD ❖Balanced diet ❖Malnutrition	4	<ul style="list-style-type: none"> ❖ understand the balanced diet . ❖ understand about malnutrition and deficiency diseases.. 	<ul style="list-style-type: none"> ❖ The teacher will explain about malnutrition, balanced diet disease caused due to deficiency of protein, vitamins and minerals by showing pictures in the form of ppt. 	❖ Documentary Video on children suffering from food deficiency.	Quotes on World Siblings Day.	<ul style="list-style-type: none"> ❖Preparing a menu of balanced diet in the context of diversity of food eaten in different parts of country. ❖Writing quotes for National Siblings day. 	❖list the diseases caused by deficiency of vitamins and minerals in the diet.	Group discussion on nutrients required for the balanced diet.	
J U N E	I	LN-3 FIBRE TO FABRIC ❖Natural Fibres - Plants and Animals	6	<ul style="list-style-type: none"> ❖ understand the process to convert fibre to fabric . ❖ know about fibres obtained from plants and animals. 	<ul style="list-style-type: none"> ❖ The teacher will demonstrate/ explain the process of obtaining fibres from plant sources and their uses by art integration learning method. 	❖PowerPoint Presentation, samples of plant fibres.	5-WORLD ENVIRONMENT DAY Constitution of united nations organisation.	❖Will discuss about the eco-friendly fibres.	❖ identify the fibres obtained from plants. ❖ will explain the uses of plant fibres.	matching the fibres obtained from the respective plants.	
	II	LN-4 SORTING MATERIALS INTO GROUPS ❖Sorting of Objects around us.	6	<ul style="list-style-type: none"> Know the objects around us. ❖ understand the significance of grouping. 	<ul style="list-style-type: none"> The teacher will explain about the classification of various objects according to their similarities and dissimilarities of the objects . ❖ The teacher will do classroom activity by grouping the children to classify things according to their uses. 	ppt, samples of materials.	How the UNO gives the theme every year- sustainable development plan	Children will be asked to group their books and notebooks subjectwise.	<ul style="list-style-type: none"> ❖ classify objects around us. ❖ Will describe the significance of grouping. 	understanding on the significance of their grouping.	

J U N E	III	LN-4 SORTING MATERIALS INTO GROUPS ❖ Properties of materials.	6	❖ To know about the properties of various materials. ❖ To understand that materials are classified based on their physical properties such as appearance, lustre, hardness, texture, solubility, transparency etc.,	❖ The teacher will explain the properties of materials by exhibiting various samples.	❖ ppt and samples of some materials with different properties.	Roles and responsibility of the people to remind only on earth.	❖ The students will be asked to classify the materials on the basis of physical features with the help of given samples.	❖ Classify different kinds of materials by their physical properties.	❖ classifying different types of materials.	“The purpose of speech is to enliven the bliss in others.” - H. H. Maharishi Mahesh Yogi
	IV	INTRODUCTION TO ELEMENTS	6	Understand about the elements and their symbols.	The teacher will introduce the topic by displaying the periodic table and playing the element song.	PowerPoint Presentation, Chalk and talk, periodic table song.	Group discussion on different steps we could take to preserve and enhance the environment. ❖ Poster making on World Environment Day.	The students will be asked to write the chemical symbols and latin names of the given elements.	❖ identify the elements by their chemical symbols.	Crossword Puzzle of chemical symbols and latin names of given elements. ❖ The purpose of any discussion is to identify and appreciate the uniqueness of anything.	
J U L Y	I	LN-5 SEPARATION OF SUBSTANCES ❖ Pure substances and mixtures ❖ Methods of Separation	6	❖ Understand the terms -Pure substance and mixtures. ❖ Understand various techniques of separation of substances.	The teacher will explain to identify the pure substances and mixtures with samples. ❖ will explain about homogeneous and heterogeneous mixtures. ❖ The teacher will demonstrate the various methods of separation of pure substance from solid mixture- handpicking, winnowing, sieving and threshing.	ppt, classroom activity- handpicking, sieving.	Discussion on "Where was it started?"	Report on world nature conservation. ❖ Engaged in an activity to separate substances by sieving.	❖ identify pure substances and mixture. ❖ describe the various techniques to separate solid from a solid mixture.	Slip test on the techniques of separation of solid substances. ❖ Make use of good by eliminating the bad	“Meditation is a means to discover all the glories of the ocean of mind” - H. H. Maharishi Mahesh Yogi

J U L Y	II	LN-5 SEPARATIO N OF SUBSTANC ES Solutions and solubility	6	understand the solubility of substances. ❖ Classify the substances as soluble and insoluble, miscible and immiscible. ❖ learn the methods of separation- filtration, evaporation, distillation. ❖ Understand saturated and unsaturated solutions.	❖ The teacher will discuss soluble, insoluble, miscible, immiscible saturated and unsaturated solution. ❖ will demonstrate filtration, decantation separation of immiscible liquids by demonstration method.	PowerPoint Presentation, chalk and board, classroom experiment.	Discussion on " What are the components included in the forest and livelihoods?"	Students will be given an activity of making saturated salt solution.	The student will explain filtration and decantation. ❖ identify the saturated and unsaturated solution. ❖ distinguish miscible and immiscible liquids.	The preparation of saturated solutions.	
	III	LN-6 CHANGES AROUND US Types of changes	6	understand the types of changes	The teacher will discuss the types of changes by citing real life examples.	Picture Presentation	Explain the small steps taken for the conservation of flora and fauna.	Memory Game on types of changes.	describe the types of changes.	By drawing mind map on different types of changes.	
	IV	LN-6 CHANGES AROUND US Expansion And Contraction	6	❖ Classify changes into reversible and irreversible changes.	❖ The teacher will demonstrate the type of changes such as reversible, irreversible, physical and chemical changes. ❖ Concept of expansion and contraction will be discussed with ppt.	Power Point Presentation	28- WORLD NATURE CONSERVATION DAY Importance of co -existence of people and resources on the planet. Chart making on extinct flora and fauna.	❖ explain the concepts learnt through an activity. (balloon, candle etc.,)	List the application of expansion and contraction in everyday life.	writing differentiation- expansion and contraction with suitable examples. ❖ Make use of good by eliminating the bad thoughts.	

A U G U S T	I	LN-7 GETTING TO KNOW PLANTS Types of Plants, root and shoot system	5	<ul style="list-style-type: none"> ❖ Understand the different types of plants- herbs, shrubs and trees. Understand the various parts of plants and their functions. Understand the modification of root and stem. 	<p>The teacher will discuss the herbs, shrubs and trees with the help of specimens and powerpoint presentation.</p> <ul style="list-style-type: none"> ❖ The teacher will explain the modifications of different plant parts by exhibiting suitable samples by collaborative learning method. 	<ul style="list-style-type: none"> ❖ Power Point Presentation and samples. ❖ Self-learning activity. Plant specimens. 	7- NATIONAL HANDLOOM DAY Role of macro and micro industriesa in the socio economic development of the country	<ul style="list-style-type: none"> * Solve puzzle to find the plants hidden in it. ❖ Campaign on awareness to the rich history of Indian Handloom 	<ul style="list-style-type: none"> ❖ Identify the plants by category. compare the features of herbs, shrubs and trees. 	naming the types of plants with examples	
	II	LN-7 GETTING TO KNOW PLANTS Leaf and flower	5	<ul style="list-style-type: none"> ❖ know the different structure and functions of a leaf and flower. ❖ Understand the importance of flowers and their anatomy. ❖ Identify the parts of a flower and leaf. 	<p>The teacher will explain the parts of flower by exhibiting the parts of a flower.</p>	Picture Presentation of parts of flower.	How handloom industry is operating in India.	<ul style="list-style-type: none"> ❖ To observe and identify the parts of the hibiscus flower. 	<ul style="list-style-type: none"> ❖ List out the different parts in the leaf and flower. ❖ Identify the reproductive parts of a flower. 	Draw and label the parts of a flower.	
	III	LN-8 BODY MOVEMENT S MOVEMENTS IN ANIMALS	5	<ul style="list-style-type: none"> ❖ Understand the terms vertebrates and invertebrates. ❖ Identify specific animals and their locomotion. 	<ul style="list-style-type: none"> ❖ The teacher will explain the vertebrates and invertebrates with pictorial representation. 	<ul style="list-style-type: none"> ❖ chalk ❖ charts ❖ board ❖ PPT 	Discussion on "How does the handloom industry contribute to the development of the society".	<ul style="list-style-type: none"> ❖ Collect information and pictures of form and movement in different animals. 	<ul style="list-style-type: none"> ❖ classify the animals based on their body structure. ❖ describe the locomotion of different animals. 	Different types of movement in organisms.	

AUGUST	IV	LN-8 BODY MOVEMENT S MOVEMENTS IN HUMAN BEINGS	5	<ul style="list-style-type: none"> Understand the function of the skeletal system. know the different types of joints and their role in body movement. 	<ul style="list-style-type: none"> Teacher will discuss on functioning of skeletal system by chalk and talk method. 	<ul style="list-style-type: none"> Visual presentation PPT Chalk and board 	Explain the swadeshi movement and why Handloom day is celebrated	<ul style="list-style-type: none"> Observe the X-ray film and understand the fractured part of the skeletal system. 	<ul style="list-style-type: none"> describe how bones and muscles work together to produce movements. explain the movement allowed each joint in the body, giving practical examples of which movement is used during specific action. 	Oral test will be conducted on the structure and function of skeletal system. <ul style="list-style-type: none"> Impossible without bones and muscles to get our work done. 	"No action can be performed successfully without a clear result in view". - H. H. Maharishi Mahesh Yogi
	SEPTEMBER	HALF YEARLY EXAMINATION							9 - WORLD POSHAN DAY - The initiatives taken by the Government to provide balanced diet will be discussed by the teacher	Speech on Rashtriya Poshan Maah.	
							29- WORLD HEART DAY- A video on cardiologist address to children on heart care will be presented.	Poster Making on healthy lifestyle			
OCTOBER	I	LN-9 LIVING ORGANISM S AND ENVIRONM ENT Types of Ecosystem, Characteristi c of living things.	5	<ul style="list-style-type: none"> understand that the living organisms are interdependent with living and non-living surroundings. understand that organisms survive on earth in different habitat. 	The teacher will explain the interdependence in habitat. The teacher will discuss the survival of organisms in different habitat by story telling method.	<ul style="list-style-type: none"> PPT and video presentation Group discussion 	The measures to keep the mind healthy will be discussed by the teacher	<ul style="list-style-type: none"> Album making on different habitats with relevant biotic and abiotic components. Discussion on the way to improve their mental health for stress free life. 	<ul style="list-style-type: none"> describe organism that survive on earth in different habitats. describe a variety of organisms in terms of its characteristics. 	types of habitat by oral test.	

OCTOBER	II	LN-10 MEASUREMENT OF DISTANCES AND MOTION Units of Measurement, Estimation	5	<ul style="list-style-type: none"> ❖ Understand the various modes of transportation. ❖ Understand the ancient methods of measurement. ❖ Standard Unit of measurement. 	<p>The teacher will explain through ppt the different modes of transport and the need to choose the best mode..</p> <p>The teacher will explain the standard units of measurement by chalk and talk method.</p> <ul style="list-style-type: none"> ❖ The teacher will demonstrate an activity to measure the length of the curved line using thread by critical thinking learning method. 	❖ Chalk, Board and ppt.	10 - WORLD MENTAL HEALTH DAY -The need to observe mental health day will be discussed	* measure the length of the outline of a map.	<p>explain the different means of transportation.</p> <ul style="list-style-type: none"> ❖ state the ancient and modern methods of measurement. 	" Advantages of standard units of measurements.	
	III	LN-10 MEASUREMENT OF DISTANCES AND MOTION Estimation Rest and motion Types of motion	4	<ul style="list-style-type: none"> ❖ learn the importance of estimation. ❖ Analyse that the state of rest and motion are relative. ❖ Understand the different types of motion. 	<p>The teacher will explain estimation and its importance in measurement.</p> <ul style="list-style-type: none"> ❖ The teacher will explain rest and motion by lecture method. <p>The teacher will describe the types of motion by citing examples.</p>	Power Point Presentation, measuring tools, chalk and board.	16- WORLD FOOD DAY	Designing World Food Day Posters.	<p>identify the measuring tools.</p> <p>develop the skill of identifying the different types of motion.</p>	"Identifying the different types of motion with the given examples..	

O C T O B E R	IV	LN-15 AIR AROUND US ❖Composition of Air ❖Uses of Air	5	❖Know the properties of air ❖Understand composition of air in atmosphere	The teacher will discuss the properties, composition and uses of air by group discussion.	Power point Presentation, group discussion	Diseases caused due to the scarcity of food in society.	Demonstrate of an activity to show that oxygen is needed for combustion.	list and describe the composition of air.	Composition of air by questioning. ❖ Time plays a significant role in our life. time helps us make a good habit of structuring and organising our daily activities.	"The factor of time is very vital in life. Those who have accomplished great things in the world have been those who valued time in their life. The time of life is limited and a great amount of evolution has to be accomplished for fulfillment of life. Therefore, the factor of time must be valued above everything." - H. H. Maharishi Mahesh Yogi
	N O V E M B E R	I	LN 11 LIGHT , SHADOWS AND REFLECTIONS Sources of light Transparent, translucent and opaque objects	6	❖ Know the concept of light. ❖Know the different sources of light. ❖ Understand the different types of objects with respect to propagation of light.	❖The teacher will demonstrate the rectilinear propagation of light by conceptual learning method.	Chalk and board	14 - WORLD DIABETES DAY Origin and its significance	Children will do an activity to show the rectilinear propagation of light. ❖ Speech on causes and preventive measures on diabetes.	list the different types of objects with respect to the propagation of light.	The students will be evaluated on "Classifying different types of objects with respect to propagation of light".

N O V E M B E R	II	LN 11 LIGHT, SHADOWS AND REFLECTIONS Pinhole camera, Reflection of light	6	<ul style="list-style-type: none"> ❖ know the formation of shadow. ❖ understand the principle and working of a pinhole camera. ❖ know nature of reflection shown by a plane mirror. 	The teacher will explain the essential conditions for the formation of shadow. ❖The teacher will demonstrate the working of a pinhole camera by video presentation. ❖ The teacher will demonstrate an activity to show the reflection of light from a mirror by conceptual learning method.	Objects with polished surface, mirror, etc.	Discussion on discovery of insulin	Make a pinhole camera.	<ul style="list-style-type: none"> ❖ describe the formation of shadow. ❖ explain the reflection by a plane mirror. ❖ describe the working of a pinhole camera. ❖ differentiate a shadow and an image. 	❖ differentiating the image and shadow of the object.	"The kingdom of heaven is like electricity . You don't see it . It is within you." - H. H. Maharishi Mahesh Yogi
	III	LN-12 ELECTRICITY AND CIRCUITS Sources of electric current, Electric circuit	6	<ul style="list-style-type: none"> ❖ Understand the importance of electricity and its sources. ❖ Understand the structure and function of the electric bulb and cell ❖ Know about complete and incomplete circuit. ❖ know about conductors and insulators. 	<ul style="list-style-type: none"> ❖ The teacher will explain the importance of electricity in our lives and sources of electric current by eliciting examples. ❖ The teacher will explain the structure and function of an electric bulb using the model of a bulb. ❖The teacher will demonstrate an activity to know complete and incomplete circuits by critical thinking method. 	Torch, cell, bulb, wires, wood, plastic, chalk and board.	Steps taken by the government to reduce childhood diabetes will be discussed by the teacher.	Make a home-made torch. ❖Prepare a poster showing the hazards associated with careless use of electricity.	<ul style="list-style-type: none"> ❖ The student will draw an open circuit and closed circuit. 	❖ " Identify conductors and insulators from the given samples".	
	IV	LN-13 FUN WITH MAGNETS Magnetic and Non-Magnetic substances Types of Magnet Properties of magnet	6	<ul style="list-style-type: none"> ❖ Understand the properties of magnet ❖ Understand the magnetic and non magnetic substances. ❖ Know the properties and uses of magnets. 	<ul style="list-style-type: none"> ❖ The teacher will explain on the magnetic and non magnetic objects. ❖The teacher will demonstrate an activity to show the properties of the magnet by using bar magnets. 	Bar magnets, chalk and board.	Awareness on childhood obesity will be given	❖Make a magnetic compass	<ul style="list-style-type: none"> ❖ identify magnetic objects and non -magnetic objects. 	<ul style="list-style-type: none"> on the properties of the magnet by questioning. ❖ Focusing on the development and generation of electricity changes the lives drastically, starting domestic use to industrial activities. 	

D E C E M B E R	I	ASSESSMENT					2- NATIONAL POLLUTION CONTROL DAY Discuss about Pollution control board, the statutory body to monitor and control pollution.	Create a PPT on Pollution control acts and regulation in India.				
	J A N U A R Y	I	LN-14 WATER Sources of water, Importance of Water, States of Water.	5	<ul style="list-style-type: none"> ❖ Know the sources of water. ❖ understand the importance of water in everyday lives. ❖ understand the three states of water and inter-conversion between the states of water. 	<ul style="list-style-type: none"> ❖ The teacher will explain the different sources of water. ❖ The teacher will explain the interconversion of states of water by group discussion method. 	❖ Chalk, board and power point presentation	The harvest festival in the perspective of worshipping nature will be discussed.	❖ cite real life examples of evaporation and condensation.	❖ Describe the three states of water.	❖ listing various sources of water ❖ Water- tiny drops of water gets to the ocean of happiness. Tiny drops of water make ocean, so save it.	"From tiny, tiny waves of joy, one gets to the ocean of happiness, which is called bliss." - H. H. Maharishi Mahesh Yogi.
		II	LN-14 WATER Water Cycle and conservation of water	6	<ul style="list-style-type: none"> ❖ Understand the water cycle ❖ Understand the effects of drought and flood. ❖ know conservation of water and rain water harvesting 	<ul style="list-style-type: none"> ❖ The teacher will explain the water cycle by using video description. ❖ The teacher will explain the effects of drought and flood and conservation of water. by lecture method 	❖ Picture charts	PONGAL	Make a colourful leaf craft for pongal.	❖ Discussion about the consequences on the Earth that might happen in the absence of water cycle. ❖ Describe the rain water harvesting	❖ Oral recap of water cycle.	
		III	LN-16 GARBAGE IN GARBAGE OUT ❖ Types of waste *Management of biodegradable waste	5	<ul style="list-style-type: none"> ❖ understand biodegradable and non-biodegradable waste and the management of biodegradable and non-biodegradable waste ❖ know to perform composting and vermi composting ❖ understand about landfills 	<ul style="list-style-type: none"> ❖ The teacher will explain about the mismanagement of biodegradable and non-biodegradable waste by citing examples. ❖ The teacher will discuss about vermicomposting with the help of power point presentation. 	❖ Power point presentation	Story behind the different days of Pongal celebration will be narrated	❖ Survey of solid generation by households.	classify biodegradable and non-biodegradable waste.	"Identify the biodegradable and non-biodegradable waste" by giving some examples.	

J A N U A R Y	IV	LN-16 GARBAGE IN GARBAGE OUT ❖ Recycling waste	5	❖ understand the three R's of waste management -- reduce, reuse and recycle. ❖ know the advantages of recycling	❖ The teacher will explain the three R's - reduce, reuse and recycle by value based learning method. ❖ The teacher will explain the advantages of recycling by lecture method.	❖ Picture Presentation, chalk abd board.	The joy of togetherness in celebrations will be emphasised	❖ Create a model of landfill that can hold more garbage ❖ Debate (Plastics-Boon or A Curse)	❖ identify other ways to reuse plastic bottles. ❖ Describe the advantages of recycling.	❖ three R's of waste management by questioning.		
	F E B R U A R Y	PREPARATORY EXAMINATION						28 - NATIONAL SCIENCE DAY The significance of national science day will be discussed.	❖ Review three books on science concept and present a report			
		M A R C H	YEARLY EXAMINATION						22- WORLD WATER DAY ❖ Discussion on " How is water getting polluted at various levels?"	❖ Poster making on Conservation of water.		



HEAD MISTRESS



**Sr. HEAD MASTER /
CHIEF ACADEMIC ADVISOR**



**Sr. PRINCIPAL /
CHIEF EDUCATION OFFICER**

JAI GURU DEV
MAHARISHI VIDYA MANDIR SENIOR SECONDARY SCHOOL, CHETPET, CHENNAI – 31
SYLLABUS FOR THE ACADEMIC YEAR 2022 – 2023

CLASS: VI

SUBJECT: SOCIAL SCIENCE

MONTH	WEEK	TOPIC	NO. OF PERIODS	AIM / LEARNING OBJECTIVE	METHODOLOGY / PRESENTATION	TEACHING AIDS / RESOURCES / REFERENCE	DAYS OF IMPORTANCE	ACTIVITIES INVOLVED IN BRINGING OUT THE SIGNIFICANCE OF LEARNING	LEARNING OUTCOMES	EVALUATION BASED ON PROJECT / ASSIGNMENT / ACTIVITIES	CORRELATING WITH CONSCIOUSNESS BASED EDUCATION
APRIL	I	1.What, Where, How and When?	4	To develop an understanding on different types of sources archaeological , literary and to relate their use in reconstruction of history of this period	Explain the importance of various sources, material used to know about the past and reason for the importance of the accounts of foreign travellers	Text book, PPT, Pictures	March 21 st 1919 Rowlatt Act: The Act gave sweeping powers to the police to arrest anyone on suspicion	Flow Chart, Postering and comparative study Posters will be used to depict the causes of the massacre	Comprehend how historians use sources in reconstruction of history of the period and to know the events from our past	Archaeologist - their working, on a site, purpose and various tools used To live and work with others and aspiring fast towards unity. Consciousness is the great force to help you achieve unity	“The strength of an action primarily depends upon the strength of the thought behind it. “ H. H. Maharishi Mahesh Yogi
	II	2.The Earth in the Solar System	4	Introduction of the universe, celestial bodies and galaxies and the structure of the solar system	Explain the characteristics of stars, planets and satellites	Text book, PPT, Picture Illustration	Massacre on Baisakhi: On 13th April 1919, a protest was held at the Jallianwala Bagh park in Amritsar on the day of Baisakhi. *General Dyer, who had earlier issued an order prohibiting public meetings, ordered his men to open fire on the crowd, killing 379 and wounding more than 1,000 others	Make a match stick Constellation and Cue card	Explain different characteristics of stars, planets and satellites e.g., sun, earth and moon and define the term constellation	Make a chart on Phases of Moon Pic Stop: satellite and its function	

APRIL	III	3.Understanding Diversity	4	Understand diversity as different ways of doing and following various other aspects	Enumerate the reason for people being different in their physical characteristics, personal qualities, cultural backgrounds.	Text book, PPT, Poster	13 TH APRIL – JALLIANWALA BAGH MASSACRE Impact of the massacre: *Knighthood returned: Rabindranath Tagore gave up his knighthood	Rally with Quotes of Jallianwala Bagh Massacre Debate: Caste system in India created social problems Picture Comprehension: Identify and write names of the given personalities	Develops a healthy attitude towards various kinds of diversity around her/him	Make a poster with the message of 'Unity in Diversity' on A4 sheet Design a menu card titled "The Great Indian Menu" Diversity enriches our lives significantly	"Good social behaviour is based on a strong clear and contended mind". H. H. Maharishi Mahesh Yogi
	IV	4.The Globe-Latitudes and Longitudes	4	Explain the physical features of globe - model of the earth Derive the system of the horizontal and vertical lines on the surface of the globe and time with the help of longitudes	Reinforce the significant features, lines of latitude and longitude, examine the heat zones of the earth and the International Date Line	Text book, Map work, pictures, PPT, Globe model	Jallianwala Bagh is a historic garden and memorial of national importance in Amritsar.	Use your Atlas: Mention the names of all the countries through which the Prime Meridian passes Role Play: How can you lead a life in frigid zone	Locates directions on the flat surface; and continents and oceans on the world map Identifies latitudes and longitudes, e.g., poles, equator, tropics, states /UTs of India Recognises other neighbouring countries on globe and the world map	My Sundial: Bring material to make a sundial and explain the method Prepare a collage of different plants and animals of different heat zones to locate Grids and Places	

JUNE	I	5. The Earliest Societies	7	Appreciate the skills of the ancient period which actually served for the betterment of the society as a whole, Communication and the art of the prehistoric period	Critically analyse various activities of early humans Identify the major habitation sites during which Stone Age people lived in India Categorise stone artefacts, rock and cave paintings	Text book, Stones, Map work	The World Day against Child Labour is an international labour organisation – launched in 2002 aiming to raise awareness against the exploitation of children in hazardous work	Speech, Buzz session and Wear your thinking hat Compare your life with life of prehistoric period and complete the aspects of life on – Food, clothes and travel	Locates the important historical sites, places on an outline map of India, the types of stone tools, religious beliefs and practises of the early humans through rock and cave paintings	With pebbles and paint Prehistoric stick figures and animals on them and Map work On the outline map of India mark any three Palaeolithic sites The life of the early human beings was very different from ours. But they were clever and wise in many ways	“Knowledge has organising power” H. H. Maharishi Mahesh Yogi
	II	6. Rotation and Revolution	5	Relate the concept of day and night, Introduce the term – Orbital plane, Axis, Rotation, Equinox and changes in seasons	Give reasons for the variation seen in the duration of day and night, cause of revolution of the earth and differentiate between summer and winter solstice, autumnal and spring equinox	Text book, Pictures,	12 th – JUNE WORLD DAY AGAINST CHILD LABOUR Every year on 12 th June the World Day brings together governments, employers and workers organisation, civil societies as well as millions of people from around the world to highlight the plight of child labourers	Slogan Writing and drawing on Child Labour	Gives reasons for the cause of changes in seasons through other formats	Draw and Label: Draw a neat and labelled diagram of the revolution of the earth and seasons	
	III	7. The Seeds of a Revolution	7	Appreciate the origin of farming and domestication, use of tools, making of houses, pots	Describe the social life of the people during the Neolithic Age	Text book, Pictures, map	Take immediate and effective measures to eradicate forced labour	Flow Chart: Make a flow chart on Consequences of child labour	Explains broad development during the ancient period, and relates the development from place to place	Debate: People in the Neolithic Age had more leisure time than the people in the Palaeolithic Age	

JUNE	IV	8. Prejudice, Discrimination and Inequality	5	Recognise the various forms of discrimination and its forms	List out the negative consequences of prejudice and reasons for backwardness of certain groups	Text book pictures	Child labour also affects the overall social development of children, since they do not get to spend time with others of their own age or even enough time with family members	Talk show: Talk about the issues related to the causes of child labour	Differentiate between equality and inequality in various forms to treat them in a healthy way	Diary entry: Expressing thoughts and feelings when someone made fun of physical appearance	
	I	9. The Birth of a Civilization	7	Elucidate about the highly developed civilization flourished, town planning, buildings, trade, script and the Government	Elaborate on the important cities of the Indus Valley Civilization and reasons for the decline of the Indus Valley Civilization	Text book, map, pictures	1 – 7 JULY- VANA MAHOTSAVA DAY Significance of Van Mahotsav: To plant more and more trees as they are being cut down on a large scale for industrialisation and urbanisation	Sing a song: Create a song on nature	Mentions the features of the of the houses of the planned cities of Harappa and Mohenjadarro	Map work: On the outline map of India, mark any ten Harappan sites The Harappans had developed a high sense of town planning, hygiene and cleanliness	“The secret of success is conviction and persistence ”. H. H. Maharishi Mahesh Yogi
JULY	II	10. What is Government?	5	Understand the functions of the government	Mention the different forms of government	Text book, pictures, PPT	During this week many organisations like The World Wild Life Fund and Amazon Watch are fighting hard to promote afforestation and create awareness	Bring a plant Importance of plant – talk show	Identifies the meaning and significance of the various levels of government	Debate: Speak for or against the topic “Though India is a democracy, we have not achieved much”	
	III	11. The Vedic Age	7	Believe that the Aryans were not foreigners but the descendants of the Harappan people.	Compare the political organization of the Early and the Later Vedic periods and illustrate on the site of Inamgoan people.	Epic books, map, text book	Kargil War has reinforced the Indian commitment to a more robust forward defence and to improving logistics and intelligence capabilities	Sketch a note: Rights and duties of Prisoners of War (POW)	Justifies the significant contribution of the Aryans towards our culture.	Map work: On the outline map of India, mark the areas where the Aryans settled in the Early Vedic and the Later Vedic Age	

JULY	IV	12. Maps and Map Reading	5	Elaborate the main types of maps with its main components of a map	Justify the importance of a scale on a map, with examples.	Maps, Globe, Atlas	26 th JULY – KARGIL VICTORY DAY The soldiers of the Indian army triumphed over the invaders with undaunted courage and determination	Mask a man: Mask on war heroes	Locates directions on the flat surface, and continents and oceans on the world map.	Album Making: Make a album depicting various types of maps	
	AUGUST	I	13. The Age of Empires and Assemblies	5	Introduce the contribution of important kingdoms/ dynasties, life of people living in janapadas and mahajanapadas and the rise of the concept of the first states of the Indian sub-continent	Give reasons for laying the foundations of a strong empire in Magadha, natural and geographical advantage that helped the dynasties to rise to power and the growth of towns and cities in the 6 th Century BCE	Map, text, PPT	6 th AUG – HIROSHIMA DAY Hiroshima/Nagasaki bombings of 1945 were necessitated as said by the United States as the Allied Forces continued to struggle against Japan even after Germany's surrender in World War II	Debate: On the topic "The monarchical form of government in Magadha was better than the republican form of government in Vajji". Pros and Cons Origami: Make a crane to commemorate Sadako Sasaki (victim of bomb blast)	Characterize the implications of India's contacts with regions outside India in the fields of religion, art, architecture and factors that change janapadas into mahajanapadas	Map work: On an outline map of India, mark the 16 mahajanapadas and Brochure Making
		II	14. The Realms of the Earth	5	Distinguish between lithosphere, hydrosphere, atmosphere and biosphere	Explain about the layers that form the crust of the earth, how the natural balance is disturbed in the biosphere and causes and effects of global warming	Text book, PPT	9 th AUGUST – NAGASAKI DAY Effects: Hiroshima/Nagasaki Day serve as a day of remembrance and focus for anti-war and anti-nuclear demonstration in several countries	Make a placard: To portray the Quit India Movement	Recognises the major components of the earth, diagrams in order to understand lithosphere, hydrosphere, atmosphere and biosphere, directions on the flat surface and continents and oceans on the world map	Sketch a diagram: Draw a neat diagram to show the water cycle and label the different stages Browse and share: Suggest your ideas to stop global warming

AUGUST	III	15. Essence of Democracy	5	Discuss the key elements that influence the functioning of a democratic government, people's participation can be through election and public opinion and their rights like right to vote	Highlight the three-fold division of powers in India and the role of public opinion in a democracy.	Text book, picture	8 th AUGUST - Quit India Movement: In August 1942, the Congress adopted the Quit India Resolution to compel the British to leave the country	Poster Making: Make a poster on Equality and Justice for the class	Voice opinion on the basic features of democratic government in India and the reasons for conflicts, ways to resolve it.	Voting for Class Monitor: Discussion based on the principles of democracy, five steps to elect your class monitor.	
	IV	16. New Ideas and New Religion	5	Develop an awareness of Upanishads and the causes for the growth of new religious ideas in 6 th century BCE, relate the importance of religions – Buddhism and Jainism, its concept and Life of Buddha and Mahavira and know about their source material	Explain the term Upanishad and the main teachings of Upanishad, the reasons for the emergence of new ideas in India and Compare Buddhism and Jainism	Text, lecture, PPT, Map	The Cabinet Mission Plan: The British Prime Minister Clement Attlee declared that Britain would quit India by June 1948. A cabinet mission visited India in 1946 to make recommendations for constitutional reforms.	Group Discussion: Topic: How one can follow the rules of the eightfold path.	Analyse basic ideas and values of various religions and systems of thought during ancient period and personalities mentioned in literary work of the times.	Dialogue writing and Map work Social behaviour can be seen as similar to an exchange of goods with an expectation that when you give, you will receive the same.	“Good social behaviour is based on strong clear and contended mind” H. H. Maharishi Mahesh Yogi
SEPTEMBER		HALF YEARLY EXAMINATION									
OCTOBER	I	17. The First Empire: The Mauryas	5	Familiarize the students with the concept of Mauryan Empire in unifying India and to know the inscriptions as important sources of the ancient history of India	Explain how Chandragupta Maurya established the Mauryan empire with the help of Chanakya, list out the sources of the Mauryan dynasty and the Kalinga War	Maps, PPT, pictures of Asokan edicts	26 th OCTOBER – VIGILANCE AWARENESS WEEK Observance of Vigilance Awareness week every year during the last week of October	Design a logo: To depict the Vigilance week Map work: Mark the extent of the Mauryan empire	Insight into the measures taken by Ashoka to spread Buddhism	Skit and Coin Designing Ashoka's dhamma, based on human values and a code of conduct, to be kind and tolerant towards all.	“The philosophy of life is this: Life is not a struggle not a tension. Life is bliss. It is eternal wisdom, eternal existence.” H. H. Maharishi Mahesh Yogi

II	18. Continents and Oceans	2	Activity				The Vigilance Awareness is taken up to encourage all stakeholders to collectively participate in the prevention of corruption and today's public awareness			MAKE A PORTFOLIO: Pictures of sites of geographical, historical and tourist interest from each continent	
III	19. Local Self-Government	3	Insight on different bodies of local self-government.	Explain the responsibilities and functions of different levels of local government	Text book, PPT	Aspects of Vigilance Awareness: Preventive, Punitive and Participative	Interviewing: Prepare a list of questions that you would like to ask a mayor	Critically analyse how Panchayats help in the participation of rural people in a democracy	FLOW CHART: To show the hierarchy of local self-government.		
IV	20. Major Relief Features of the World	4	Understand the different relief features and the effects of human modification on the environment	Depict the different types of landforms, types of mountains and the life of people on different landforms	World map, Text book, PPT	Process of Vigilance: In modern psychology vigilance also termed sustained concentration, is defined as the ability to maintain concentrated attention over prolonged periods of time	Draw and Label: Draw neat. Labelled and coloured sketches of given geographical features: Volcanic Mountain, Block Mountain	Differentiate between landforms and their uses and mark the different landforms on outline world map	DIORAMA Make a 3d model of any landform *DISCUSSION FORUM GROUP DISCUSSION activity on best suited land for habitation		

OCTOBER	V	21. The Second Urbanization	5	Point out the variety of early urban centres— coastal towns, capitals, religious centres and the use of archaeological material	Explain the term Urbanization and the features of second Urbanization, the idea of guilds and how they functioned and helped in expansion of trades in ancient India	PPT, Pictures, Map	26 th OCTOBER – 1 VIGILANCE AWARENESS WEEK Theme of Vigilance Awareness: Independent India @ 75: Self Reliance with Integrity	Make a collage: Collect pictures and photographs of towns and cities	Trace the origins and histories of towns, many of which survive today	MAP WORK Locate important port towns, religious centres and craft town on an outline map of India PIC AND TICK Study the given picture and answer the questions that follow
NOVEMBER	I	22. Reaching Out to Distant Lands	6	Understand the meaning of Sangam age and impact of the foreign invasions on India.	Explicate the contribution of sangam literature in understanding the different rulers of Sangam age	PPT, Map, Pictures	26 th NOVEMBER - The Constitution Day: The word 'constitution' comes from the Latin word 'constitutio' which refers to regulation and orders. A Constitution is set of fundamental laws and basic principles according to which a state or country is governed	Poster making: Art and architecture of ancient period	Describe the implications of India's contacts with regions outside India in the fields of religion, art, architecture etc. and impact of foreign invasions on Indian culture	BROCHURE DESIGNING Prepare a travel brochure on the Silk Route and list the items of trade MAPWORK Mark the extent of empires of foreign invaders on map of India

NOVEMBER	II	23. India – Physical Features	5	Relate the importance of Relief features in terms of economic development of the country	Explain the terms Peninsula Strait, Delta, Estuary	India Physical Map, Text book, Pictures	Importance of Laws: We all need rules and regulations in our lives. If there were no laws, the concentration of power will be in few hands	Map work: Mark the five main rivers of India on an outline map of the country.	Analyse the productive and protective role of Himalayas broad physiographic divisions of India and distinguish between Western Ghats and Eastern Ghats	MAP PUZZLE: On physical divisions of India map India is considered as a tourist’s delight. From north to south and from east to west, there are many natural features that attract tourists	“ Nature is favourable to our effort when human awareness is being established more and more in pure consciousness ” H. H. Maharishi Mahesh Yogi
	III	24. Urban Local Self-Government	4	Know the importance and need for a local government and assess its needs, evolution of local government and the objectives, functions and sources of income	Describe the composition and functions of the institutions	PPT, Pictures, Text book	Importance of Constitution: The fundamental rights and the duties. Apply the knowledge of the rights to find out about the violation, protection and promotion in a given situation	Make a Chart: Collect pictures and articles related to the functions of the municipal corporation	Awareness of decentralization of power is important at all levels for effective governance and helps to solve local problems	DEBATE TOPIC: ‘e-governance is the future of urban local governance in India’	

NOVEMBER	IV	25. India from the 4 th Century CE to the 7 th Century CE	7	Become aware that Prashastis were unique inscriptions and the rise of Samantas	Explain that the Gupta Period of India was characterized by flourishing arts, fabulous literature, and stupendous scholars and the rule of Harsha	PPT, India map, Pictures	26 th NOVEMBER – CONSTITUTION DAY Preamble of the Constitution: A Preamble is an introduction to a document and outlines the vision of the document. The original preamble stated India to be a 'Sovereign Democratic Republic.'	Pledge: Pledge taking ceremony to mark the celebration of Constitution	Analyse the relevance of Prashastis in understanding the contribution of rulers and information about the life of ordinary people	BLOOMING POET Create a Prashasti on your mother FACT FILE Collect pictures and information 'golden age of Gupta' and present as a file	
	V	26. Urban Livelihood	2	Activity					Make a Report: Speak to your driver, domestic help or a daily wage worker about their livelihood		
	II	ASSESSMENT						10 – WORLD HUMAN RIGHTS DAY Human Rights Day is observed every year on 10 th December – the day the United Nations General Assembly adopted in 1948, the Universal Declaration of Human Rights (UDHR).	Poster Making: Theme- Equality – Reducing inequalities, advancing Human Rights		

JANUARY	I	27. Climate of India	5	List out the factors affecting the climate and the different seasons of India with its impact	Describe the distinct seasons of India and why Indian climate is known as Monsoon climate	Globe, India Map, Pictures, Text book	History of Nethaji Subash Chandra Bose: Nethaji was an Indian nationalist whose defiance of British authority in India made him a hero among Indians.	PPT: Prepare a Power Point Presentation on favourite season	Describe the influence of land, climate, vegetation, and wildlife on the human life	PALETTE PLATTER Illustrate the four seasons	
	II	28. Flowering of Culture and Science	5	Outlines India's significant contributions in culture, science, astronomy, medicine, mathematics, and knowledge of metals	Discuss the architecture of Ajanta caves, Ellora and Shore temples	Pictures, Text Book, Jataka Tales	His Contribution: A participant of the Non-Co-operation Movement and the leader of the INA	Debate: Topic: The Iron pillar at Mehrauli in Delhi	Develop a sense of appreciation of textual and visual traditions of the period and the art and architecture of ancient India	CHART WORK Make a chart on different literary sources of ancient India STORYBEATZ Create your own animal story with a moral based on it	
	III	29. Rural Administration	4	Realise the need of police stations in rural areas and to know about the New Hindu Succession Amendment Act-2005	Elucidate how land records are maintained and how conflicts related to land holdings are dealt with	Text books, Pictures, PPT	Why was Bose called Nethaji? Subash Chandra Bose was a great leader of India. His countrymen called him Nethaji because he led them on the right path.	Tree diagram: Make a tree diagram to explain the administrative set-up of the police system in the state	Examine the role of Police, Patwari, Tehsildar and District Collector	Chart work: A good administrative system is important for development. List out all the points of good administration	

JANUARY	IV	30. Natural Vegetation and Wildlife	5	Construe the influence of land, climate, vegetation, and wildlife	Determine the term natural vegetation, the different kinds of Forests and their features	PPT, Pictures, Map	<p>23th JANUARY 1895 – NETHAJI'S BIRTHDAY</p> <p>INA: He formed the Azad Hind Fauj also known as the Indian National Army. The INA along with the Japanese forces, advanced towards India through Burma.</p> <p>The defeat of the Japanese in the II World War ends the efforts of the INA. The British captured and tried some of the INA soldiers</p>	Slogan Writing: Nethaji's Quotes	Analyse the distribution of natural vegetation and the role of Government in conserving wildlife and natural vegetation	<p>MAP WORK Draw the distribution of forests of India</p> <p>SLOGAN WRITING Write a slogan on conservation of wildlife/forests</p> <p>Forest provides us with many benefits – refresh the air ad to the natural beauty and also habitats for animals</p>	<p>"When you forgive all, nature enjoys your brilliance and returns joy to you."</p> <p>H. H. Maharishi Mahesh Yogi</p>
	V	31. Rural Livelihoods	2	Activity			<p>30th JANUARY – MARTYRS DAY / People observe a two-minute silence in memory of Indian freedom fighters who sacrificed their lives at the Altar of Motherland</p>				

FEBRUARY		PREPARATORY EXAMINATION	<p>14th FEBRUARY – BHAGAT SINGH AWARDED THE DEATH SENTENCE</p> <p>Bhagat Singh was hanged by the British after being tried on charges of hatching a plot against the colonial government.</p>	Quotes Writing: Explore Bhagat Singh Quotes			
MARCH		YEARLY EXAMINATION	<p>15TH MARCH - WORLD CONSUMERS DAY</p> <p>World Consumer's Rights Day, celebrated on March 15th every year and brings awareness about the consumer rights and needs</p>	Poster Making: Do a poster on World Consumer's Day			



HEAD MISTRESS



Sr. HEAD MASTER /
CHIEF ACADEMIC ADVISOR



Sr. PRINCIPAL /
CHIEF EDUCATION OFFICER

JAI GURU DEV
MAHARISHI VIDYA MANDIR SENIOR SECONDARY SCHOOL, CHENNAI – 31.
SYLLABUS FOR THE ACADEMIC YEAR 2022 – 2023

CLASS : VI

SUBJECT: COMPUTER SCIENCE

MONTH	TOPIC / CHAPTER	NO. OF PERIODS	AIM / LEARNING OBJECTIVE	METHODOLOGY / PRESENTATION	TOOLS / TEACHING AIDS / EXPERIMENT / TECHNIQUES	LEARNING OUTCOMES	EVALUATION BASED ON PROJECT / ASSIGNMENT / ACTIVITIES
APRIL	1) Information Security	8	Mobile OS models and its securities.	Different kinds of OS of mobiles will be shown in smart board.	PPT will be shown in the smart board / panel, to classify the Mobile Operating System and their companies	Secure the mobile data / information from the unauthorised persons	Create chart work on mobile OS models.
JUNE	2) Mastering Windows 10	8	Windows 2010 settings and changing the controls of input device	Demo will be given during the lab session	Software interface tools will be explained through the smart panel.	Responds on Windows 10 OS icons	Chart work on Windows OS in different timings.
JULY	3) Online User interface Design Tool	8	Draw 2D Animation images / templates using FIGMA s/w	Demo will be given to create objects in the 2D Animations.	FIGMA tools will be explained through demo in the lab session.	Getting Started in FIGMA, Controlling FIGMA Interface	Create 2D animation images in the Lab sessions.
	4) Tools and Commands in FIGMA	8	Explore the animation tools in FIGMA s/w	Live demo will be given to the students.	FIGMA tools will be explained through demo in the lab session.	Creating templates	Create 2D animation images in the Lab sessions.
AUGUST	5) Hyper Text Markup Language.	8	Basic HTML tags, create simple webpage	Programs will be created to show the output	Smart Panel, Notepad and HTML tags	Creating the webpage using HTML tags	Create a webpage to display their name and hobbies
SEPTEMBER			HALF-YEARLY EXAMINATION				
OCTOBER	5) Hyper Text Markup Language. (Cond)	8	Basic HTML tags, create simple webpage	Programs will be created and shown the output	Smart Panel, Notepad and HTML tags	Creating the webpage using HTML tags	Create a webpage to display their name and hobbies

NOVEMBER	6) Using Mail Merge	4	Invite different members for the events	Demo will be given to the students during Class and Lab sessions.	Mail Merge feature could be shown in the smart Panel	Creates letters and envelopes in MS Word	Creating invitation in MS-Word and inserting the Mail Merge.
	7) Formatting, Formulas and Functions in Excel	4	Manipulating the numbers using Formulae	Demo will be given to the students during Class and Lab sessions.	Apply the Formula, functions with syntax to get an answer in the MS Excel	Manipulating large numbers with formula and functions	Create a chart work with necessary syntax to apply Formula and Functions in MS Excel
DECEMBER	8) Inserting Tables and Objects in PowerPoint	6	Adding tables, pictures and media in the slide	Demo will be given to the students during Class and Lab sessions.	Smart board demo on PPT slides.	Presenting the Slides	Add their family member pictures with audio
JANUARY	9) Animating Text and Object in PowerPoint	6	Adding the animation and transition to the objects in the slide	PPT will be shown about animation of slides.	Smart board demo on PPT slides.	Apply various types of animation and transition to the objects as well as slide in the presenter's view	Creating basic presentation on any one of the title / topic.
FEBRUARY	10) Introduction to Machine Learning	2	Introduce Artificial Intelligence concepts, machine learning based models.	PPT and video will be shown about AI concepts.	Information on Artificial Intelligence and Debate	Classify Audio and Image Data	Preparation of chart work based on AI/Learning concepts.
	PREPARATORY EXAMINATION						
MARCH	YEARLY EXAMINATION						


HEAD MISTRESS


Sr. HEAD MASTER /
CHIEF ACADEMIC ADVISOR


Sr. PRINCIPAL /
CHIEF EDUCATION OFFICER

JAI GURU DEV
MAHARISHI VIDYA MANDIR SENIOR SECONDARY SCHOOL, CHETPET, CHENNAI – 31
SYLLABUS FOR THE ACADEMIC YEAR 2022 – 2023

CLASS: VI

SUBJECT: MUSIC

MONTH	CLASSICAL MUSIC	SLOKAS & SONGS	PAGE NOS.	NO.OF PERIODS	LEARNING OUTCOME	TOOLS / TEACHING AIDS / EXPERIMENT/ TECHNIQUES	WILL BE EVALUATED ON
APRIL	Jantai (1)	Narayanam National Anthem Song Gurunada	24 Diary 28	4	Sings Guru slokas and patriotic songs with proper pronunciation.	Bhajan book	Effectiveness of performance.
JUNE	Jantai (2)	Omnamo Gajananaya Gajananam Tender Flowers SadguruNadane	30 32 Diary 28	4	Sings Ganapathy slokam and school song sincerely.	Bhajan book	
JULY	Jantai (3)	Neerarum Pillaiyarpillaiyar	Diary 33	4	Sings patriotic song and Ganapathy song with devotion.	Bhajan book	
AUGUST	Jantai (1,2,3)	DanamTarum Flag Song	19 102	4	Sings Devi song and flag song with devotion and patriotism.	Bhajan book	
SEPTEMBER	HALF YEARLY EXAMINATION Examination will be conducted and grades will be given based on their skills in Sruthi, Rhythm and Melody.						

OCTOBER	Melstayi (1)	NamosthuRamaya Muthana	13 44	4	Recites sloka and Murugan song with bakthi.	Bhajan book	Mass chanting and Mass bhajan.
NOVEMBER	Melstayi (2)	DanvantrislokaHarahara bolo	72	4	Recites Danvantri mantra and Shiva song with dedication.	Bhajan book	
DECEMBER		Tiruvarutpa			Recites shiva song clearly.		
JANUARY	Melstayi (3)	Om SarvesamEashwara Allah	24 105	4	Chants positive mantra and Eashwara Allah with energy.	Bhajan book	
FEBRUARY	Melstayi (3)	VandeVeeram	66	4	Sings Hanuman song with faith.	Bhajan book	
MARCH	YEARLY EXAMINATION Examination will be conducted and grades will be given based on their skills in Sruthi, Rhythm and Melody.						



HEAD MISTRESS



**Sr. HEAD MASTER /
CHIEF ACADEMIC ADVISOR**



**Sr. PRINCIPAL /
CHIEF EDUCATION OFFICER**

JAI GURU DEV
MAHARISHI VIDYA MANDIR SENIOR SECONDARY SCHOOL, CHETPET, CHENNAI – 31
SYLLABUS FOR THE ACADEMIC YEAR 2022 – 2023

CLASS: VI

SUBJECT: ART AND CRAFT EDUCATION

MONTH	TOPIC	NO. OF PERIODS	AIM / LEARNING OBJECTIVE	METHODOLOGY / PRESENTATION	TEACHING AIDS / RESOURCES / REFERENCE	ACTIVITIES INVOLVED IN BRINGING OUT THE SIGNIFICANCE OF LEARNING	LEARNING OUTCOMES	EVALUATION BASED ON PROJECT / ASSIGNMENT / ACTIVITIES
APRIL	PENCIL SHADING, GREETING CARD	4	To teach them create the image of any light and shadow object. To teach the student observe the highlights and dark values and shade with pencil.	By explaining about source of light, what is pencil shading and types of pencil shading.	Black board, Colour chalk, Sample piece, chart paper, craft paper and glue.	Children will be encouraged to prepare more of this kind of drawings and craft.	To learn about pencil shading and paper collage neatly and properly.	Grades will be awarded to the students according to their drawing and craft.
JUNE	STEP BY STEP QUILLING PHOTO FRAME	4	To teach students step by step drawings and instruct them to complete the picture as done on the previous page.	By explaining about step by step drawing	Black board, Colour chalk, Sample piece, Quilling paper, quilling tool, photo frame.	Children will be encouraged to prepare more of this kind of drawings and craft.	To learn step by step drawings and colouring.	Grades will be awarded to the students according to their drawing and craft.
JULY	A JOY RIDE ON A VILLAGE ROAD	4	To teach them to complete the scene using their own imagination, and instruct the children to colour it according to their own choice.	By explaining about step by step drawing. Instruct them to complete the scene with pencil and do colouring.	Black board, Colour chalk, Sample piece, chart paper and black sketch.	Children will be encouraged to prepare more of this kind of drawings and craft.	To learn about step by step drawings and colouring.	Grades will be awarded to the students according to their drawing and craft.
AUGUST	STEP BY STEP DRAWING, TIGER	4	To teach them step by step drawings as done on the previous page and instruct them to complete the picture.	By explaining about step by step drawing, and paper folding for Tiger.	Black board, Colour chalk, Sample piece, chart paper, craft paper and glue.	Children will be encouraged to prepare more of this kind of drawings and craft.	To learn about step by step drawings, colouring and simple paper foldings.	Grades will be awarded to the students according to their drawing and craft.
SEPTEMBER	COMPLETE THE DRAWING LITTLE FRIENDS	1	To teach the children complete the drawing and colouring.	By explaining about step by step drawing and instruct them to complete and do colouring.	Black board, Colour chalk, Sample piece, chart paper, craft paper and glue.	Children will be encouraged to prepare more of this kind of drawings and craft.	To learn about step by step drawings and colouring.	Grades will be awarded to the students according to their drawing and craft.
OCTOBER	STEP BY STEP	4	To teach them to draw step by step drawing as done on the previous page and complete the picture.	By explaining about step by step drawing	Black board, Colour chalk, Sample piece, chart paper, craft paper and glue.	Children will be encouraged to prepare more of this kind of drawings and craft.	To learn step by step drawings and colouring.	Grades will be awarded to the students according to their drawing and craft.

NOVEMBER	PENCIL SHADING LANDSCAPE, COLLAGE WORK	4	To teach them about the pencil shading and complete the landscape as done on the previous page.	By explaining about what is pencil shading and make them complete the picture as done.	Black board, Colour chalk, Sample piece, chart paper, craft paper and glue.	Children will be encouraged to prepare more of this kind of drawings and craft.	To learn step by step drawings, colouring and do paper collage neatly and properly.	Grades will be awarded to the students according to their drawing and craft.
DECEMBER	STEP BY STEP Door Hanging	1	To teach them draw step by step drawings as done on the previous page and complete the picture.	By explaining about step by step drawing	Black board, Colour chalk, Sample piece, materials of door hanging.	Children will be encouraged to prepare more of this kind of drawings and craft.	To learn step by step drawings and colouring and do craft work neatly.	Grades will be awarded to the students according to their drawing and craft.
JANUARY	BUTTERFLIES AND MOTHS DRAW IN COLOUR	4	To teach them draw and colour butterflies and moths.	By explaining about step by step drawing and instruct them to complete butterfly and moths.	Black board, Colour chalk, Sample piece, chart paper, craft paper and glue.	Children will be encouraged to prepare more of this kind of drawings and craft.	To learn step by step drawings and colouring.	Grades will be awarded to the students according to their drawing and craft.
FEBRUARY	STEP BY STEP	4	To teach them draw step by step drawings as done on the previous page and complete the picture.	By explaining about step by step drawing	Black board, Colour chalk, Sample piece, chart paper, craft paper and glue.	Children will be encouraged to prepare more of this kind of drawings and craft.	To learn step by step drawings and colouring.	Grades will be awarded to the students according to their drawing and craft.
MARCH	PENCIL SHADING DECORATIVE HANGER	1	To teach them about the pencil shading and complete the picture.	By explaining about what is pencil shading and make them complete the picture as done.	Black board, Colour chalk, Sample piece, craft paper, glue, scissors, thread.	Children will be encouraged to prepare more of this kind of drawings and craft.	To learn step by step drawings, colouring and simple paper foldings.	Grades will be awarded to the students according to their drawing and craft.



HEAD MISTRESS



**Sr. HEAD MASTER /
CHIEF ACADEMIC ADVISOR**



**Sr. PRINCIPAL /
CHIEF EDUCATION OFFICER**

JAI GURU DEV
MAHARISHI VIDYA MANDIR SENIOR SECONDARY SCHOOL, CHETPET, CHENNAI – 31
SYLLABUS FOR THE ACADEMIC YEAR 2022 – 2023

CLASS : VI

Subject: Life skills

	MONTH	TOPIC / CHAPTER	NO. OF PERIODS	AIM / LEARNING OBJECTIVE	METHODOLOGY / PRESENTATION	TOOLS / TEACHING AIDS / EXPERIMENT /TECHNIQUES	LEARNING OUTCOMES	EVALUATION BASED ON PROJECT / ASSIGNMENT / ACTIVITIES
1	APRIL	Key Life skills	1	To know the categories of Life skills	Class discussion, Constructive learning Method (Construction of summaries by students)	Brainstorming worksheet	Understands meaning of life skills and identifies different categories of Life skills	Worksheet performance
		Knowing Myself	1	To understand one's own strength and weakness	Personal learning Method (process of constructing the learner's own personal knowledge and competences)	Brainstorming worksheet	Students will be able to acquire a sense of identity and recognize their likes and dislikes; Also understand the importance of self knowledge.	Worksheet performance.
		Wishes and Goals	1	To encourage children to understand the difference between wishes and goals and the importance of setting goal and encourage them to do the follow up.	Reflective learning Method (learners to go back and forth to reflect on their learning.)	Worksheets, Assignment	Students will be able to differentiate between wishing for something and achieving something and learn the importance of setting goals for positive self-esteem	CBSE Life skill manual activity :Wishes and Goals Worksheet : Goal planner Assignment:Goal Tracker
		Initial Evaluation	1	To be used only as an indicator and administered for further	Reflective and Introspective Method	Questionnaire	A continuous and comprehensive evaluation which graded based on their skills and attitudes to reflect the positive intents of the learners.	CBSE Life skills manual self assessment questionnaire (1-6)

2	JUNE	Critical thinking	1	To develop the ability of recalling and applying the knowledge in a situation	Group work, Debate	Debate cards, Reflection Sheet	Improves transparency and clarity among students	CBSE Life skill manual activity : Let's Debate
		Acceptance of differences	1	To encourage students to identify and understand differences and similarity	Story telling, Pairwork(Interview)	Posters, Story Book	Student learns to accept and celebrate differences	Student Activitiy Reflection
		Team work	1	To focus on group morale and promote team bonding	Game, Story building	Rope, Worksheets	Students should be able to develop good interpersonnal relationship.	Team work , Self Evaluaton Check list
		Initial Evaluation	1	To understand their current skill level.	Reflective and Introspective Method	Questionnaire	A continuous and comprehensive evaluation to reflect the positive intents of the learners.	CBSE Life skills manual self assessment questionnaire (7-10)
3	JULY	Verbal and Non-Verbal Communication	1	To develop the ability of identifying verbal and nonverbal communication	Personalised Learning method	worksheet, flash cards	Student will able to identify verbal and non-verbal communication.	Activity: Seeking Clarification is effective communication
		Expressing Ideas	1	To develop a positive relationships among their classmates for an effective communication	Reflection Learning Method	Pair work	Students will be able to explain and practise the importance of expressions, actions and words while communicating	CBSE Life skill manual activity : Use of Words, Actions and Expressions in teamwork
		Good Listening	1	This activity aims at developing the habit of good Listening among the Students	Pair Work	White board, Marker, and Worksheet	Understans that Listening is an important component of effective communication and also helps in building good relationships.	CBSE Life skill manual activity : Good Listening
		Digital literacy - Power point	1	To encourage students to present their ideas in a sequential manner	Individual work	Presentation	Students are able to brainstorm and generate new ideas and able to Express their views.	Presentation

4	AUGUST	Give Respect to Earn Respect	1	The students will be able to understand the concept of respect	Individual work	Whiteboard, marker pens and duster	Students are able to identify respectful behaviours and the impact of such behaviours	CBSE Life skill manual activity: Give Respect to Earn Respect
		It is Nice to be Kind	1	To explore the ways to be kind in our daily encounters	Group work	Sample situations, Chart paper, Sketch Pens	Student will be able to understand of being kind to their family members, handicapped people and old people	CBSE Life skill manual activity : It is Nice to be Kind
		The Animal we like	1	To understand that every creature needs to be appreciated and respected	Group Activity	Magazine with pictures of animals and children Crayons/marker Scissors thread Glue	Students are able to understand that all living things need respect and protection	CBSE Life skill manual activity : The Animals we like
		Learners Review	1	To enhance his knowledge about Empathy	Class discussion, Constructive learning method	Mind map	Student will recall and express his knowledge	Poster
SEPTEMBER		HALF-YEARLY EXAMINATION						
5	OCTOBER	Problem solving	1	To identify a problem, prioritizing and Implementing a solution.	Experiential Method	Demonstration Case study, Survey	Students will be able to work together in groups and be creative	CBSE Life skill manual activity : Paper Structure
		Decision Making	1	Students are encouraged to take prompt decisions while facing critical situations.	Individual/ Pair activity	Class discussion and Worksheet	Students will be able to take right and sensible decisions at t dangerous situation .	CBSE Life skill manual activity : Safety Skills
		Academic Integrity (Being Honest)	1	To develop student's confidence and build a positive personality	Personalised Learning Method	Discusssion and Brainstorming	Students understands the value of being Honest. The activity enhance positive personality	CBSE Life skill manual activity : Games
		Learners Review	1	To enhance his knowledge about Values and skills	Class discussion, Constructive learning Method	Papers, Worksheet	Student will recall and express his knowledge	Journal work

6	NOVEMBER	Friendship	2	To identify all the relationships, the nature of these relations and their importance in life	Activity based	Discussion and Experiential Learning	Students are able to Identify and analyse the nature of Relationships.	CBSE Life skill manual activity : Interacting with Peers
		Feeling Words	1	To learn new feeling words which in turn will help them to express their feelings properly	Whole Class	White board and marker pens	Students will be able to articulate feelings of self and others in a better way	CBSE Life skill manual activity : Feeling Words
		Beyond Appearance	1	To make proper judgements regarding others beyond appearance	Whole class	Whiteboard, marker pens	Students will be able to analyze the importance of knowing people beyond appearance	CBSE Life skill manual activity : Beyond Appearance
		Relationship Web	1	To identify all the relationships, the nature of these relations and their importance in life	Activity based/ Experiential Learning	Chart paper, Sketch Pens	Students are able to Identify and analyse the nature of Relationships.	CBSE Life skill manual activity: My Relationship Web
7	DECEMBER	Identifying Emotions	1	To encourage students to understand and recognise their emotions.	Personalised and cooperative learning method	Sample situations, Chart paper, Sketch Pens	Students are able to Identify and analyse the nature of Emotions	Flash cards
		Managing Emotions	1	To understand various ways of managing Anger	Group Activity	Flipchart paper, pen, copies of worksheet, whiteboard and marker pens.	Students will be able to learn positive and safe ways of managing their anger	CBSE Life skill manual activity: Getting Acquainted
		Relaxation training	1	To understand the role of Exercise and relaxation.	Experiential Learning Method	Instructions	Students will be able to use healthy ways of expressing Emotions	Worksheet : self- reflection
		Learners Review	1	To enhance his knowledge about Emotions	Class discussion, Constructive learning Method	Papers, Worksheet	Student will recall and express his knowledge	Journal work

8	JANUARY	All about Stress	1	To understand the part of Stress in their life	Class discussion, Constructive learning Method	Brainstorming worksheet	Students will be able to understand the concept of stress	CBSE Life skill manual activity 1 : What happens when stressed?
		Managing Stress	1	To understand the part of Stress and the different ways to cope with stress	Class discussion, Constructive learning Method	Brainstorming worksheet	Students will be able to understand the various causes of stress	CBSE Life skill manual activity : Stress Snap
		Time Management	1	To identify effective time management and their barriers	Class discussion, Constructive learning Method	Making To -do list Journal	Students will identify steps to overcome barriers to effective time management	Journal
		Learners Review	1	To enhance his knowledge about Stress	Class discussion, Constructive learning Method	Charts, book: All about Stress	Student will recall and express his knowledge	Poster
	FEBRUARY	Review my skills	1	To measure the change in the student's skill sets	Reflective and Introspective Method	Questionnaire	Students are able to apply the learned skills and demonstrate positive attitude towards life.	CBSE Life skills Manual Self Assessment Questionnaires (1-5)
		Review my skills	1	To measure the change in the student behaviour	Reflective and Introspective Method	Questionnaire	Students adopt good leadership behaviour for empowerment of self and others.	CBSE Life skills Manual Self Assessment Questionnaires (6-10)
		Review my values	1	To measure the change in the student values	Reflective and Introspective Method	Journals	Students are able to set appropriate goals, manage stress and time effectively.	Journals
		Review my soft skills	1	To measure the change in the student skill sets	Reflective and Introspective Method	Portfolio	Students are able to combine knowledge, skills and values into a whole and reflect their knowledge effectively in the society.	Portfolios
	MARCH	YEARLY EXAMINATION						


HEAD MISTRESS


Sr. HEAD MASTER /
CHIEF ACADEMIC ADVISOR


Sr. PRINCIPAL /
CHIEF EDUCATION OFFICER

JAI GURU DEV
MAHARISHI VIDYA MANDIR SENIOR SECONDARY SCHOOL, CHETPET, CHENNAI – 31
SYLLABUS FOR THE ACADEMIC YEAR 2022 – 2023

CLASS: VI

SUBJECT : HEALTH AND PHYSICAL EDUCATION

MONTH	TOPIC / CHAPTER	NO. OF PERIODS	AIM/LEARNING OBJECTIVE	METHODOLOGY/ PRESENTATION	TOOLS / TEACHING AIDS /TECHNIQUES	LEARNING OUTCOMES	WILL BE EVALUATED ON
APRIL	Marching <ul style="list-style-type: none"> Fall in single rank Stand –at- ease, Stand easy Dressing-right dress, eyes front Turn at halt, Right turn, Leftturn, About turn Mark time with turn Change step in mark time 	8	To teach terms and techniques in marching.	The teacher will demonstrate the marching skills to the students.	Demonstration -Part – whole – part method. Band materials	<ul style="list-style-type: none"> Improvement in bearing. Smartness in appearance and turn out. Co – ordination among various segments. Sense of discipline, self confidence. Quality of immediate and implicit obedience to orders. Knowledge of drill and marching. 	Timing, Rhythm, Response to command.
JUNE	Callisthenic Free hand exercises SEWA : Project on sapling plantation	8	To teach the importance of coordination and endurance.	The teacher will demonstrate the free hand exercise with the counts to the students.	Demonstration –Oral instructions Part by part method.	<ul style="list-style-type: none"> Development of health related physical fitness and motor fitness factors such as speed, strength, agility, flexibility explosive power, muscular and cardio – vascular endurance. Sense of physical and mental well-being. Knowledge about physical fitness and its relationship to exercise. 	Graceful Rhythmic movements, Uniformity for music or count.
JULY	Rhythmic and light Apparatus <ul style="list-style-type: none"> Dum bells – 2 exercises Indian Clubs – 2 exercises Lezim – 2 exercises 	8	To teach the sense of rhythm and coordination.	The teacher will give the rhythmic count to the students to do the rhythmic and light apparatus exercise.	Demonstration -Part – whole – part method Dum Bells Indian Club Lezim Drums	<ul style="list-style-type: none"> Sense of rhythm Creative self-expression Physical recreation and enjoyment Appreciation of concepts such as unity in diversity and national integration Understanding of our culture 	Graceful Rhythmic movement Uniformity to music or count.
AUGUST	INDIGENOUS EXERCISES Dands & Baithaks <ul style="list-style-type: none"> Ordinary dand Frog dand Namandan Baithak Baithak with single arm movement 	8	To improve health related physical fitness, muscular strength and knowledge of dands and baithaks.	The teacher will demonstrate indigenous exercise and make them to practise the exercises.	Demonstration part – whole –part method Mat	<ul style="list-style-type: none"> Development of health related physical fitness and motor fitness Muscular endurance and muscular strength Appreciation of Indian system of physical culture Knowledge of dands and baithaks 	Performance and with standing capacity.
SEPTEMBER	HEIGHT & WEIGHT MEASUREMENT Gymnastics and Pyramids(Stunts, Tumbling) <ul style="list-style-type: none"> Free standing Chicken walk Raising sun Forward roll From full bend 	4	To teach techniques and coordination in gymnastics and pyramids	The teacher will explain the gymnastics and pyramids skills and make the students to do the stunts and tumbling.	Demonstration part – whole –part method Mat	<ul style="list-style-type: none"> Development of major muscle group Organic fitness Neuro – muscular co-ordination Knowledge of the activity Understanding the role of physical activity for a healthy life Knowledge of managing body equilibrium 	Performance and with standing capacity.

	<p>From stand Hand stand</p> <p>Pyramids</p> <ul style="list-style-type: none"> • Double men pyramid • Three men pyramid 					<ul style="list-style-type: none"> • Knowledge of collective strength 	
OCTOBER	<p>Yogasana</p> <ul style="list-style-type: none"> • Padmasana • Arthakati Chakrasana • Bhujangasana • Shalabasana 	8	To teach the methods and techniques in asanas	The teacher will make the students to demonstrate the asanas	<p>Demonstration Part – whole – part method</p> <p>Mat</p>	<ul style="list-style-type: none"> • Development of major muscle group • Organic fitness • Neuro – muscular co-ordination • Knowledge of the activity • Understanding the role of physical activity for a healthy life • Knowledge of managing body equilibrium • Knowledge of collective strength 	<p>Students to do Asanas chosen by the teacher among the items taught for the year. Approach holding of the posture and proper breathing to be given weight age in evaluation</p>
NOVEMBER	<p>Major Games</p> <ol style="list-style-type: none"> 1. Volleyball <ul style="list-style-type: none"> • Service • Upper arm pass • Under arm pass 2. Foot ball <ul style="list-style-type: none"> • Dribbling • Kicking 3. Kabaddi <ul style="list-style-type: none"> • Raiding • Catching 4. Kho – Kho <ul style="list-style-type: none"> • Chasing • Running 	8	To teach the basic skills in major games.	The teacher will demonstrate the skills of major games .	<p>Demonstration with expansion of the Asanas by the teacher , method of breathing benefits of particular Asana to be made clear. Students to do the Asanas, in the initial stages to slow counts given by the teacher.</p> <p>Mat</p>	<ul style="list-style-type: none"> • Correct breathing habit and desirable body posture • Better range of movements in joints • Increase resistance power of the body to certain illness • Muscles that are not usually exercised are involved • Awareness of our cultural heritage • Self-discipline and concentration • Knowledge of Yoga exercises and understanding its influence on human body • Application of Yoga exercises to the health needs of the individual. 	<p>Students to do Asanas chosen by the teacher among the items taught for the year. Approach holding of the posture and proper breathing to be given weight age in evaluation</p>
DECEMBER	<p>HEIGHT & WEIGHT MEASUREMENT</p> <p>Track and Field</p> <ol style="list-style-type: none"> 1. Start <ul style="list-style-type: none"> • Bunch start • Medium start • Elongated start 2. Long Jump <ul style="list-style-type: none"> • Approach • Take off • Travel in air • Landing 3. Shot put <ul style="list-style-type: none"> • Grip • Stance • Gliding Put 	4	To teach the methods and techniques in track and field events.	The teacher will orally explain the track and field events to the students and make them to do the events.	<p>Demonstration Part – whole – part method</p> <p>Whistle Long jump pit Shot put Take-off board Toe board Starting block</p>	<ul style="list-style-type: none"> • Development of major muscle group and motor skills Knowledge of healthy and worthy use of the leisure time • Maintenance of physical fitness • Fun and pleasure • Healthy outlook • Development of team spirit and sportsmanship qualities • Knowledge of various skills of games 	<p>Style, interest and initiative rather than actual performance to be considered. Skill test of concerned games to be used. Knowledge gained to be assessed as part of theory examination (proper content balance to be followed)</p>

JANUARY	Minor Games <ul style="list-style-type: none"> • Ordinary tag • Free and caught • Nondi Tag (Hopping Tag) • Ostrich Tag • Squat Tag • The Hunter and the birds 	<p style="text-align: center;">8</p>	<p style="text-align: center;">To teach the importance of cooperation and coordination in team events.</p>	<p style="text-align: center;">The teacher will join with the students to demonstrate and will give the oral instructions of minor games.</p>	<p style="text-align: center;">Demonstration Oral Instructions</p> <p style="text-align: center;">Ball Chunnam</p>	<ul style="list-style-type: none"> • Develop co-operation • Develop knowledge about rules of the games • Plays an important role to remove fatigue • Creative happiness and pleasure • Develop Group co-ordination 	<p style="text-align: center;">Competitions and rewarding the winners.</p>
FEBRUARY	BMI CALCULATION AND HEALTH CARD ENTRY						
MARCH	HEIGHT & WEIGHT MEASUREMENT FOR YEARLY EXAMINATION						



HEAD MISTRESS



**Sr. HEAD MASTER /
CHIEF ACADEMIC ADVISOR**



**Sr. PRINCIPAL /
CHIEF EDUCATION OFFICER**

JAI GURU DEV
MAHARISHI VIDYA MANDIR SENIOR SECONDARY SCHOOL, CHETPET, CHENNAI – 31
SYLLABUS FOR THE ACADEMIC YEAR 2022-2023

CLASS: VII

SUBJECT: ENGLISH

MONTH	WEEK	TOPIC	NO. OF PERIODS	AIM / LEARNING OBJECTIVE	METHODOLOGY / PRESENTATION	TEACHING AIDS / RESOURCES / REFERENCE	DAYS OF IMPORTANCE	ACTIVITIES INVOLVED IN BRINGING OUT THE SIGNIFICANCE OF LEARNING	LEARNING OUTCOMES	EVALUATION BASED ON PROJECT/ ASSIGNMENT / ACTIVITIES	CORRELATING WITH CONSCIOUSNESS BASED EDUCATION
APRIL	I	PARTS OF SPEECH –(An introductory session)	4	<p>Students will be able to</p> <ul style="list-style-type: none"> understand Parts of Speech. state the definition of nouns, verbs, adjectives and adverbs. enhance students to understand the punctuation in written language. 	<p>RECIPE STRATEGY – an interactive session with the students to relate grammar in language application.</p> <p>CONSTRUCTIVIST APPROACH Construction of sentences using parts of speech.</p> <p>Q-SORT METHOD Implicit modeling of students' personalities in a game- based learning.</p> <p>TEACHER CENTERED METHOD</p> <ul style="list-style-type: none"> Chart presentation with all the punctuation marks and their purposes. 	<ul style="list-style-type: none"> PPT Smart board Charts Flash cards Dice 	<p>UGADI</p> <p>Discussion about history and significance of Ugadi</p>	<ul style="list-style-type: none"> ARTICLE WRITING Write an Article related to Ugadi. (Highlight the parts of speech in the script) STORY BOARD Students make a visualization of the sentences on the storyboard. PERSONALITY SORTING Students are asked to sort nouns, verbs, and adjectives into the correct backpacks. PUNCTUATION SCAVENGER HUNT <ul style="list-style-type: none"> Cover up some of the punctuation marks in the storybook. Think-Pair - Share 	<p>Students</p> <ul style="list-style-type: none"> identify the different parts of speech in the English language and its application. point out parts of speech using an arrow or other indicator. build a block of solid grammar skills. explain the major role played by punctuation in written language. 	<ul style="list-style-type: none"> Identify the parts of speech in given practice sheet. Punctuate a passage.(test) Parts of Speech play a vital role to construct a proper sentence. 	<p>“Without the knowledge of the absolute, education is meaningless”</p> <p>-H.H.Maharishi Mahesh Yogi</p>
				<p>Ch – 20- Punctuations</p>							

			communicate intended meaning to the reader.	<ul style="list-style-type: none"> Recognize and debunk punctuation. <p>ABSTRACT</p> <ul style="list-style-type: none"> Sentence structure while improving inference and reasoning skills. 			<p>PUNCTUATION PUPPET Read out of a book and decide which sentence ending is correct, hold it up the Punctuation puppet</p> <p>SENTENCE SHUFFLE FUN Create a collection of sentences with a number of punctuations</p>	<ul style="list-style-type: none"> highlight what they think, engaging and hands-on punctuation activities identify the different punctuation marks and their usage for proper written communication 		
II	<ul style="list-style-type: none"> PROSE : 1. When Wishes Come True 	4	<ul style="list-style-type: none"> enhance students' LSRW skills. improve their writing ability, comprehending skills and inferential skills. 	<p>ART INTEGRATION LEARNING Picturesque presentation with the new terms used to help students recognize the object and use the words in meaningful contexts. (either via power point or chart)</p> <p>MIND MAP of the characters, followed by narration of the story.</p> <p>GROUP DISCUSSION Description about the Author.</p>	<ul style="list-style-type: none"> PPT Text Book Flash cards Chart Hand outs 	Story Telling on Ugadi	<ul style="list-style-type: none"> FISH WISH Draw a fish in the chart. Assign students to select one of their wishes and share with their peer members –and suggest whether it comes true and stick it on the chart. PAIR ACTIVITY Identify Antonyms for the given synonym words. INTERESTING FACTS Rabindranath Tagore – About the Legend's life. 	<ul style="list-style-type: none"> appreciate the diverse genres and styles of writing. improves his/ her vocabulary know about the life history of the author. 	<ul style="list-style-type: none"> Questionnaire Recap. Frame sentences with the usage of given new words. 	

	III	<p>Grammar Book: Chapter:1- Nouns</p> <p>Chapter : 2 - Articles</p>	4	<ul style="list-style-type: none"> • help students' acquire basic language skills. • explain the role of noun. • improve their writing ability and comprehending skills. • List on the deco gloss approach, which offers a bridge between different language skills and promotes collaborative learning. 	<p>GRAPHICAL ELEMENTS</p> <ul style="list-style-type: none"> • Chart presentation on nouns. • Advanced groups focus on certain types of noun. • Identify the different types of nouns – effectively uses nouns in composition. <p>ICE - BREAKER</p> <ul style="list-style-type: none"> • An activity for the children to understand the difference between consonant and vowel sound. <p>SKIM AND SHARE</p> <ul style="list-style-type: none"> • Sequence of noun related pictures to draw the attention of the readers. <p>COMPARE AND CONTRAST</p> <ul style="list-style-type: none"> • Evaluate the effect of the application of articles by comparing them. 	<ul style="list-style-type: none"> • PPT • Smartboard • Text book • Flash cards 	<p>WORLD BOOK DAY Group Discussion about the famous epic characters</p>	<p>HIGH ROLLERS Students take it in turns to roll the dice and make a positive, negative sentence and question with the collective noun in the square.</p> <p>LIST OUT Write a letter on the board and write as many nouns within time frame.</p> <p>I SPY NOUNS Write every nouns they see in the classroom and state their kind.</p> <p>SENTENCE SCRABBLE Students arrange the given words into grammatically correct sentences.</p> <p>PICTURE DICTATION Describes a picture they have drawn or have been given by the teacher to another student, who tries to draw what they hear.</p> <p>MATCH IT Match the articles according to the picture card.</p>	<ul style="list-style-type: none"> • use correct terms of Collective nouns. • reinforce their knowledge of nouns. • classify every noun into different kinds. • identify and uses the articles within sentences accurately; classifies the difference between consonant and vowel sounds. • appreciate the diverse genres and styles of writing and improve his/ her vocabulary. • point out the differences and have a giggle. 	<ul style="list-style-type: none"> • Classify the givenwords into different kinds of nouns • Identify vowel and consonant sound in given sentences and use articles accordingly. 	
--	-----	---	---	--	---	---	---	---	---	--	--

	IV	W.S.: Paragraph, Summary and Essay writing Ref.: Grammar Book: Pg no. 216,232 & 235	4	<ul style="list-style-type: none"> improve Students' speaking skills. improve Students' writing skills. 	COLLABORATIVE LEARNING <ul style="list-style-type: none"> CODER STRATEGY - And the sandwich rule which is used for splitting the content into three. CONTENT WRITING <ul style="list-style-type: none"> Generating and building ideas in a group. 	<ul style="list-style-type: none"> PPT Smart board Chart 	23 – WORLD BOOK DAY Conducting quiz from Literature authors	ACT IT OUT <ul style="list-style-type: none"> Tell a story to the whole class. Act out a specific scene in the story using a range or props and materials to recreate a story. GALLERY - INFORMATION CORNER <ul style="list-style-type: none"> Origin of the book. 	<ul style="list-style-type: none"> practice a deliberate writing process with emphasis on research; writes sentences using limited vocabulary. collect news paper cuttings and Write a summary of the content. 	<ul style="list-style-type: none"> write up based on the given topic 	
J U N E	I	PROSE:2 The Happy Prince	5	<ul style="list-style-type: none"> enable them to understand the real experience of goodness. enhance students' LSRW skills. inculcate literary appreciation. 	CRITICAL THINKING MODEL READING <ul style="list-style-type: none"> Aural comprehension. COMIC STRIPS <ul style="list-style-type: none"> Rearranging the sequences of the story in an appropriate order. 	<ul style="list-style-type: none"> PPT Text Book 	INFORMATION <ul style="list-style-type: none"> What is International Yoga day? What is Yoga? 	ANALYSIS <ul style="list-style-type: none"> Analyze how particular elements of a story interact and how setting shapes the characters or plot. CREATING SHORT COMICS <ul style="list-style-type: none"> Each group needs to create a small comic and illustrate. 	<ul style="list-style-type: none"> sensitize the idea of Compassion, Sacrifice and Friendship. they resonate with the idea of happiness through charity and generosity. 	<ul style="list-style-type: none"> Comprehending skills will be evaluated by asking questions. We feel happy when we help the poor and the downtrodden people in the society. 	<p>“Life is not a struggle, not a tension. Life has not to be suffering. Life is bliss”</p> <p>- H.H.Maharishi Mahesh Yogi</p>

	II	<ul style="list-style-type: none"> POEM: 1 Mother to Son <p>GR : CH-3 PRONOUNS</p>	7	<ul style="list-style-type: none"> show that the strongest people in life persevere through difficulties. analyze a particular point of view or cultural experience reflected in a work of literature. define and identify pronouns in text. differentiate between subject and object pronouns. 	<p>VERBAL PRESENTATION</p> <ul style="list-style-type: none"> Oral presentation of a few narratives on charity, lecture on few people who lived selflessly for others. <p>AURAL LEARNERS</p> <ul style="list-style-type: none"> Suggest for learners to listen to music as they go over material. <p>DEDUCTIVE METHOD</p> <ul style="list-style-type: none"> Explanation on rules or definitions of Pronouns with examples. 	<ul style="list-style-type: none"> PPT Smart board Chart Text book 	<ul style="list-style-type: none"> Display yoga poster to create an exercise area 	<p>ROLE PLAY IN PAIRS</p> <ul style="list-style-type: none"> Resolve the following situation - Parents should trust you enough. <p>DEBATE</p> <ul style="list-style-type: none"> Organize your thoughts to show your love and respect to a special lady. <p>VELCO PRONOUN GAME</p> <p>Write several sentences using subject pronouns on strips of paper.</p>	<ul style="list-style-type: none"> appreciate the poem and enjoys its rhythm and language. answer factual, inferential, referential and evaluative questions. define the term 'pronoun' Outline the different types of Pronouns. 	<ul style="list-style-type: none"> Recreate a poem based on the concept. Identify the kinds of pronouns. 	
	III	<p>GR: CH:4,5 Adjectives, Verbs</p> <ul style="list-style-type: none"> W.S: Diary Writing 	8	<ul style="list-style-type: none"> assimilate the correct patterns of the language. expand their basic understanding of form, meaning and use in longer discourse settings. organize our thoughts and make them apprehensible. 	<p>ART INTEGRATION LEARNING WRAP-UP</p> <ul style="list-style-type: none"> Shows a picture of a noun and place sentences that describe the picture. <p>ADJECTIVE MATCH</p> <ul style="list-style-type: none"> Create a deck of cards with different adjectives. <p>DIARY EXTRACT</p> <ul style="list-style-type: none"> A chart Presentation on Diary extract. 	<ul style="list-style-type: none"> PPT Smart board Chart 	<ul style="list-style-type: none"> Yoga starlight Relax and focus session Activity 	<p>RIDDLE GAME</p> <ul style="list-style-type: none"> 'Who am I?' riddles using adjectives. <p>LUCKY DIP</p> <ul style="list-style-type: none"> Feel one of the object and describe what it feels like and identify what object it is. <p>POSTER MAKING</p> <ul style="list-style-type: none"> Features of diary writing poster. 	<ul style="list-style-type: none"> explain the purpose and types of adjectives, identifies adjectives in text distinguish verbs as action words, nouns or adjectives in sentences. explain the purpose of maintaining a diary. 	<ul style="list-style-type: none"> Identify the adjectives in given text. identify the verbs in given text. make a diary entry. 	

	IV	GRAMMAR BOOK: Prose Comprehension -1 Sinhalese in Sri Lanka Refer Gr. Book • N.D: Tom and his friends	4	<ul style="list-style-type: none"> ensures to acquire knowledge from the texts they are reading. improve their reading ability and comprehending skills. comprehend and interpret the content. 	<p>TEACHER-CENTERED</p> <ul style="list-style-type: none"> Read the passage aloud and let the students follow the content. <p>EXPOSITION AND EXPLANATION</p> <ul style="list-style-type: none"> Develop reading skill through comprehension of the story's event. Define the meaning of the words in the story. 	<ul style="list-style-type: none"> Text book PPT Smart board Chart 	<p>21 – INTERNATIONAL YOGA DAY</p> <ul style="list-style-type: none"> Self-Esteem Yoga poses PowerPoint presentation 	<p>PANEL GAME</p> <ul style="list-style-type: none"> Conducting Quiz based on Significance of Yoga. <p>STORY NARRATION</p> <ul style="list-style-type: none"> Narrate the story and draws his/her own inferences from it. <p>GO FISH</p> <ul style="list-style-type: none"> Matching similar words. 	<ul style="list-style-type: none"> analyze the story and draws his/her own inferences from it. generate interest and sustains it in extensive reading. word recognition. 	<ul style="list-style-type: none"> Comprehend for the given questions. The ability to recall and comprehend the story. 	
J U L Y	I	PROSE: 3 All about a Dog	4	<ul style="list-style-type: none"> understand the responsibilities involved in owning a pet. understand that they have an active role in promoting these among their own families and friends 	<p>DEVELOPMENT</p> <ul style="list-style-type: none"> Questioning the children as to why we look after our pets. <p>MINUTE PAPER</p> <ul style="list-style-type: none"> Prompt students to write a response to an open question. 	<ul style="list-style-type: none"> Text book Video Presentation 	<p>1 – NATIONAL DOCTORS DAY/VALUES ORAL DESCRIPTION</p> <ul style="list-style-type: none"> On Healthy habits. Set up a clinic in our classroom. 	<p>GROUP DISCUSSION</p> <ul style="list-style-type: none"> Conversation on how, like us, pets have feelings, wants and needs. <p>ROLE PLAY</p> <ul style="list-style-type: none"> Role play of the dog in pursuit of several masters. <p>(VALUES – HUMANITY)</p>	<ul style="list-style-type: none"> identify the theme of the lesson. Appreciate the diverse genre and styles of prose. improve his / her vocabulary. 	<ul style="list-style-type: none"> Summary writing Mind map of the characters. The children should be taught to take the responsibility of doing small jobs at home. 	<p>“Responsibility can never be given. It can only be taken.”</p> <p>- H.H.Maharishi Mahesh Yogi</p>

	II	<p>Grammar Book</p> <p>Chapters 6 to 9</p> <p>Verbs: Present Tense</p> <p>Verbs: Past Tense</p> <p>Verbs: Future Tense</p> <p>Verbs: Perfect Tense</p>	9	<ul style="list-style-type: none"> • identify the verb and tense in a sentence by circling and labelling. • write a sentence using the past, present, or future tense. • improve their inferential skills. 	<p>CREATIVE THINKING WRAP-UP</p> <ul style="list-style-type: none"> • Activity – Action words • Gift wrap a box and state each action involved as the box is wrapped. <p>BRAINSTORMING</p> <ul style="list-style-type: none"> • A slide presentation on tenses – all the twelve tenses – the helping verbs according to 1st, 2nd and 3rd person. <p>PAIR-SHARE REPEAT</p> <ul style="list-style-type: none"> • Ask students to find a new partner and share their view on tenses. 	<ul style="list-style-type: none"> • Text Book • Smart Board • PPT 	<p>DATA COLLECTION</p> <p>LIST AND SAY</p> <p>Play short advertisements and figure out the tenses.</p>	<p>ORGANIZING YOUR DATA COLLECTION AND GRAPH</p> <ul style="list-style-type: none"> • Students will collect, organize and interpret data by using real life examples. <p>MISCONCEPTION CHECK</p> <ul style="list-style-type: none"> • Recognizes present perfect, past perfect, and future perfect tenses and their progressive forms. <p>EXIT SLIPS</p> <ul style="list-style-type: none"> • What was the most important thing that they have learned today. <p>OPTIMIST</p> <ul style="list-style-type: none"> • In pairs students take opposite sides of a statement control in using irregular verbs in the above tenses. 	<ul style="list-style-type: none"> • use present, past, and future tenses in sentences. • identify the appropriate tenses and their progressive forms. • use perfect tenses with increasing accuracy. • demonstrate control in using irregular verbs in the above tenses. 	<ul style="list-style-type: none"> • Application of the correct action words. • Accurate usage of tenses while writing and conversing. 	
--	----	--	---	---	---	---	--	---	---	--	--

	III	<p>POEM: 2</p> <p>In the Bazaars of Hyderabad</p> <ul style="list-style-type: none"> • Writing Skill:Poster Designing • Notice Writing (Refer Gr. Book. Pg. no. 210) 	6	<ul style="list-style-type: none"> • understand the theme of the poem that is all about the diversity and self- sufficiency of an Indian market in British India. • appreciate the poem and enjoy its rhythm and language • learn about the poetic devices used in the poem. • grab the attention of the audience which in turn will generate interest in our area of research. • bring a notice on a certain piece of information to a group of people. 	<p>ART INTEGRATION LEARNING</p> <p>THINK-PAIR- SHARE</p> <ul style="list-style-type: none"> • Discussion about the poet Sarojini Naidu and the theme of the poem. <p>ORAL PRESENTATION</p> <ul style="list-style-type: none"> • To identify the rhyme scheme of the poem with a few examples. <p>SLIDE PRESENTATION</p> <p>–Layout of poetry writing with an example.</p> <p>VIDEO PRESENTATION</p> <ul style="list-style-type: none"> • Slide presentation of the points to remember while designing the poster layout with few examples. <p>DOCTRINE OF NOTICE</p> <ul style="list-style-type: none"> • Explanation of Actual notice and Constructivist notice. 	<ul style="list-style-type: none"> • Text Book • Smart Board • PPT 		<p>CAPTURE AND ILLUSTRATE</p> <ul style="list-style-type: none"> • Capture Photographs of a busy market and prepare a colourful collage with the poem and display in the classroom wall. <p>TEXTING COUPLETS</p> <ul style="list-style-type: none"> • Writing text messages in the form of poetry. <p>PICTURE-INSPIRED POETRY</p> <ul style="list-style-type: none"> • Use images to energize their writing. <p>POSTER MAKING</p> <ul style="list-style-type: none"> • Make a poster, including all graphics and text. <p>PRACTICE SHEET</p> <ul style="list-style-type: none"> • School notice writing worksheet. 	<ul style="list-style-type: none"> • use new phrases in sentence making. • identify the rhyme scheme of a poem. • appreciate different styles of writing poetry. • design a content that can grab people’s attention. • precisely write the notice format. • write a short functional text based on a given topic to be a notice. 	<ul style="list-style-type: none"> • Identification of rhyme scheme. • Poster Designing. • Draft notice for any public/mass announcement. 	
--	-----	--	---	---	---	---	--	--	---	--	--

	IV	<p>Grammar Book: Poem Comprehension - 1 The World is Too Much With Us(Refer Gr.Book.Pg.no.2</p> <p>• Non-Detail: Chapter: 2 In the Graveyard</p>	5	<ul style="list-style-type: none"> understand and discuss a poet's choice of words and phrases. analyze how the major episodes in the work come together to form a cohesive novel. improve their inferential skills. 	<p>LISTENING ACTIVITY</p> <ul style="list-style-type: none"> Read the poem aloud and let the students follow the poem. <p>BRAIN STORMING</p> <ul style="list-style-type: none"> Generating creative thoughts and ideas. Oral presentation of the story. 	<ul style="list-style-type: none"> Text book Smart Board 	<p>29 – INTERNATIONAL TIGER DAY</p> <p>EXPLANATION</p> <p>History, Theme and significance of International Tiger day</p>	<p>COMPARE AND CONTRAST</p> <ul style="list-style-type: none"> Compare and contrast the human kind's relationship with Tiger.(Animal kind)(INTERNATIONAL TIGER DAY) <p>BUZZ SESSION</p> <ul style="list-style-type: none"> Focus on single topic and contributes thoughts and ideas. <p>BOARD ROTATION</p> <p>Assign one topic/question per board. After each group writes an answer, they rotate to the next board.</p>	<ul style="list-style-type: none"> analyse a poem and draws his/her own inferences from it. generate interest and sustains it in extensive reading and reading comprehension. consolidate what is learnt in the chapter and reinforces it. 	<p>Comprehending skills.</p> <ul style="list-style-type: none"> The ability to recall and comprehend theory. 	
AUGUST	I	<p>PROSE 4: The Night We Won the Buick</p>	4	<ul style="list-style-type: none"> emphasizes on the fact that money doesn't make a person rich but a moral conduct and ethical decisions make him rich improve their writing ability, comprehending skills and inferential skills. 	<p>GRAPHICS</p> <ul style="list-style-type: none"> Visual illustration- utilize graphic organizers to help students to make connections between keywords. <p>PLAY IT BACK</p> <ul style="list-style-type: none"> Record a reading text- able to recognize between fluent and non fluent reading. 	<ul style="list-style-type: none"> PPT Text Book 	<p>VIDEO PRESENTATION</p> <ul style="list-style-type: none"> India's effort in Tiger Conservation 	<p>FOLLOW-UP</p> <p>Synthesize their knowledge to answer comprehension questions</p> <p>ACT IT OUT</p> <p>Organize a "reader's theatre"</p>	<ul style="list-style-type: none"> appreciate the diverse genres and style of writing. improve his vocabulary. 	<p>Reiteration of the story and comprehending skills</p> <ul style="list-style-type: none"> The moral conduct and ethical decisions lead to trust in the minds of others. 	<p>"It is the purity of man's heart and mind, and his innocent and faithful approach to action with the purpose of all good to everyone, which really Succeeds in yielding maximum results with minimum effort."</p> <p>- H.H.Maharishi Mahesh Yogi</p>

	II	<ul style="list-style-type: none"> GRAMMAR BOOK:Ch10 to12 Verbs: Non-finite types Modals Active and Passive voice 	10	<ul style="list-style-type: none"> define the term "infinitive phrase" recognize infinitive phrase. learn about modal verbs and participate in a writing activity that emphasize the use of modal verbs. construct sentences using active and passive voice. analyze a comic for voice and write the sentences on your own. 	<p>EXPERIENTIAL LEARNING</p> <ul style="list-style-type: none"> Tabular chart presentation of the same words as finite and non-finite verbs. <p>INDUCTIVE TEACHING</p> <ul style="list-style-type: none"> Illustrate use of modal verbs to express Permission prohibition, doubt and obligation. <p>DEDUCTIVE TEACHING</p> <ul style="list-style-type: none"> Emphasize the importance of Active voice. Look for forms of 'to be' to identify the passive voice. 	<ul style="list-style-type: none"> PPT Smart board Chart 	<p>7 – FRIENDSHIP DAY</p> <ul style="list-style-type: none"> Create a Garden of friendship flowers. Characteristic of a good friend in each petal. 	<p>FRIENDSHIP BOOK</p> <ul style="list-style-type: none"> Write a story about your friendship with photos and identify the non-finite verbs. <p>PEER REVIEW WRITING TASK</p> <ul style="list-style-type: none"> Identify the errors in the use of non-finite verbs in the following passage. <p>GIVE ME A SIGN</p> <ul style="list-style-type: none"> Use real life examples that students see around them every day. <p>ERROR - SPOTTING</p> <ul style="list-style-type: none"> Point out the error in the given active and passive voice sentences. <p>PRODUCTION TASK</p> <ul style="list-style-type: none"> Use passive voice in comic to deliver information and condition also to present situations. 	<ul style="list-style-type: none"> distinguish non-finite types in sentences. identify the modals in the given passage. identify modal verbs. uses modal verbs in writing and in conversations. define active voice' and 'passive voice' convert passive voice into active voice. 	<ul style="list-style-type: none"> Identify verbs into finite and non-finite. Usage of modal verbs in given activity. Convert active voice into passive voice in given practice sheet. 	
--	----	---	----	--	---	---	---	---	---	---	--

	III	<ul style="list-style-type: none"> Writing skill: Report Writing 	3	<ul style="list-style-type: none"> understand the purpose of different sections of a report write in an appropriate style for an academic or scientific report. ensure to acquire knowledge from the texts they are reading. evaluate and discuss ideas, events and information about the text. 	ART INTEGRATION LEARNING LANGUAGE ARTS (Collage making on the collection of reports) <ul style="list-style-type: none"> Newspaper clipping of Reports on an incident, event, celebration, accident, etc. Slide presentation of the format and the points to remember along with examples. LISTENING ACTIVITY <ul style="list-style-type: none"> Read the passage aloud and let the students follow to comprehend for the given questions. 	<ul style="list-style-type: none"> PPT Smart board Chart 	GROUP DISCUSSION What is International friendship day? Teach Empathy Each student will talk for 3 minutes.	SCHOOL GUIDE <ul style="list-style-type: none"> Make a guide about your school to help other children using the planning template. JOURNALISM AND INTERNET RESEARCH <ul style="list-style-type: none"> Researched new and information from trusted sources. MAKE A SHUTTER BOOK <ul style="list-style-type: none"> Make a foldable book with a story elements in a colourful way. 	<ul style="list-style-type: none"> inculcate style and tone used in-text citations. write a summary for the report; edits and proof reads the report. analyze a story and draw his/ her own inferences from it. 	<ul style="list-style-type: none"> Draft a report on incidents or events. Comprehend for the given questions. 	
	IV	<ul style="list-style-type: none"> Non-Detail: Ch- 3 On Jackson's Island 	3	<ul style="list-style-type: none"> explore the importance of Jackson's Island in the plot through discussion and analysis. 	COMPARE CHARACTERS <ul style="list-style-type: none"> Group the students and each team writes the dialogues amongst characters in the scene and enact the scene. 	<ul style="list-style-type: none"> PPT Smart board 	BOOK READING <ul style="list-style-type: none"> Read and share stories about friendship. 	PUT ON A RETELLING GLOVE <ul style="list-style-type: none"> Snappy accessory with labels and focus on making connections at the bottom of the glove. 	<ul style="list-style-type: none"> consolidate what is learnt in the chapter and reinforce it. 	<ul style="list-style-type: none"> Dialogue writing and skit based on the content. 	
SEPTEMBER	I	HALF- YEARLY EXAMINATION						5 – TEACHERS DAY: SIGNIFIES DR. RADHAKRISH NAN BIRTHDAY	GREETING CARD PREPARATION Prepare a greeting card for your teacher		

O C T O B E R	I	<ul style="list-style-type: none"> PROSE:5 Experiments 	4	<ul style="list-style-type: none"> compare and illustrate linguistic Components. Identify the main idea and the character's perspective. develop reading, writing and comprehension skills 	<p>THE FIVE -S PROSE STRATEGY</p> <ul style="list-style-type: none"> To analyze Prose passages by introducing the FIVE-S Strategy. <p>READ ALOUD</p> <ul style="list-style-type: none"> Generates Interest and sustains it in extensive reading and comprehension. <p>ORAL PRESENTATION OF THE STORY</p>	<ul style="list-style-type: none"> PPT Smart board Charts Flash cards 	<p>THINK AND SHARE</p> <p>A speech about each student from the lesson.</p>	<p>JIGSAW</p> <ul style="list-style-type: none"> Process of working together, sharing and critical analyzing a diversity of ideas. <p>ELEVATOR PITCH</p> <ul style="list-style-type: none"> To summarize what they are learning in their own words. <p>PEER REVIEW SESSIONS</p> <ul style="list-style-type: none"> Plan a day to speak about anyone person to express your love and gratitude. 	<ul style="list-style-type: none"> understand that there are different types of questions and be able to categorize them. understand the lesson by silent reading. enrich learner's active and passive voice. 	<ul style="list-style-type: none"> Comprehending skills. We have to inculcate the moral values in children. 	<p>"A right thought is one which in its nature , is harmonious and useful to the thinker and his Surroundings."</p> <p>- H.H.Maharishi Mahesh Yogi</p>
		<ul style="list-style-type: none"> POEM: Two's Company 	7	<ul style="list-style-type: none"> give awareness among people about the false belief of goals. understand and appreciate the poetry as a literary art form 	<p>ART INTEGRATION LEARNING (Puppet making on the main characters)</p> <p>VISUAL PRESENTATION</p> <ul style="list-style-type: none"> ANY HAUNTED STORY <p>PICTURE INSPIRED POETRY</p>	<ul style="list-style-type: none"> PPT Smart board 	<p>Organize Fun games</p> <p>Select a card and enact</p>	<p>STORY- ONE PAGER</p> <ul style="list-style-type: none"> Write a scary short story and sketch it. <p>GROUP DISCUSSION</p> <ul style="list-style-type: none"> Have you ever had a scary experience? 	<ul style="list-style-type: none"> appreciate the use of melancholy and mystery to give depth to a moment. understand and finds descriptive expression used in the poem. 	<p>Matching of words to make new expressions; usage of descriptive expressions correctly</p>	

	II	<ul style="list-style-type: none"> GRAMMAR BOOK:CH 13 &14 Adverb, Preposition 	<ul style="list-style-type: none"> develop a definition of the role/ function of adverbs. articulate that adverbs modify verbs. define Prepositions and explain their usage. identify the Preposition in text 	<p>Shows images to energize their writing.</p> <p>CHART PRESENTATION Adverbs – modifiers in three roles</p> <ul style="list-style-type: none"> Kinds of adverbs with examples. <p>LIVE DEMONSTRATION Position using objects/ people around us.</p> <p>DRAW MY DIRECTIONS</p> <ul style="list-style-type: none"> Use preposition to describe each piece of picture 	<ul style="list-style-type: none"> Charts Flash cards 		<p>SCAVENGER HUNT</p> <ul style="list-style-type: none"> Connect grammar concepts with real-texts. <p>SENTENCE GRABBAG</p> <ul style="list-style-type: none"> Frame a sentence and identify the different kinds of Adverbs. <p>THE CLASS ROOM GHOST</p> <ul style="list-style-type: none"> Place some things around the classroom- Hide and seek and frame a sentence using preposition <p>IN THE WILD</p> <ul style="list-style-type: none"> Identify the preposition while reading the text 	<ul style="list-style-type: none"> Use meaningful modifiers. explain the different kinds of adverbs. defines prepositions and explains their usage Identifies prepositions in text 	<ul style="list-style-type: none"> Multiple choice questions. Fill in the blanks using appropriate prepositions 	
--	----	--	---	--	---	--	---	--	---	--

		<ul style="list-style-type: none"> GRAMMAR BOOK:CH 15 Conjunction 	5	<ul style="list-style-type: none"> identify words that function as conjunctions. differentiate between subordinating and coordinating conjunctions. correctly use conjunctions to link simple sentences together. 	<p>SMART BOARD MODULE</p> <ul style="list-style-type: none"> Presentati on the joining words. <p>EXPLANATI ON</p> <ul style="list-style-type: none"> Different kinds of conjunctions used with acronyms to recall easily. <p>CHALLENGE GAME</p> <ul style="list-style-type: none"> Identify conjunction words hidden in page full of letters. 	<ul style="list-style-type: none"> PPT Smart board 	<p>11 – WORLD GIRL CHILD DAY</p> <p>Strong women inspire strong girls</p> <p>Documentary on women personalities</p>	<p>WHEEL CONJUNCTIONS</p> <ul style="list-style-type: none"> Students spin a wheel to answer the questions on conjunction. <p>TICKING GAME</p> <p>Set a timer and ask them to use a conjunction to join the two things together.</p> <p>BROCHURE SCANNING</p> <ul style="list-style-type: none"> Prepare a brochure on a legend of women – whom you like the most. 	<ul style="list-style-type: none"> identify different types of conjunctions . list conjunctions within each category. 	<ul style="list-style-type: none"> Joining the sentences using appropriate Conjunctions. 	
	III	<ul style="list-style-type: none"> W.S: Letter writing Formal and Informal Refer Gr. Book Pgno.219 		<ul style="list-style-type: none"> learn the forms and conventions of different types of letters. identify the situations that require formal business letterwriting. 	<p>SLIDE PRESENTATION</p> <p>Letter format and an example.</p> <p>COMPARE AND CONTRAST</p> <ul style="list-style-type: none"> Differentiate between Formal and Informal letters. 	<ul style="list-style-type: none"> Charts Flash cards 		<p>JOURNALING FOR BEGINNERS</p> <p>Write what they did throughout the day with drawings.</p> <p>CARDS AND LETTERS</p> <ul style="list-style-type: none"> Design a card and write a letter to your friend. 	<ul style="list-style-type: none"> apply their understanding of different types of conjunctions. draft letters for official communication/ purposes Draft letters to kith and kin expressing views/ opinions/ shares experiences or narrates an incident. 	<ul style="list-style-type: none"> Letter writing -Formal and Informal. 	

	IV	<ul style="list-style-type: none"> GRAMMAR BOOK: Prose Comprehension-4 Evolution(Refer Gr. BookPg no.212) Non-Detail Ch 4 Treasure 	3	<ul style="list-style-type: none"> help students develop the knowledge, skills and experiences. become competent and enthusiastic readers. improve their inferential skills encourage the learners to share their personal experiences. sensitize the students to the feelings of an individual. 	<p>STORY CHEESEBURGER</p> <ul style="list-style-type: none"> Displaying colorful reading comprehension <p>MAKE A TIMELINE Non-fiction story to demonstrate reading to knowledge skills</p> <ul style="list-style-type: none"> Oral presentation of the story <p>DISCUSS AND DEBATE About the topic treasure</p>	<ul style="list-style-type: none"> PPT Smart board Charts Flash cards 	<p>SHOW CASE News and Events on International girls day celebration</p>	<p>STORY SEQUENCING</p> <ul style="list-style-type: none"> Order the sequence of events in a story. <p>INFERCING</p> <ul style="list-style-type: none"> Learning to infer (draw conclusions) is crucial to gaining reading comprehension. <p>DRESS UP A STORY</p> <ul style="list-style-type: none"> Dress up their favorite story character <p>NAME THAT STORY</p> <ul style="list-style-type: none"> The students can either work in groups or pairs to match the famous story to its description. 	<ul style="list-style-type: none"> identify topics and formulate questions. identify appropriate methods and sources for research and engage ethically with sources. generate interest and sustain it in extensive reading and reading comprehension enrich vocabulary and structure. 	<ul style="list-style-type: none"> Comprehending skills 	
	I	<ul style="list-style-type: none"> PROSE: 6 Packing 	4	<ul style="list-style-type: none"> critically analyze product packaging discuss the role of packaging in product preservation and marketing. practically apply the theories of product packaging design. 	<p>YELLOW BRICK ROAD RETELLING</p> <ul style="list-style-type: none"> A talk about many elements of the story and a narrative text <p>QUESTION BALL</p> <ul style="list-style-type: none"> Comprehend for the given questions 	<ul style="list-style-type: none"> PPT Flash Cards 		<p>DIARY ENTRY</p> <ul style="list-style-type: none"> Think of an interesting place and write a diary entry <p>VERBAL ACTIVITY</p> <ul style="list-style-type: none"> Plan an interesting vacation and tell the class of your plan in detail 	<ul style="list-style-type: none"> identifies the global meaning of the text, its gist and develop a love for literature the learners will be able to summarize the story 	<ul style="list-style-type: none"> Write meaningful sentences using proper punctuation 	

N O V E M B E R	II	<ul style="list-style-type: none"> GRAMMAR BOOK: Ch 16 to 18 The Sentence, Phrases and Clauses, Sentence Types 	12	<ul style="list-style-type: none"> identify phrases, Independent and Dependent clause follow steps to improve sentence structure identify and correct sentence errors 	<p>SUCCESSFUL SENTENCES</p> <p>This set of cards helps students write complex sentences</p> <p>SENTENCE TYPES</p> <ul style="list-style-type: none"> A set of 5 posters examining independent and dependent clauses Text book exercises. 	<ul style="list-style-type: none"> PPT Flash Cards 	<p>INFORMATION</p> <p>Why do we celebrate Student's day?</p> <p>History of the day November 17</p>	<p>MATCH THEM UP</p> <ul style="list-style-type: none"> Match independent clauses with dependent ones that correspond with the one they are holding. <p>COLOR CODE IT</p> <ul style="list-style-type: none"> Give each team copies of the same passage. Highlight the kinds of sentences <p>WRAP UP</p> <ul style="list-style-type: none"> Identify/define what makes an independent and dependent clause 	<ul style="list-style-type: none"> classifies sentences into different kinds - based on its meaning and its structure identifies aspects of sentences follow steps to improve sentence structure 	<ul style="list-style-type: none"> Conversion of sentences We should think before we act and our thoughts should be always positive 	<p>Fulfillment is structured in achievement, Achievement is structured in action, Action is structured in thinking, Thinking is Structured in knowledge, Knowledge is structured In consciousness.</p> <p>- -</p> <p>H.H.Maharishi i Mahesh Yogi</p>
--------------------------------------	----	---	----	--	--	--	---	---	---	---	--

		<ul style="list-style-type: none"> W.S: Speech Writing 	4	<ul style="list-style-type: none"> identify and define the important components of speech delivery. improve skills of critical evaluation and public speaking. demonstrate rhetorical flexibility and deliver interesting speeches. understand the thought and imagination contained in the poem. analyze and assess events in a text and qualities of characters to draw conclusion. 	<p>ART INTEGRATION LEARNING VIDEO PRESENTATION of a speech delivered by any famous personality.</p> <p>SLIDE PRESENTATION</p> <ul style="list-style-type: none"> The inputs required along with an example. <p>GREET THEIR AUDIENCE</p> <ul style="list-style-type: none"> Teaching public speaking. <p>LISTENING ACTIVITY:</p> <ul style="list-style-type: none"> Read the passage aloud and let the students follow the poem. <p>EXPLANATION</p> <ul style="list-style-type: none"> Provide details about the book of poems Anne Bronte's upbringing and early death. 	<ul style="list-style-type: none"> PPT Smart board Charts Flash cards 	<p>17 – INTERNATIONAL STUDENT DAY</p> <p>POSTER MAKING Acts on their social responsibilities</p>	<p>EFFECTIVE SPEECH WRITING</p> <ul style="list-style-type: none"> Suggestions for working with a theme, including examples from other speaker. <p>DEBATE</p> <ul style="list-style-type: none"> Links for using debate on “Importance of Student’s Day celebration” <p>TRIBUTE SPEECH</p> <ul style="list-style-type: none"> Each student honors someone in his/her life while working in improving context, Enunciation and Diction. <p>ORAL DESCRIPTION</p> <ul style="list-style-type: none"> Describe about the literary acclaim of her books. <p>GROUP DISCUSSION Discuss about why the Bronte sisters used pen names to publish the book of poems.</p>	<ul style="list-style-type: none"> writes in appropriate genres and modes for a variety of purposes and audiences participates in critical conversations. prepares, organizes, and delivers his/her work to the public. thinks critically about characters, events and relates them to real life situation. analyses a story and draws his/her own inferences from it. 	<ul style="list-style-type: none"> Draft speech for different occasions. <p>Comprehending skills.</p>	
--	--	---	---	--	--	---	--	--	---	--	--

	IV	<ul style="list-style-type: none"> Non – Detail: Ch 5 In the Cave 	4	<ul style="list-style-type: none"> generate interest and sustain it in extensive reading and reading comprehension. develop their rapid reading habit and helps to visualize story telling element acquaint themselves with the style of the story writing. 	<p>NEWS PROGRAMME Newspaper clipping about the treasure.</p> <p>STORY TELLING</p> <ul style="list-style-type: none"> Oral presentation of the story. <p>MIND MAP</p> <ul style="list-style-type: none"> Mind map of the characters, followed by narration of the story. 	<ul style="list-style-type: none"> PPT Flash Cards 	<p>VIDEO PRESENTATION Role of students in the Society.</p>	<p>TREE VISUAL</p> <ul style="list-style-type: none"> Write the main idea of the story into the trunk and create branches with details. <p>BLIND ARTIST Describe a given picture and the other person draw a picture according his description.</p> <p>COMPLETE THE TEXT</p> <ul style="list-style-type: none"> Complete the two versions of story. 	<ul style="list-style-type: none"> interpret text with attention to ambiguity, complexity, and aesthetic value. develop the ability of loud reading of the passage. write an original story and develop their creative writing. 	Comprehending the story.	
--	----	--	---	--	--	--	---	--	--	--------------------------	--

D E C E M B E R	I	<ul style="list-style-type: none"> Poem 4. Daffodils <p>W.S: Biography Refer Gr. Book Pg.no.226</p>	6	<ul style="list-style-type: none"> get an idea about the writing skill and use in the poetic text. understand the language and spirit of the poem. identify the literary elements of the poem. compare and contrast autobiographical writing with biographical writing. read and analyze a biography 	<p>VIDEO PRESENTATION</p> <ul style="list-style-type: none"> Origin of Daffodils <p>ILLUSTRATION</p> <ul style="list-style-type: none"> How the poet makes use of figures of speech with a few examples. <p>EXPLANATION</p> <ul style="list-style-type: none"> Explain the meaning of melancholy and the role it plays in expression of ideas. <p>SLIDE PRESENTATION</p> <ul style="list-style-type: none"> Difference between biography and autobiography <p>CURRENT BIOGRAPHIES</p> <ul style="list-style-type: none"> Include biography of historical figures like Beyoncé or Taylor swift. 	<ul style="list-style-type: none"> PPT Smart Board Charts Flash Cards 	<p>VIDEO PRESENTATION</p> <p>H.H.Maharishi Mahesh Yogiji's speech</p>	<p>TRAVEL BROCHURE</p> <ul style="list-style-type: none"> Highlight the place where the poet saw the glorious sight of the daffodils with relevant images. <p>ORAL DESCRIPTION</p> <ul style="list-style-type: none"> Description about the poet's feelings when he sees the "host of golden daffodils" <p>POSTER MAKING</p> <ul style="list-style-type: none"> Make a poster and describe about Daffodils. <p>GALLERY</p> <ul style="list-style-type: none"> Turning classroom into a museum of art about each person. <p>ANNOTATION</p> <ul style="list-style-type: none"> Assign each person in the group a different person's biography. After completing the annotation, they can share their answers with their group members. 	<ul style="list-style-type: none"> use new phrases in sentence making. identify the rhyme scheme of a poem. appreciate different styles of writing poetry. identify the literary elements within biographical writing. apply the narrative writing style. 	<ul style="list-style-type: none"> Identification of rhyme scheme. Writing bio- sketch with the details of a few personalities. Observe nature thinking. You can learn a lot. 	<p>"When you forgive all, nature enjoys your brilliance and returns joy to you."</p> <p>-- H.H.Maharishi Mahesh Yogi</p>
	II	ASSESSMENT									

J A N U A R Y	I	Prose : 7 Michael	4	<ul style="list-style-type: none"> identify and analyze qualities and motivations of characters. describe, interpret and evaluate dramatic literature and theatrical productions. improve their inferential skills. 	<p>CRITICAL THINKING ICE BREAKER</p> <ul style="list-style-type: none"> Power Point presentation of a story. <p>CHARACTER SKETCH</p> <ul style="list-style-type: none"> It is a piece of text that can give a brief overview of a particular person or character to a reader <p>EXPOSITION AND EXPLANATION</p> <ul style="list-style-type: none"> To pave way for intensive reading 	<ul style="list-style-type: none"> PPT Text Book 	<p>12 – MAHARISHI’S MAHES YOGIJI’S BIRTHDAY. Power point presentation</p> <p>Display Postures of Yoga</p>	<p>QUESTIONNAIRE</p> <ul style="list-style-type: none"> Ask some surface-level questions that explicitly tie back to the reading as well as higher-level questions that may be more open-ended <p>ROLE PLAY</p> <ul style="list-style-type: none"> Assume the role of a person or act out with the situation <p>DEBATE TRADITIONAL VS MODERN</p> <ul style="list-style-type: none"> Is Yoga a holistic complete system or is it just about exercises? Is it an ancient way of life or a modern physical fitness program? 	<ul style="list-style-type: none"> understand the power for words used appreciate the creation of the author and enjoys the twists and turns of the story write dialogues from a story in order to demonstrate creative skills 	<p>Comprehending skills will be evaluated by asking questions</p> <ul style="list-style-type: none"> Always be kind to others 	<p>“ A loving heart , a heartfelt of love is the precious essence of human life.”</p> <p>-- H.H.Maharishi Mahesh Yogi</p>
---------------------------------	---	----------------------	---	--	---	--	--	--	---	--	---

II	GRAMMAR BOOK: CH: 19,21, 22 Direct and Indirect Speech, Phrasal verbs and Idioms, Vocabulary	10	<ul style="list-style-type: none"> define and distinguish between direct and indirect speech. identify and correct sentence errors, understand sentence structure define vocabulary words, builds strong language skill. 	<p>CHART PRESENTATION</p> <ul style="list-style-type: none"> Stating rules for changing Direct and Indirect speech <p>POWERPOINT PRESENTATION</p> <ul style="list-style-type: none"> Identifies the difference between a phrase and a clause Determines the two different types of clauses <p>DISCOVER THE POWER OF WORDS</p> <ul style="list-style-type: none"> Accesses thesaurus and dictionary 	<ul style="list-style-type: none"> PPT Smart Board Chart 	<p>Quiz Contest</p> <p>Rules and Postures of Yoga</p>	<p>PAIRWORK DICTATION</p> <ul style="list-style-type: none"> Student A has one person's part of a dialogue and Student B has the other person's part, and they convert their part into reported speech. <p>DON'T SAY IT</p> <ul style="list-style-type: none"> He or she will have to act out the sentence using words and body language for their partner, Student B to guess the phrasal verb. <p>VOCABULARY WORD TABOO</p> <ul style="list-style-type: none"> To guess the word by describing or giving examples. 	<ul style="list-style-type: none"> list the rule for converting direct speech to indirect speech and indirect speech to direct speech. distinguish between phrase and clause in sentences. Prepare a crossword puzzle with clues. (Besides meaning of the word as a clue, use homophones, homonyms, synonyms etc.) 	<ul style="list-style-type: none"> Conversion of direct speech into reported form and vice versa. Identification of phrase and clause in a sentence. Framing puzzles. 	
III	WRITING SKIL: Story writing, Message writing	4	<ul style="list-style-type: none"> develop writing skills in the context of writing a short story. interpret the conversation. precise in writing. 	<p>INSTA MEMORY</p> <ul style="list-style-type: none"> Imagine a favorite memory as a cell phone picture and write the sentence. <p>FUN GAME</p> <ul style="list-style-type: none"> Play Chinese whisper to help students to understand verbal passing of messages. 	<ul style="list-style-type: none"> PPT Smart Board Chart 	<p>PROMISE DAY</p> <p>Make the students to take an Oath on their resolutions.</p>	<p>STORY CHAINS</p> <ul style="list-style-type: none"> Understanding of writing structures and also engage the children in a fun way. <p>TELEPHONIC CONVERSATION</p> <ul style="list-style-type: none"> Receives the verbal message and written format. 	<ul style="list-style-type: none"> identify the different styles of writing a story-various themes under its title. draft messages for different instances. 	<ul style="list-style-type: none"> Story writing on genres. Drafting short messages. 	

	IV	NON-DETAIL: Chapter-6 Under the Cross	3	<ul style="list-style-type: none"> generate interest and sustain it in extensive reading and reading comprehension. 	STORY TELLING <ul style="list-style-type: none"> Oral presentation of the story. 	<ul style="list-style-type: none"> PPT Smart Board Chart 	EXPLANATION <ul style="list-style-type: none"> Explanation on quotes of Maharishi related to education. 	SENTENCE CARD <ul style="list-style-type: none"> Construct a sequence of sentences in order. 	<ul style="list-style-type: none"> appreciate the creation of author and enjoys the twist and turns of the story. 	<ul style="list-style-type: none"> Story writing on different genres. 	
F E B R U A R Y	I	PREPARATORY EXAMINATION									
M A R C H	I	YEARLY EXAMINATION					8 – WORLD WOMEN’S DAY	TELL UNTOLD STORY <ul style="list-style-type: none"> Share the story of a woman who changed the history. 			



HEAD MISTRESS



Sr. HEAD MASTER /
CHIEF ACADEMIC ADVISOR



Sr. PRINCIPAL /
CHIEF EDUCATION OFFICER

ஜெய் குருதேவ்
மகரிஷி வித்யா மந்திர் மேனிலைப்பள்ளி சென்னை - 31
தமிழ்ப்பாடம் கற்பிப்புத் திட்டம் 2022 - 2023

வகுப்பு : ஏழு

பாடம் : தமிழ்

மாதம்	வாரம்	தலைப்பு	பாடவேளை	நோக்கம் / குறிக்கோள்	கற்பித்தல் முறை	துணைக் கருவிகள்	முக்கிய நாட்கள்/ ஆசிரியர் செயல்பாடு	கற்றல் தொடர்புடைய செயல்பாடுகள்	கற்றல் விளைவுகள்	மதிப்பாய்வு	அறநெறி மற்றும் ஒழுக்கம் சார்ந்த உணர்வு கோட்பாடுகள்
ஏப்ரல்	I	4. இயல்-1 1.எங்கள் தமிழ்	1	தமிழ் மொழி அன்பையும் அறத்தையும் வளர்க்கும் மொழி என்பதை அறியச் செய்தல்	பாடலை ஓசை நயத்துடன் படித்து, பொருள் விளக்கம் அளித்தல். நாமக்கல் கவிஞர் பற்றிய செய்திகளைத் தொகுத்துக் கூறுதல்.	நாமக்கல் கவிஞரின் படம், பாடநூல், புலவர்களின் படத் தொகுப்பு	புத்தாண்டு நன்னாளில் பிறந்த புலவர்கள் பற்றிய உரைவீச்சு	சேகரித்தல் : தமிழ்ப்புலவர்களின் பெயர்ப்பட்டியல் மற்றும் படங்கள் சேகரித்து வரச் செய்தல்.	* வாய்விட்டுப் படித்தல் வாய்க்குள் படித்தல் எனப் படிப்பில் இரண்டு நிலைகள் உள்ளன. இவ்விரு நிலைகளிலும் திறமையை வளர்க்க வேண்டும் என்பதை உணர்த்தல்.	பாடலின் மூலம் நாமக்கல் கவிஞர் கூறும் கருத்துகளைக் கேட்டறிதல்	"இறைவன் ஆசீர்வதித்து வழங்கியது பசுமையான பூமி, அதை காப்பது நமது கடமை" - மகரிஷி மகேஷ் யோகி
		2. ஒன்றல்ல இரண்டல்ல	1	சங்க இலக்கியம் மற்றும் கடையேழு வள்ளல்கள் குறித்து அறியச் செய்தல்.	தமிழ் மன்னர்களின் கொடைத்திறனைப் பற்றிக் கூறி, பாடலின் பொருள் விளக்கம் அளித்தல்.	கடையேழு வள்ளல்களின் படத் தொகுப்பு, பாடநூல்		பட்டியலிடுதல்: தமிழிலுள்ள அற இலக்கியங்களைப் பட்டியலிடச் செய்தல்	தமிழ் அரசர்களின் வீரம், கொடை பற்றி இலக்கியங்கள் வாயிலாக அறிதல்.	கடையேழு வள்ளல்கள் குறித்துக் கேட்டறிதல்	
		3. பேச்சு மொழியும் எழுத்து மொழியும்	2	பேச்சு மொழி, எழுத்து	பேச்சு மொழி, எழுத்து மொழியின் ஒற்றுமை, வேற்றுமைகளை	வரைபடத்		திரட்டுதல் :	பேச்சுமொழி மற்றும் எழுத்து	கிளை மொழி, வட்டார	

மாதம்	வாரம்	தலைப்பு	பாடவேளை	நோக்கம் / குறிக்கோள்	கற்பித்தல் முறை	துணைக் கருவிகள்	முக்கிய நாட்கள்/ ஆசிரியர் செயல்பாடு	கற்றல் தொடர்புடைய செயல்பாடுகள்	கற்றல் விளைவுகள்	மதிப்பாய்வு	அறநெறி மற்றும் ஒழுக்கம் சார்ந்த உணர்வு கோட்பாடுகள்
				மொழியின் நுட்பங்களை அறியச் செய்தல்.	விளக்கிப் பாடத்தினைத் தொகுத்துக் கூறுதல்.	தாள், பாடநூல்		பேச்சுவழக்கு எழுத்து வழக்குச் சொற்களைத் திரட்டி வரச் செய்தல்.	மொழியின் வளர்ச்சி நிலைகளைப் பற்றி அறிதல்.	மொழி பற்றிக் கேட்டறிதல்	
		4. சொலவடைகள்	2	பேச்சு மொழியின் அழகியலையும் பண்பாட்டுக்கூறுகளையும் அறியச் செய்தல்	நாட்டுப்புற மக்கள் தம் பேச்சில் இயல்பாகப் பயன்படுத்தும் சொலவடைகள் பற்றி விளக்குதல்,நாட்டுப்புறக் கலைகள் பற்றி கூறுதல்.	நாட்டுப்புறக் கலைகள் பற்றிய படங்கள் ,பாடநூல்		படத்தொகுப்பு தயாரித்தல்: பொம்மலாட்டம் பற்றிய படத்தொகுப்பு தயாரிக்கச் செய்தல்.	சொலவடைகள் பற்றியும் அதன்பயன்பாடு குறித்தும் அறிந்து கொள்ளுதல்.	பாடப்பகுதி பொம்மலாட்டக் காட்சிகளைக் கதையாகக் கூறச் செய்து திறனறிதல்.	
	II	5. குற்றியலுகரம் குற்றியலிகரம்	2	குற்றியலுகர, குற்றியலிகரச் சொற்களை அடையாளம் கண்டு,அதன் வகைகள் குறித்து அறியச் செய்தல்.	சான்றுகளை முன்னிறுத்தி விளக்கமளித்து, பாடத்தினை தொகுத்துக் கூறுதல்.	எண்ணுப் பெயர்கள் – குற்றியலுகர அட்டவணை, பாடநூல் இலக்கண நூல்.		கண்டறிதல் : குற்றியலுகர எண்ணுப் பெயர்களின் மாத்திரை அளவைக் கண்டறிந்து எழுதக் கூறுதல்.	* எழுத்துகளின் உச்சரிப்புக்கால அளவு பற்றியும் மாத்திரைகள் பற்றியும் அறிந்து கொள்ளுதல்.	குற்றியலிகரம் பற்றி வினவுதல்	
		இயல் - 2 6.காடு	2	காடுகளும், காட்டுயிரிகளும் நாட்டின் உயிர்நாடி என்பதை அறியச் செய்தல்	பாடலை ஓசை நயத்துடன் படித்து பொருள் விளக்கம் அளித்தல்	இயற்கைக் காட்சிகளின் படத் தொகுப்பு பாடநூல்.	14.04.2022 தமிழ்ப் புத்தாண்டு	கவிதை எழுதுதல் "தமிழ்ப்புத்தாண்டு" என்ற தலைப்பில் கவிதை எழுதச் செய்தல்	" காட்டின் வளமே நாட்டின் வளம்" என்பதை அறிந்து கொள்ளுதல்	கவிஞர் சுரதா குறித்துக் கேட்டறிதல்.	

மாதம்	வாரம்	தலைப்பு	பாடவேளை	நோக்கம் / குறிக்கோள்	கற்பித்தல் முறை	துணைக் கருவிகள்	முக்கிய நாட்கள்/ ஆசிரியர் செயல்பாடு	கற்றல் தொடர்புடைய செயல்பாடுகள்	கற்றல் விளைவுகள்	மதிப்பாய்வு	அறநெறி மற்றும் ஒழுக்கம் சார்ந்த உணர்வு கோட்பாடுகள்
		III 10. அப்படியே நிற்கட்டும் அந்த மரம்	2	மனித வாழ்வியலோடு பின்னிப் பிணைந்தவை மரங்கள் என்பதை அறியச் செய்தல்.	ஓசை நயத்துடன் பாடலைப் படித்து, அதன் பொருளை விளக்குதல். ஒருங்கிணைந்த கலை வடிவ செயல் திட்டம் மரங்கள்- படம் வரைந்து அதன் பெயர் மற்றும் பயன்களைக் கூறுதல்	மரங்களின் படத்தொகுப்பு, பாடநூல் கதை நூல் .		திரட்டுதல் : மிகப் பழமையான மரங்கள் பற்றிய செய்திகளைத் திரட்டி வரச் செய்தல்	நில மடந்தைக்கு இயற்கைச் சூட்டிய மணி மகுடங்கள் மரங்கள் என்பதை அறிந்து கொள்ளுதல்.	நாவல் மரம் பற்றிய நினைவுகள் குறித்துக் கேட்டறிதல்.	
		2. விலங்குகள் உலகம்	2	காட்டு உயிர்களுக்கும் சுற்றுச்சூழலுக்கும் இடையேயான தொடர்பைப் பற்றி அறியச் செய்தல்.	வனவிலங்குக் காப்பகங்கள் பற்றிக் கூறி பாடப்பொருளை விளக்குதல். நுண் சிந்தனை விலங்குகள் காப்பகம் அன்று இன்று விவாதித்தல்.	காடுகள் விலங்குகளின் படங்கள், பாடநூல், காடு- மாதிரி வடிவம்.	தந்தையாருடன் சென்று கண்டுகளித்த காப்பகம் குறித்து பேசுதல்.	பட்டியலிடுதல் : தமிழ்நாட்டில் உள்ள வனவிலங்கு காப்பகங்கள் பற்றி பட்டியல் தயாரிக்கச் செய்தல்.	முண்டந்துறை புலிகள் காப்பகம் பற்றி அறிந்து கொள்ளுதல்.	புலிகள் குறித்து அறிந்து கொண்ட கருத்துகளைக் கேட்டறிதல்.	
	IV	3. பொதுக் கடிதம்	2	சிறந்த கருத்துகளைச் சிறந்த சொற்களின் மூலம் சிறந்த முறையில் கூறுவதே சிறந்த இலக்கியம் என்பதை அறியச் செய்தல்	கடிதம் யாருக்கு எழுதுகிறோமோ அவரின் மதிப்பு, படிப்பு, மற்றும் புரிந்து கொள்ளும் திறன் ஆகியவற்றைக் கருத்தில் எடுத்துக் கொள்ள வேண்டும் என்பதை விளக்கிக் கூறுதல் *****	*கரும் பலகை *சுண்ணக் கட்டி *கட்டுரை நூல் *பாடநூல் *காணொலிக் காட்சி		கடிதம்என்பது எழுத்தால் நிகழும் உரையாடல்.அதில் உயிரோட்டமும் மகிழ்ச்சியும் இருக்கவேண்டும் என்பதை அறியச் செய்தல்	கடித அமைப்பு, மொழிநடை, சிறப்புக் கூறுகளைக் கேட்டறிதல்		

மாதம்	வாரம்	தலைப்பு	பாடவேளை	நோக்கம் / குறிக்கோள்	கற்பித்தல் முறை	துணைக் கருவிகள்	முக்கிய நாட்கள்/ ஆசிரியர் செயல்பாடு	கற்றல் தொடர்புடைய செயல்பாடுகள்	கற்றல் விளைவுகள்	மதிப்பாய்வு	அறநெறி மற்றும் ஒழுக்கம் சார்ந்த உணர்வு கோட்பாடுகள்
		பொதுக் கட்டுரை மூன்றில் ஒரு பங்காகச் சுருக்குதல்.		மாணவர்களின் செய்தி வளத்தைப் பெருக்கு வதுடன் மொழித் திறனைப் பெறவும் வழிகாட்டுதல் மொழித்திறன்களை வளர்த்தல்	கட்டுரையானது படைப்பாளனின் அறிவாற்றலை வெளிப்படுத்துவதோடு படிப்பவரின் சிந்தனையையும் தூண்டுவதாக அமைதல் வேண்டும் என்பதை விளக்குதல். ***** வாக்கியங்களை உருவாக்கும் பொழுது பத்தியின் கருத்து குன்றாமல் உருவாக்க வேண்டும் என்பதை அறிவுறுத்துதல்			மொழித்திறன் வளர்ச்சியில் பின்பற்றலுக்கேற்ற நல்ல முன் மாதிரிகளை எளிதில் புரியுமாறு ஒவ்வொரு மாணவருக்கும் அறிமுகப்படுத்துதல்	உள்ளத்தில் தோன்றியதைக் கட்டுரைப்பது கட்டுரை என்பதை அறிந்து கொள்ளச் செய்தல் பத்தியின் கருத்து மாறாமல் சுருக்க வேண்டும் என்பதை உணரச் செய்தல்	கட்டுரையின் வகைகளைக் கேட்டறிதல் பத்தி ஒன்று வழங்கி மூன்றில் ஒரு பங்காகச் சுருக்கி எழுதச் செய்தல். இயற்கை இறைவன் நமக்களித்த செல்வம். இதனைப் போற்றி பாதுகாக்க வேண்டியதன் அவசியத்தை இப்பாடங்களின் வழி அறிதல்	
ஜூ	I	1. இந்திய வனமகன்.	3	நேர்காணல்வடிவத்தில்	நேர்காணல் பற்றி விளக்குதல் .மற்றும் காட்டை	பத்மஸ்ரீ விருது	தேசத் தந்தை மகாத்மா	சேகரித்தல்	ஒரு தனி மனிதரால் ஒரு காட்டையே	ஜாதவ் பயேங் காட்டை	

மாதம்	வாரம்	தலைப்பு	பாடவேளை	நோக்கம் / குறிக்கோள்	கற்பித்தல் முறை	துணைக் கருவிகள்	முக்கிய நாட்கள்/ ஆசிரியர் செயல்பாடு	கற்றல் தொடர்புடைய செயல்பாடுகள்	கற்றல் விளைவுகள்	மதிப்பாய்வு	அறநெறி மற்றும் ஒழுக்கம் சார்ந்த உணர்வு கோட்பாடுகள்
		2. நால்வகைக் குறுக்கங்கள்.	3	<p>அளிக்கப்பட்ட கருத்துகளைப் படித்துணரும் திறன் பெறச் செய்தல்.</p> <p>எழுத்துகள் குறுகி ஒலிக்கும் இடங்களை அறியச் செய்தல்.</p>	<p>உருவாக்கும்போது எதிர்கொண்ட சிரமங்கள் பற்றி பாடத்தின் வழி நின்று விளக்குதல்.</p> <p>கதைக் கூறுதல் அபூர்வ காடுகள் குறித்த கதைகளைக் கூறுதல்</p> <p>ஐகார, ஒளகார, மகர, ஆய்தக் குறுக்கங்களை சான்றுடன் எளிமையாக விளக்கிக் கூறுதல்.</p>	<p>பெற்றவர்களின் படங்கள் காணொலி, பாடநூல்.</p> <p>இலக்கண நூல்கள், ,பாடநூல், வரைபடத் தாள்.</p>	குறித்து கவிதை வாசித்தல்.	<p>மூலிகை மரங்களின் பெயர்கள், படங்கள் சேகரித்தல்.</p> <p>சார்பெழுத்துகளின் வகைகள் குறித்து கூறச் செய்தல்.</p>	<p>உருவாக்க முடியும் என்பதை அறிந்து கொள்ளுதல்.</p> <p>நால்வகைக் குறுக்கங்களைச் சான்றுகளுடன் அறிந்து கொள்ளுதல்</p>	<p>உருவாக்கிய விதம் குறித்து வினவுதல்.</p> <p>மகரக்குறுக்கம் குறித்து கேட்டறிதல்.</p>	

மாதம்	வாரம்	தலைப்பு	பாடவேளை	நோக்கம் / குறிக்கோள்	கற்பித்தல் முறை	துணைக் கருவிகள்	முக்கிய நாட்கள்/ ஆசிரியர் செயல்பாடு	கற்றல் தொடர்புடைய செயல்பாடுகள்	கற்றல் விளைவுகள்	மதிப்பாய்வு	அறநெறி மற்றும் ஒழுக்கம் சார்ந்த உணர்வு கோட்பாடுகள்
II	3. திருக்குறள்	3	திருக்குறளின் பெருமையை அறியச் செய்தல்	திருக்குறள் பற்றிய செய்திகளைத் தொகுத்துக் கூறி அழுக்காறாமை, புறங்கூறாமை, அருளுடைமை, வாய்மை ஆகிய அதிகாரங்களின் குறட்பாக்களுக்கு பொருள் விளக்கம் அளித்தல்.	திருக்குறள் நூல் திருவள்ளூர் வர் படம், பாடநூல்.	19/06/2022 தந்தையர் நாள்	கண்டுபிடித்தல்: திருக்குறள் எத்தனை மொழிகளில் மொழி பெயர்க்கப் பட்டுள்ளது என கண்டுபிடித்து பட்டியலிடச் செய்தல்	உலகப் பொதுமறையின் கருத்துக்களை புரிந்து கொள்ளுதல் .	வாழும்நெறி பற்றிக் கேட்டறிதல். நாடும், சமூகம் நம் இரு கண்களாக்கக் கருதப்பட வேண்டும் என்பதை இப்பாடங்களின் வழி உணரச் செய்தல்	வாழ்க்கையில் ஒவ்வொரு நிலையும் நாட்டின் நிலையே, ஆகவே ஒவ்வொரு நிலையிலும் மகிழ்வான ஆரோக்கிய த்துடன் காணப்பட வேண்டும்	
	இயல் - 3 4. புலி தங்கிய குகை	3	2. புறநானூற்றுப் பாடலின் மையக் கருத்தை அறியச் செய்தல்.	செய்யுட் பகுதியை ஓசை நயம் தோன்ற படித்து பொருள் விளக்கம் அளித்தல். தருக்க சிந்தனை குழு விவாதம் நாட்டுப் பற்று- அந்தக் காலம், இந்தக் காலம்	எட்டுத் தொகை நூல்கள், பாடநூல், பெண்பாற் புலவர்களின் படங்கள்.						உரைவீச்சு இலக்கியங்களில் இடம் பெற்ற 'இணையற்ற தந்தையர்கள்' என்ற தலைப்பில் பேச வைத்தல்.
III	5. பாஞ்சை வளம்	3	கதைப்பாடல் பகுதியைப் படித்து நயங்களை அறியச் செய்தல்.	செய்யுட் பகுதியை ஓசை நயம் தோன்ற படித்து, பாடல் வழி கதையை விளக்குதல்.	வீரபாண்டிய கட்டபொம் மன் பற்றிய படங்கள்	தேசத் தலைவர்களின் தந்தையர் பற்றிய கலந்துரையாடல்	பாடல் எழுதுதல்: நாட்டுப்புறப் பாடல் ஒன்றை எழுதி வரச் செய்தல்.	வீரபாண்டிய கட்டபொம்மன் பற்றிய வாழ்க்கைச் செய்திகளை அறிந்து கொள்ளுதல்.	பாஞ்சாலங் குறிச்சியின் கோட்டைகள் பற்றிக் கேட்டறிதல்.		

மாதம்	வாரம்	தலைப்பு	பாடவேளை	நோக்கம் / குறிக்கோள்	கற்பித்தல் முறை	துணைக் கருவிகள்	முக்கிய நாட்கள்/ ஆசிரியர் செயல்பாடு	கற்றல் தொடர்புடைய செயல்பாடுகள்	கற்றல் விளைவுகள்	மதிப்பாய்வு	அறநெறி மற்றும் ஒழுக்கம் சார்ந்த உணர்வு கோட்பாடுகள்
IV		6. தேசியம் காத்த செம்மல் பசும் பொன் முத்துராமலிங்கத் தேவர்.	3	நாட்டுப்பற்றில் சிறந்து விளங்கிய ஆளுமைகள் குறித்து அறியச் செய்தல்.	பசும் பொன்னாரின் இளமை, கல்வி, அரசியல், சமூகத் தொண்டு, போராட்டம் பற்றிச் சுவைபட விளக்குதல்.	முத்துராமலிங்கத் தேவரின் படத் தொகுப்பு, பாடநூல்.	கர்ம வீரர் காமராசர் பற்றிய உரைவீச்சு.	திரட்டுதல்: நாட்டுக்கு உழைத்த தலைவர் பற்றிய செய்திகளைத் திரட்டி வரச் செய்தல்.	பசும்பொன் முத்துராமலிங்கனாரின் தியாக வரலாற்றை தெரிந்துக் கொள்ளுதல்.	முத்துராமலிங்கத் தேவர் பெற்றிருந்த பல்துறை ஆற்றலைப் பற்றிக் கேட்டறிதல்.	
		7. கப்பலோட்டிய தமிழர்.	3	தன்னலம் துறந்த தனிப்பெரும் தொண்டர் வ.உ. சி என்பதை அறியச் செய்தல்.	சுதேசிக் கப்பல் பற்றிக் கூறுதல். வ.உ.சி அவர்களின் தியாக வரலாற்றை பாடம் வழிநின்று விளக்குதல்.	விடுதலைப் போராட்ட வீரர்களின் படங்கள். பாடநூல்.		படத்தொகுப்பு : கப்பலோட்டிய தமிழர் பற்றிய படத்தொகுப்பு தயாரிக்கச் செய்தல்.	வ.உ.சி அவர்களின் தியாக வாழ்க்கையைப் பற்றி அறிந்து கொள்ளுதல்.	இந்திய விடுதலைப் போராட்ட வீரர்களின் பெயர்களைக் கேட்டறிதல்.	
		8. வழக்கு	3	இலக்கணம் படிப்பதால் பிழைகளைத் தவிர்க்கலாம் என்பதை அறியச் செய்தல்.	இயல்பு வழக்கு தகுதி வழக்கு, போலி மற்றும் அவற்றின் வகைகள் குறித்து தகுந்த உதாரணங்களுடன் விளக்குதல்.	மரபுச் சொற்கள் வரைபடத் தாள் பாடநூல்	கர்மவீரர்காமராசரின் அணைக்கட்டுகள் பற்றிய படங்கள் காட்டுதல்.	போலியின் வகைகளுக்கு சான்றுகள் எழுதி வரச் செய்தல்.	வழக்கு மற்றும் போலியின் வகைகள் குறித்து அறிந்து கொண்டனர்.	தகுதி வழக்கு குறித்து வினவுதல்.	
ஜூலை	I	இயல்.4 1. கலங்கரை விளக்கம்	3	சங்கப்பாடல்களைச் சீர்பிரித்துப் படிக்கும் திறனும் கருத்தை உணரும் திறனும் பெறச் செய்தல்.	கலங்கரை விளக்கம், ஆசிரியர் பற்றிய குறிப்பு சங்க இலக்கியங்கள் ஆகியவற்றைப் பற்றித் தொகுத்துக் கூறுதல்.	கடல், கலங்கரை விளக்கம் பற்றிய படங்கள். பாடநூல்.		தொகுத்துக்கூறுதல்: கடல் மற்றும் கலங்கரை விளக்கம் பற்றியச் செய்திகளைத் தொகுத்துக் கூறல் செய்தல்.	சங்கப் பாடல்கள் பற்றியும் கலங்கரை விளக்கம் பற்றியும் அறிந்து கொள்ளுதல்.	கலங்கரை விளக்கத்தின் அவசியம் குறித்துக் கேட்டறிதல்.	அறிவின் துணைக் கொண்டால் அனைத்தும் சாத்தியமே

மாதம்	வாரம்	தலைப்பு	பாடவேளை	நோக்கம் / குறிக்கோள்	கற்பித்தல் முறை	துணைக் கருவிகள்	முக்கிய நாட்கள்/ ஆசிரியர் செயல்பாடு	கற்றல் தொடர்புடைய செயல்பாடுகள்	கற்றல் விளைவுகள்	மதிப்பாய்வு	அறநெறி மற்றும் ஒழுக்கம் சார்ந்த உணர்வு கோட்பாடுகள்
		2. கவின் மிகு கப்பல்	3	முன்னோர்கள் கப்பல் செலுத்திய திறம் பற்றி சங்கப் பாடலின் வழி அறியச் செய்தல்.	கலித்தொகை பற்றிக் கூறி, பாடலின் வழிநின்றுபொருள் விளக்கம் அளித்தல்.	கப்பல்கள் கடல் படத்தொகுப்பு, பாடநூல்.	15 – 7- 2022 கர்ம வீரர் காமராசரின் பிறந்த நாள்.	படத்தொகுப்பு கர்ம வீரர் காமராசர் உருவாக்கிய அணைக்கட்டுகள் பற்றிய படத்தொகுப்பு தயாரிக்கச் செய்தல்.	பழந்தமிழரின் கப்பல் செலுத்தும் திறம் பற்றி அறிந்து கொள்ளுதல்.	கவிஞர் இளநாகனார் பற்றி வினவுதல் சிந்தனை யானது ஆக்கப்பூர்வமாக இருந்தால் எதையும் சாதிக்க முடியும் என்பதை அறிதல்	
II		3. தமிழரின் கப்பற்கலை	6	தமிழர்களின் கப்பல் கட்டும் தொழில் நுட்ப முறையை இலக்கியங்கள் வழி அறியச் செய்தல்.	பயணங்கள், கப்பல் கட்டும் கலை, கப்பலின் உறுப்புகள் செலுத்தும் முறை குறித்த செய்திகளைத் தொகுத்துக் கூறுதல்	பாடநூல், கரும்பலகை, சுண்ணக்கட்டி, துறைமுகம் படக்காட்சி	காணொலிக் காட்சி	பட்டியலிடுதல்: கப்பல் கட்டுவதற்குப் பயன்படும் மரங்களின் பெயர்களைப் பட்டியலிடச் செய்தல்	கப்பல் கட்டும் முறைப் பற்றி தெரிந்துக் கொள்ளுதல்.	தோணி பெயர்க் காரணம் கேட்டறிதல்.	
III		4. ஆழ்கடலின் அடியில்	6	மொழிப்பெயர்ப்புப் புதினங்களை படித்தறியச் செய்தல்.	ஆழ் கடலின் விந்தைகளை கதையின் வழி நின்று சுவைபட விளக்குதல். படைப்பாற்றல் சிந்தனை கப்பல், கடல் வாழ் உயிரினங்களின் காகித உருவங்கள் செய்து விளக்குதல்	ஆழ் கடல் பற்றிய படங்கள் ,பாடநூல்.	தமிழக முதல்வர்கள்- காணொலிக் காட்சி/ படக்காட்சி.	சேகரித்தல்: புனைகதைகளின் தலைமகன் ஜூல்ஸ் வெர்ன் அவர்களின் பிற நூல்களின் பெயர்களைச் சேகரித்து வரச் செய்தல்	ஆழ்கடலின் விந்தைகளையும் நீர்மூழ்கிக்கப்பல் பற்றியும் அறிந்து கொள்ளுதல்.	நீர்மூழ்கிக் கப்பல் குறித்துக் கேட்டறிதல்	

மாதம்	வாரம்	தலைப்பு	பாடவேளை	நோக்கம் / குறிக்கோள்	கற்பித்தல் முறை	துணைக் கருவிகள்	முக்கிய நாட்கள்/ ஆசிரியர் செயல்பாடு	கற்றல் தொடர்புடைய செயல்பாடுகள்	கற்றல் விளைவுகள்	மதிப்பாய்வு	அறநெறி மற்றும் ஒழுக்கம் சார்ந்த உணர்வு கோட்பாடுகள்
	IV	5. இலக்கிய வகைச் சொற்கள்	6	மொழியில் பயன்படுத்தும் இலக்கிய வகை சொற்கள் அறியச் செய்தல்.	நால்வகைச் சொற்களை உதாரணங்கள் கூறி பாடத்தின் வழி விளக்கம் அளித்தல்.	பாடநூல், இலக்கண நூல், கரும் பலகை, சுண்ணக்கட்டி		வகைப்படுத்துதல் : நாளிதழ் செய்தியொன்றில் உள்ள நால்வகைச் சொற்களையும் வகைப்படுத்தி எழுதச் செய்தல்	இயற்சொல் திரிசொல் திசைச்சொல் வடசொல் குறித்து அறிந்து கொள்ளுதல்.	வடசொல் குறித்துக் கேட்டறிதல்	
ஆகத்து	I	இயல் 5 1. இன்பத் தமிழ்க் கல்வி. 2. அழியாச் செல்வம்	3 3	கல்வியே அனைத்திற்கும் அடிப்படை என்பதை உணரச் செய்தல். எளிய பாடல்களைச் சீர் பிரித்துப் படித்து பொருள் புரிந்துக் கொள்ளச் செய்தல்.	தமிழரின் இன்னலை தீர்க்கும் வழி கொண்ட கவிதையை பாவேந்தர் வழிநின்று விளக்குதல் எவராலும் கவர முடியாத நிலையான செல்வம் கல்வியே என்பதை விளக்குதல்	பாவேந்தரின் படம், பாடநூல். பாடநூல் இலக்கிய நூல்கள்	03-08-2022 ஆடிப் பெருக்கு நீர்நிலைகளைப் போற்றி வணங்குதல் ,புண்ணிய நதிகளின் சிறப்புகளை எடுத்துரைத்தல்	வாசித்தல் : பாவேந்தரின் கதைகளுள் ஒன்றை வாசிக்கச் செய்தல். பட்டியலிடுதல் பதினெண் கீழ்க்கணக்கு நூல்களின் பெயர்களைப் பட்டியலிடச் செய்தல்	தமிழரின் மேன்மையை உணர்ந்து கொள்ளுதல். என்றும் அழிவில்லாத செல்வம் கல்வி என்பதை அறிந்து கொள்ளுதல்.	பாவேந்தரின் பிற நூல்கள் பற்றி கேட்டறிதல். சீர் பிரித்துப் படிக்கும் இலக்கிய நயத்தை வெளிக்கொணர்தல்.	" கருத்தியல் ரீதியாகவும், நாம் செயல்படும் போதுதான் நாம் கற்ற கல்வி முழுமை பெறுகிறது". - மகரிஷி மகேஷ் யோகி

மாதம்	வாரம்	தலைப்பு	பாடவேளை	நோக்கம் / குறிக்கோள்	கற்பித்தல் முறை	துணைக் கருவிகள்	முக்கிய நாட்கள்/ ஆசிரியர் செயல்பாடு	கற்றல் தொடர்புடைய செயல்பாடுகள்	கற்றல் விளைவுகள்	மதிப்பாய்வு	அறநெறி மற்றும் ஒழுக்கம் சார்ந்த உணர்வு கோட்பாடுகள்
	II	3.வாழ்விக்கும் கல்வி	5	கல்வியின் இன்றியமையா மையை உணரச் செய்தல்.	காலமறிதல், அழியாச்செல்வம், ஒளிவிளக்கு, கற்றவரும், கல்லாதவரும் கற்க கசடற முதலிய தலைப்புகளின் கீழுள்ள செய்திகளைத் தொகுத்துக் கூறுதல்.	திருக்குறள் நூல், திருவள்ளுவர் படம், பாடநூல்	இறை நம்பிக்கை ஆன்மீக சிந்தனையின் அவசியம் - கலந்துரையாடல்	எழுதுதல்: திருக்குறளில் கல்வி அதிகாரத்திலுள்ள குறட்பாக்களை எழுதிவரச் செய்தல்.	கல்வி குன்றின் மேலிட்ட விளக்கு என்பதை அறிந்து கொள்ளுதல்.	நூல்களைப் படிக்கும் முறை குறித்து வினவுதல்	
	III	4. பள்ளி மறுதிறப்பு	5	கதை படிக்கும் ஆர்வத்தை உருவாக்குதல்.	பாடத்தின் வழி கதையைச் சுவைபடக் கூறுதல்.	கதை நூல்கள்.	நீர்நிலைகளின் படக்காட்சி	ஒருங்கிணைந்த கலை வடிவ செயல் திட்டம் குழுச் செயல் பாடு பள்ளிக்கூடம் படம் வரைந்து அங்கு இருக்க வேண்டிய வசதிகள் குறித்துக் கூறவைத்தல்	இளமைப் பருவம் கல்விக்கு உரியது என்பதையும் இளமையில் கற்கும் கல்வி ஒருவனை சான்றோனாக உருவாக்கும் என்பதையும் புரிந்து கொள்ளுதல்.	பள்ளி மறுதிறப்பு கதையைக் கூற வைத்தல். அழியாத செல்வமாகிய கல்வியின் பூரணத்துவ நிலைப் பற்றி அறிதல்.	
	IV	5. ஒரெழுத்து ஒரு மொழி பகுபதம் , பகாப்பதம்	4	மொழியின் எழுத்துகள் , சொற்கள் ஆகியவற்றின் கட்டமைப்பு குறித்து அறிந்து கொள்ளச் செய்தல்.	பகுபதம், பகாப்பதம் , ஒரெழுத்து ஒருமொழிகள் ஆகியவற்றை சான்றுகளுடன் விளக்குதல்	வரைபடத் தாள், பாடநூல்.	நீர் மாசுபாடு கலந்துரையாடல்	தொடர் அமைத்தல் ஒரெழுத்து ஒரு மொழிகளைப் பயன்படுத்தித் தொடர்களை எழுதி வரச் செய்தல்	சொற்களை பிரித்து பகுபத உறுப்புகள் எழுதும் முறை அறிதல்.	பகுபதஉறுப்புகள் குறித்து வினவுதல்.	

மாதம்	வாரம்	தலைப்பு	பாடவேளை	நோக்கம் / குறிக்கோள்	கற்பித்தல் முறை	துணைக் கருவிகள்	முக்கிய நாட்கள்/ ஆசிரியர் செயல்பாடு	கற்றல் தொடர்புடைய செயல்பாடுகள்	கற்றல் விளைவுகள்	மதிப்பாய்வு	அறநெறி மற்றும் ஒழுக்கம் சார்ந்த உணர்வு கோட்பாடுகள்
அரையாண்டுத் தேர்வு											
அக்டோபர்	I	இயல்.6 1. ஒரு வேண்டுகோள் 2. கீரைப்பாத்தியும் குதிரையும்	2	கலைகளின் இன்றியமையா மையை அறியச் செய்தல்.	கலைப்படைப்பானது அழகியலோடு மானுடத்தைப் பேச வேண்டும் என்பதைப் பாடலின் வழி நின்று விளக்குதல்.	பாடநூல், கவிதை நூல்		கவிதை எழுதுதல் இயற்கைப் பொருள்கள் குறித்து கவிதை எழுதி வரச் செய்தல்.	சிற்பம், ஓவியக் கலைகளின் இயல்புகள் பற்றி அறிந்து கொள்ளுதல்.	ஒரு கலை எப்பொழுது உயிர்ப் புடையதாக அமையும் என வினவுதல்	"மகிழ்ச்சியாய் இருப்பதே மிக முக்கியம் மகிழ்ச்சியின் மூலம் அனைத்து வெற்றிகளையும் பெறலாம்". - மகரிஷி மகேஷ்யோகி
		3. பேசும் ஓவியங்கள்	2	இரு பொருள் தரும் வகையில் அமைந்த பாடலில் நயங்களை உணரச் செய்தல்.	சொல் நயமும் பொருள் நயமும் இரட்டுற மொழிதல் பாடல்களைத் தகுந்த உதாரணங்களுடன் விளக்குதல்.	குதிரை , கீரைப்பாத்தி பற்றிய படங்கள்.	5.10.2022 ஆயுத பூஜை	படத்தொகுப்பு நவராத்திரி விழா பற்றிய படத்தொகுப்பு தயாரித்து வரச் செய்தல் .	சிலேடை நயம் குறித்து அறிந்து கொள்ளுதல்.	காளமேகப் புலவர் குறித்துக் கேட்டறிதல்	
	II	3. பேசும் ஓவியங்கள்	3	ஓவியக் கலையின் மேன்மையையும் நுட்பங்களையும் அறியச் செய்தல்.	ஓவியங்களின் தோற்றம் பற்றிச் சுவைபடக் கூறி , பாடத்தின் வழி நின்று விளக்கம் அளித்தல். கதைக் கூறுதல் வரலாற்று சிறப்பு வாய்ந்த ஓவியங்களின் கதைகளைக் கூறுதல்	ஓவிய காட்சிகளின் தொகுப்பு, பாடநூல்.	நவராத்திரி விழா முப்பெரும் தேவியர்பற்றிய காணொலி.	தனிநபர் நடிப்பு: தனிநபர் நடிப்பு மூலம் ஓவியங்களின் வகைகள் பற்றிய செய்திகளை வெளிப்படுத்துதல்.	ஓவியங்களின் தோற்றம் மற்றும் வகைகள் குறித்து அறிந்து கொள்ளுதல்.	செப்பேட்டு ஓவியங்கள் பற்றிக் கேட்டறிதல்.	

மாதம்	வாரம்	தலைப்பு	பாடவேளை	நோக்கம் / குறிக்கோள்	கற்பித்தல் முறை	துணைக் கருவிகள்	முக்கிய நாட்கள்/ ஆசிரியர் செயல்பாடு	கற்றல் தொடர்புடைய செயல்பாடுகள்	கற்றல் விளைவுகள்	மதிப்பாய்வு	அறநெறி மற்றும் ஒழுக்கம் சார்ந்த உணர்வு கோட்பாடுகள்
		4. தமிழ் ஒளிர் இடங்கள்.	2	தமிழகச் சுற்றுலா இடங்களையும் அவை வெளிப்படுத்தும் கலை பண்பாட்டு கூறுகளையும் அறியச் செய்தல்	சுற்றுலாவின் நோக்கம், அவசியம் பற்றிக் கூறி பாடத்தின் வழி நின்று விளக்கமளித்தல்.	தமிழக சுற்றுலா இடங்கள் படத் தொகுப்பு, பாடநூல்.		தொடர் அமைத்தல் விருப்பமான சுற்றுலா இடங்களின் பெயர்களைக் கொண்டு தொடர் அமைக்கச் செய்தல்	தமிழ்மொழியின் பெருமையைப் பறைசாற்றும் இடங்களைப் பற்றி அறிந்து கொள்ளுதல்.	கண்டுகளித்த சுற்றுலா இடங்களின் சிறப்பு களைப் பற்றி கேட்டறிதல்.	
III		5. தொழிற் பெயர்.	2	தொழிற் பெயரின் வகைகளை அறிந்து கொள்ளச் செய்தல்.	முதனிலைத் தொழிற்பெயர், முதனிலை திரிந்த தொழிற்பெயர்களைச் சான்றுகள் கூறி விளக்குதல்	பல்வேறு வகையான தொழில் களின் படங்கள், பாடநூல்.		மனவரைபடம் தயாரித்தல் தொழிற்பெயர் குறித்து மனவரைபடம் தயாரிக்கச் செய்தல்.	தொழிற்பெயரின் வகைகளைச் சான்றுடன் அறிந்து கொள்ளுதல்.	முதனிலை திரிந்த தொழிற்பெயரைச் சான்றுடன் கூறச் செய்தல்.	
		6. திருக்குறள்	2	திருக்குறளின் பெருமையை அறியச் செய்தல்.	சீர் பிரித்து படித்து பொருள் விளக்கமளித்தல்.	திருக்குறள் நூல், பாட நூல்.	ஆயுத பூஜை விஜயதசமி பற்றிய உரைவீச்சு.	எழுதுதல் குறட்பாக்களை எழுதி வரச் செய்தல்.	குறட்பாக்களை சீர் பிரித்து, படித்து பொருள் அறியும் திறன் பெறுதல்.	துன்பத்திற்கே துன்பம் உண்டாக்குபவர் யார் எனக் கேட்டறிதல்.	
		7. பொதுக் கடிதம் பொதுக் கட்டுரை	2	நன்கு பேச, எழுத, செயல்படத் திறன்கள் பெறச் செய்தல்	கோர்வையாக எழுதும் திறனை வலியுறுத்தி பதிப்பகத்தாருக்கு வணிகக் கடிதமொன்று எழுதக் கற்பித்தல். கட்டுரையின் வகைகளைத் தொகுத்துக் கூறுதல் வாசித்தலில் உள்ள நுட்பங்களைக்	அஞ்சல் அட்டை, அஞ்சல் உறைகள், கட்டுரை நூல்		தபால் விளையாட்டு வகுப்பிலுள்ள மாணவர்களின் பெயர்களைத் தனித்தனியாக அட்டைகளில்	மடல், கட்டுரை போன்றவற்றை எழுதும் போது அதற்குரிய வடிவத்தைச் சரியாகக் கடைபிடிக்க வேண்டும்	மாதிரிக் கடிதங்களை எழுத	

மாதம்	வாரம்	தலைப்பு	பாடவேளை	நோக்கம் / குறிக்கோள்	கற்பித்தல் முறை	துணைக் கருவிகள்	முக்கிய நாட்கள்/ ஆசிரியர் செயல்பாடு	கற்றல் தொடர்புடைய செயல்பாடுகள்	கற்றல் விளைவுகள்	மதிப்பாய்வு	அறநெறி மற்றும் ஒழுக்கம் சார்ந்த உணர்வு கோட்பாடுகள்
		மூன்றில் ஒரு பங்காகச் சுருக்குதல்			கூறுதல்			எழுதித் தயாரித்து அவற்றை உரியவரிடம் கொடுக்கச் செய்தல்	என்பதை உணர்த்துதல்.	வைத்தல். கலை என்பது மகிழ்ச்சியின் திறவுகோல் என்பதையும் அறிந்து கொள்ளுதல்	
	IV	இயல் 7 8 விருந்தோம்பல். 9. வயலும் வாழ்வும்	2 2	பதினெண்கீழ்க் கணக்கு நூல்கள் காட்டும் சமூக வாழ்வியலைப் புரிந்து கொள்ளச் செய்தல். எளிய நாட்டுப்புறப் பாடல்களின் ஓசை நயத்தையும் அதில் பொதிந்துள்ள சமூக செய்தி களையும் அறியச் செய்தல்.	ஓசை நயம் தோன்ற படித்து பொருள் விளக்கமளித்தல். ஓசை நயம் தோன்ற படித்து பொருள் விளக்கம் அளித்தல்.	திருக்குறள் நூல், பாட நூல். உழவுத் தொழில் பற்றிய படங்கள் பாடநூல்.	சிவராத்திரி, நவராத்திரி விழா குறித்து கலந்துரையாடல்.	சேகரித்தல் கடையேழு வள்ளல்களின் படங்கள், பெயர்கள் சேகரித்து வரச் செய்தல். படத்தொகுப்பு வேளாண் கருவிகளின் படங்கள் சேகரித்து படத்தொகுப்பு தயாரிக்கச் வரச் செய்தல்.	விருந்தோம்பலின் சிறப்பை அறிந்து கொள்ளுதல். உழவுத் தொழிலின் அவசியத்தையும் மேன்மையையும் அறிந்து கொள்ளுதல்.	பறம்பு மலையின் மன்னன் பாரி குறித்துக் கேட்டறிதல். நாட்டுப்புறப் பாடல்கள் குறித்துக் கேட்டறிதல்.	
II		1. திக்கெல்லாம் புகழும் திருநெல்	3	கருத்துகளை தொகுத்துக்	சிறப்பு வாய்ந்த நகரங்கள் பற்றியும் திருநெல்வேலி பற்றியும் தொகுத்துக் கூறுதல்.	திருநெல் வேலி காணொ	தமிழ் நாட்டின் பாரம்பரியம் - படத்தொகுப்பு.	பட்டியலிடுதல்	ஆற்றங் கரையோரம் அமைந்துள்ள	கொற்கை முத்து பற்றிக் கேட்டறிதல்	


மாதம்	வாரம்	தலைப்பு	பாடவேளை	நோக்கம் / குறிக்கோள்	கற்பித்தல் முறை	துணைக் கருவிகள்	முக்கிய நாட்கள்/ ஆசிரியர் செயல்பாடு	கற்றல் தொடர்புடைய செயல்பாடுகள்	கற்றல் விளைவுகள்	மதிப்பாய்வு	அறநெறி மற்றும் ஒழுக்கம் சார்ந்த உணர்வு கோட்பாடுகள்
		வேலி. 2.திருநெல்வேலிச் சீமையும் கவிகளும்.	3	கடிதம் எழுதும் திறன் பெறுதல். திருநெல்வேலி மாவட்டத்தின் வரலாற்றையும் சிறப்பையும் அறியச் செய்தல் .	திருநெல்வேலி ஈன்றெடுத்த கவிமுத்துகளைப் பற்றி தொகுத்துக் கூறுதல்.	லிக் காட்சி, பாடநூல். காணொலி, பாடநூல்.		தமிழ்நாட்டின் மாவட்டங்களின் பெயர்களை பட்டியலிடச் செய்தல் சேகரித்தல் பிற மாநில கவியரசர்களின் பெயர்கள்,படங்களைச் சேகரித்து வரச் செய்தல்.	நகரங்கள் பற்றிய செய்திகளை அறிந்து கொள்ளுதல். திருநெல்வேலி மற்றும் தூத்துக்குடி மாவட்டங்கள் பற்றி அறிந்து கொள்ளுதல்	இரசிகமணி டி. கே. சி பற்றி வினவுதல்	"வேகமாக வளர்ந்திடும் பரிணாம வளர்ச்சியில் முறைப்படுத்தப்பட்ட வாழ்வே அத்தியாவசியமானது" - மகரிஷி மகேஷ் யோகி
	II	3.அணி இலக்கணம் இயல் 8 4. புதுமை விளக்கு	3 3	அணியால் சுவை பெறும் பாடல்களைப் படித்தறியும் திறன் பெறச் செய்தல். பாடலின் பொருள் அறிய அகராதியைப் பயன்படுத்தும் திறன் பெறச் செய்தல்.	உவமை அணியின் வகைகளை சான்றுகளுடன் தெளிவாக விளக்குதல் இறை வழிபாட்டில் சடங்குகளை விட உள்ளத் தூய்மையே முதன்மையானது என்பதை விளக்குதல்.	இலக்கண நூல் வரைபடத் தாள் பாட நூல். ஆழ்வார்களின் படங்கள், பாடநூல்.	பாரம்பரிய உணவு வகைகள் - கலந்துரையாடல்.	ஒருங்கிணைந்த கலை வடிவ செயல் திட்டம் காகிதத் துக்களைக் கொண்டு வடிவங்கள் உருவாக்கி இலக்கண வகைகளைக் குறித்தல் விளக்குகளின் படங்களை சேகரித்து வரச் செய்தல்	உவமை மற்றும் உருவக அணி பற்றி அறிந்து கொள்ளுதல். இயற்கை மற்றும் அன்பையே விளக்காக ஏற்றி வழிபட்ட சான்றோர்களைப் பற்றி அறிந்து கொள்ளுதல்	உவமை அணியை குறித்துக் கேட்டறிதல்.. நாகரீகம்சமூக வாழ்வியல் ஆகியவற்றின் முன்னேற்ற நிலையே அவசியமானது என்பதை அறிந்து கொள்ளுதல்	

மாதம்	வாரம்	தலைப்பு	பாடவேளை	நோக்கம் / குறிக்கோள்	கற்பித்தல் முறை	துணைக் கருவிகள்	முக்கிய நாட்கள்/ ஆசிரியர் செயல்பாடு	கற்றல் தொடர்புடைய செயல்பாடுகள்	கற்றல் விளைவுகள்	மதிப்பாய்வு	அறநெறி மற்றும் ஒழுக்கம் சார்ந்த உணர்வு கோட்பாடுகள்
										பொய்கை ஆழ்வார் குறித்து வினவுதல் .	
III		5. அறம் என்னும் கதிர்	3	அறநெறிச்சாரப் பாடலில் உள்ள உருவகத் தையும் அறக்கருத்துகளையும் அறியச் செய்தல் .	அறம் சார்ந்த கருத்துகளைப் பாடலின் வழி விளக்குதல் .	அறநூல், பாடநூல்	உலக பாரம்பரிய வாரம். 14-20	படத்தொகுப்பு நம் பாரம்பரிய கலாச்சார உணவுகள் பற்றி படத்தொகுப்பு தயாரிக்கச் செய்தல்	வாழ்வியல் நன்னெறிகளை அறிந்து கொள்ளுதல்.	நீக்க வேண்டிய களை என்று அறநெறிச்சாரம் கூறுவன பற்றி வினவுதல்.	
		6. ஒப்புரவு நெறி.	3	ஒரு கருத்தை மையப் படுத்திய கட்டுரைகளின் கருத்து வெளிப்பாட்டுத் தன்மையினை உணரச் செய்தல்.	வாழ்வின் குறிக்கோள் ஒப்புரவின் இயல்பு, பயன்கள், ஒப்புரவின் கடமை ஆகிய தலைப்புகளைத் தொகுத்துக் கூறுதல்	குன்றக்குடி அடிகளார் படம், பாடநூல்.		உரைவீச்சு ஆற்றவேண்டிய பொதுநலத் தொண்டுகள் குறித்து உரையாற்றச் செய்தல்	ஒப்புரவு நெறிகளைப் பற்றி அறிந்து கொள்ளுதல்.	ஒப்புரவுக்கும் உதவி செய்தலுக்கும் உள்ள வேறுபாடு குறித்து வினவுதல்.	
IV		7. உண்மை ஒளி	6	படக்காட்சிகள் வழி கருத்துகளை புரிந்து கொள்ளும் திறன் பெறச் செய்தல்	பொது நலத்தின் அவசியம் பற்றிய கருத்துகளை முன்னிறுத்தி பாடத்தின் வழி கதையினை சுவைபட விளக்குதல்	ஜென் கதை நூல் பாடநூல்	நம் பாரம்பரியம்-காணொலி	கதை கூறுதல் அறிந்த ஜென் கதைகளைக் கூற வைத்தல்	சத்தியத்தின் ஒளியே உண்மை ஒளி என்பதை அறிந்து கொள்ளுதல்	தன்னலம், பொதுநலம் குறித்து வினவுதல்	

மாதம்	வாரம்	தலைப்பு	பாடவேளை	நோக்கம் / குறிக்கோள்	கற்பித்தல் முறை	துணைக் கருவிகள்	முக்கிய நாட்கள்/ ஆசிரியர் செயல்பாடு	கற்றல் தொடர்புடைய செயல்பாடுகள்	கற்றல் விளைவுகள்	மதிப்பாய்வு	அறநெறி மற்றும் ஒழுக்கம் சார்ந்த உணர்வு கோட்பாடுகள்
மதிப்பீட்டுத் தேர்வு											
சனவரி	I	1. அணி இலக்கணம்	3	பாடல்களில் இடம்பெறும் அணிகளை அடையாளம் காணும் திறன் பெறச் செய்தல்.	உருவக அணி ஏகதேச உருவக அணி ஆகியவற்றை சான்றுடன் விளக்குதல்	இலக்கண நூல் பாடநூல்		மனவரைபடம் இலக்கண வகைகள் பற்றி மனவரைபடம் தயாரிக்கச் செய்தல்	உருவக அணி வகைகள் பற்றி அறிந்து கொள்ளுதல்	உருவக அணியை சான்றுகளுடன் விளக்கச் செய்தல்	" பழுத்த மரமானது தன்னிடம் உள்ள பழங்களை தலை சாய்த்து மற்றவர்களுக்கு கொடுத்து மகிழ்வது போல அறிவானது அடக்கத்தைத் தரவல்லது" - மகரிஷி மகேஷ்யோகி
		2. திருக்குறள்	3	திருக்குறளின் பெருமையை அறிந்து கொள்ளச் செய்தல்	வினைசெயல்வகை ,அவை அஞ்சாமை, நாடு, அரண் பெருமை ஆகிய அதிகாரங்களில் குறட்பாக்களை சீர் பிரித்து வாசித்து பொருள் விளக்கம் அளித்தல்	திருக்குறள் நூல், பாடநூல்	பொங்கல் திருநாள் காணொலிக் காட்சி	வாசித்தல் குறட்பாக்களை சீர் பிரித்து வாசிக்க வைத்தல்	குறட்பாக்களின் பொருளறிந்து வாசிக்க அறிந்து கொள்ளுதல்	சிறந்த நாட்டின் இயல்புகளாக வள்ளுவர் கூறுவன பற்றிக் கேட்டறிதல்	
	இயல் 9 3.மலைப் பொழிவு	3	பாடலின் பொருள் அறிய அகராதியைப் பயன்படுத்தும் திறன் பெறச் செய்தல்	சாந்தம், இரக்கம், அறவுணர்வு கொண்டவர்களே தலைமைப் பண்பு பெற்றவர்கள் என்பதைப் பாடலின் வழி நின்று விளக்குதல்.	கவியரசு கண்ணதாசன் படத் தொகுப்பு, பாடநூல்		கவியரசு கண்ணதாசன் எழுதிய நூல்களின் பெயர்களைப் பட்டியலிடச் செய்தல்	பாடலின் பொருள் பற்றியும் நூலாசிரியர் கவியரசு கண்ணதாசன் பற்றியும் அறிந்து கொள்ளுதல்.	வாழ்க்கை மலர்ச் சோலையாக மாற என்ன செய்ய வேண்டும் என வினவுதல்.		
	4. தன்னை அறிதல்	3	தனித் திறமை மற்றும் தனித்தன்மை		பறவைகளின் படக்	14.1.2023 பொங்கல் திருநாள்	உரைவீச்சு	தனித்திறமை தனித்தன்மை			

மாதம்	வாரம்	தலைப்பு	பாடவேளை	நோக்கம் / குறிக்கோள்	கற்பித்தல் முறை	துணைக் கருவிகள்	முக்கிய நாட்கள்/ ஆசிரியர் செயல்பாடு	கற்றல் தொடர்புடைய செயல்பாடுகள்	கற்றல் விளைவுகள்	மதிப்பாய்வு	அறநெறி மற்றும் ஒழுக்கம் சார்ந்த உணர்வு கோட்பாடுகள்
				யை உணரச் செய்தல்	ஒவ்வொரு மனிதருக்குள்ளும் தனித்தன்மையும் தனித் திறமையும் இருக்கிறது என்பதை பாடலின் வழி நின்று விளக்குதல் கதைக் கூறுதல் தன்னம்பிக்கைக் கதைகளைக் கூறுதல்	கதைகள், பாடநூல்		பொங்கல் திருநாள் கொண்டாடப்படுவதன் நோக்கம் பற்றிப் பேச வைத்தல்	பற்றி அறிந்து கொள்ளுதல்.	தனித் தன்மையை பற்றிக் கேட்டறிதல்	
III		5.கண்ணியமிகு தலைவர்	3	தலைவர் காயிதே மில்லத் பற்றி அறியச் செய்தல்.	எளிமை, நேர்மை, மொழிக்கொள்கை, நாட்டுப்பற்று ,அரசியல், கல்விப்பணி ,தொழில்துறை ஆகிய தலைப்புகளைத் தொகுத்துக் கூறுதல்.	தலைவர் களின் படங்கள் பாடநூல்.	பிற மாநிலங்களின் திருவிழாக்கள் பண்டிகைகள் பற்றிய கலந்துரை யாடல்	தேசத்தலைவர்கள் படங்களுடன் கூடிய பெயர்ப் பட்டியல் தயாரிக்கச் செய்தல்.	காயிதே மில்லத் அவர்களின் பல்துறை திறன் பற்றி அறிந்து கொள்ளுதல்.	தலைவர்களுக்குரிய பண்புகள் குறித்து விளக்குதல்.	
		6. பயணம்	3	தன்னம்பிக்கையுடன் சூழ்நிலைகளை எதிர்கொள்ளுதல் போன்ற திறன்களைப் பெறச் செய்தல்	எழுத்தாளர் பாவண்ணன் பற்றிக் கூறுதல். எளிய மக்களின் வாழ்க்கை நிலையைத் தொகுத்துக் கூறுதல்.	பயணநூல், பாடநூல்		படத்தொகுப்பு : சுற்றுலாத் தலங்களின் படங்களின் படத்தொகுப்புத் தயாரித்தல்	சுற்றுலாவின் அவசியம் பற்றி அறிந்து கொள்ளுதல்	மேற்கொண்ட பயணங்கள் குறித்து வினவுதல் சிறந்த ஆளுமை பண்புகளையும் வளர்க்கக் கூடியது அறிவு என்பதைப் புரிந்து கொள்ளுதல்	

மாதம்	வாரம்	தலைப்பு	பாடவேளை	நோக்கம் / குறிக்கோள்	கற்பித்தல் முறை	துணைக் கருவிகள்	முக்கிய நாட்கள்/ ஆசிரியர் செயல்பாடு	கற்றல் தொடர்புடைய செயல்பாடுகள்	கற்றல் விளைவுகள்	மதிப்பாய்வு	அறநெறி மற்றும் ஒழுக்கம் சார்ந்த உணர்வு கோட்பாடுகள்
	IV	7. ஆகுபெயர்	3	சொற்களின் தன்மையினை மொழியில் அடையாளம் கண்டு கொள்ளச் செய்தல்...	சான்றுகளை முன்னிறுத்தி ஆகுபெயரின் வகைகளைத் தெளிவாக்குதல்	இலக்கண நூல், பாடநூல்	வேளாண் கருவிகளின் படங்கள், பெயர்கள் படத்தொகுப்பு.	மனவரைபடம் ஆகுபெயரின் வகைகள் குறித்து மனவரைபடம் தயாரித்து வரச் செய்தல்.	ஆகுபெயரின் வகைகள் பற்றி அறிந்து கொள்ளுதல்.	இரட்டைக் கிளவி, அடுக்குத் தொடர் குறித்துக் கேட்டறிதல்.	
பிப்ரவரி	ஆயத்த தேர்வு										
மார்ச்சு	ஆண்டு இறுதித் தேர்வு										



HEAD MISTRESS



Sr. HEAD MASTER /
CHIEF ACADEMIC ADVISOR



Sr. PRINCIPAL /
CHIEF EDUCATION OFFICER

JAI GURU DEV
MAHARISHI VIDYA MANDIR SENIOR SECONDARY SCHOOL, CHETPET, CHENNAI – 31
MIDDLE SCHOOL
SYLLABUS FOR THE ACADEMIC YEAR 2022 – 2023

CLASS : VII

शिक्षा

SUBJECT : SANSKRIT

MONTH	WEEK	TOPIC	NO. OF PERIODS	AIM / LEARNING OBJECTIVE	METHODOLOGY / PRESENTATION	TEACHING AIDS / RESOURCES / REFERENCE	DAYS OF IMPORTANCE / ACTIVITIES INVOLVED IN TEACHERS	ACTIVITIES INVOLVED IN BRINGING OUT THE SIGNIFICANCE OF LEARNING	LEARNING OUTCOMES	EVALUATION BASED ON PROJECT / ASSIGNMENT / ACTIVITIES	CORRELATING WITH CBE
APRIL		पूर्व वर्षम् पाठितम् पुनरावृत्तिः		पञ्च लकाराः परस्मैपदी आत्मनेपदी च ।	पुस्तकद्वारा पुनरावृत्तिः	पाठपुस्तकम्, कृष्णफलकम्, स्फोरक पत्राणि च ।	श्रीराम नवमी / सहोदर दिवसः > सहोदर प्राधान्य कथा कथनम् । > लोकेविद्यमान प्रशंसनीय सहोदर विशये ज्ञानम् करणीयम् । > पी.पी.टि द्वारा लोके विद्यमान सहोदर चित्राणाम् प्रदर्शनीयम् । > सहोदर मुख्यत्व विशये संवादः ।	स्व सहोदर सहोदर्याः ज्ञानम्, सहोदर द्वारा पत्र लेखनम् ।	गत वर्षम् पठितस्य पुनस्मारम् करणीयम् ।	पठनद्वारा, लेखद्वारा, परस्मैपदी, आत्मनेपदीभेद ज्ञानम् ।	सहोदर बन्धस्य प्रामुख्यम् अवगच्छन्ति ।
JUNE	I	प्रथमः पाठः- शतृ प्रत्ययः सुभाषितम्,		शतृ प्रत्ययस्य ज्ञानम् सुभाषित श्लोकायाः ज्ञानम् च करणीयम् ।	पुस्तकद्वारा प्रदर्शनम् । सरणिद्वारा प्रदर्शनम् ।	पाठपुस्तकम्, कृष्णफलकम्, स्फोरक पत्राणि च ।	26 - WORLD ANTI-DRUG DAY अन्तराष्ट्रीय प्रति मादकद्रव्य दिवसः । > प्रति मादकस्य प्राधान्य कथा कथनम् ।	प्रति मादकद्रव्यस्य बाधकानाम् विशये मानमध्ये विचारणम् ।	शतृ प्रत्ययस्य ज्ञानम् श्लोकद्वारा सुभाषितम्, सन्धिः च पाठनीयम्, करणीयम् ।	श्लोकानाम् मौकिकम् करणीयम्, तस्य शोदनम् करणीयम् । अभ्यास पत्रद्वारा मानवस्य ज्ञानम् शोदनम् करणीयम् ।	प्रति मादकद्रव्यस्य बाधकानाम् विशये प्रामुख्यम् अवगच्छन्ति ।
	II	सन्धिः कथा - शिशुपालवधम्		व्यञ्जनसन्धिः - श्चुत्वसन्धिः ज्ञानम् । पुराण कथा -	पुस्तकद्वारा प्रदर्शनम् । सरणिद्वारा प्रदर्शनम् ।	पाठपुस्तकम्, कृष्णफलकम्, स्फोरक पत्राणि च ।	> प्रति मादकस्य विशये ज्ञानम् करणीयम् । > पी.पी.टि द्वारा		पुराणस्य ज्ञानम् करणीयम्, कथा पात्राणाम् ज्ञानम् च करणीयम् ।	कथा पठनद्वारा पठनस्य वर्धनम् करणीयम् ।	

			नारदस्यागमनम् पाठनीयम्			मादकद्रव्यानाम् बाधकस्य चित्राणाम् प्रदर्शनीयम् । ➤ प्रति मादकस्य मुख्यत्व विशये संवादः ।				
	III	द्वितीयः पाठः - शतृप्रत्ययः, सुभाषितम्	शतृ प्रत्ययस्य ज्ञानम् सुभाषित श्लोकायाः ज्ञानम् च करणीयम् ।	पुस्तकद्वारा प्रदर्शणम् । सरणिद्वारा प्रदर्शणम् ।	पाठपुस्तकम्, कृष्णफलकम्, स्फोरक पत्राणि च ।			शतृ प्रत्ययस्य ज्ञानम् श्लोकद्वारा सुभाषितम् , सन्धिः च पाठनीयम्, करणीयम् ।	श्लोकानाम् मौकिकम् करणीयम्, तस्य शोदनम् करणीयम् । अभ्यास पत्रद्वारा मानस्य ज्ञानम् शोदनम् करणीयम् ।	
	IV	सन्धिः, कथा - शिशुपालवधम्	व्यञ्जनसन्धिः - अनुस्वारसन्धिः ज्ञानम् । पुराण कथा - मन्त्रालोचनम् पाठनीयम् ।	पुस्तकद्वारा प्रदर्शणम् । सरणिद्वारा प्रदर्शणम् ।	पाठपुस्तकम्, कृष्णफलकम्, स्फोरक पत्राणि च ।			पुराणस्य ज्ञानम् करणीयम्, कथा पात्राणाम् ज्ञानम् च करणीयम् ।	कथा पठनद्वारा पठनस्य वर्धनम् करणीयम् ।	
JULY	I	तृतीयः पाठः - शतृप्रत्ययः, सुभाषितम्	कृदन्ताः शतृ प्रत्ययस्य ज्ञानम् सुभाषित श्लोकायाः ज्ञानम् च करणीयम् ।	पुस्तकद्वारा प्रदर्शणम् । सरणिद्वारा प्रदर्शणम् ।	पाठपुस्तकम्, कृष्णफलकम्, स्फोरक पत्राणि च ।	13 - GURU PURNIMA गुरु पर्वः ➤ गुरोः प्राधान्य कथा कथनम् । ➤ लोकेविद्यमान प्रशंसनीय गुरोः विशये ज्ञानम् करणीयम् । ➤ पी.पी.टि द्वारा भारतस्य मुख्य गुरुणाम् चित्राणाम् प्रदर्शनीयम् । ➤ गुरोः मुख्यत्व विशये संवादः ।	भारतस्य मुख्य गुरुणाम् ज्ञानम्, तेषाम् चित्रम् पेषणम् कृत्वा नाम लेखनम् ।	शतृ प्रत्ययस्य ज्ञानम् श्लोकद्वारा सुभाषितम् , च पाठनीयम्, करणीयम् ।	श्लोकानाम् मौकिकम् करणीयम्, तस्य शोदनम् करणीयम् । अभ्यास पत्रद्वारा मानवस्य ज्ञानम् शोदनम् करणीयम् ।	गुरोः प्रामुख्यम् अवगच्छन्ति ।
	II	सन्धिः, कथा - शिशुपालवधम्	व्यञ्जनसन्धिः - परसवर्णसन्धिः ज्ञानम् । पुराण कथा - इन्द्र प्रस्तप्रयाणम् पाठनीयम् ।	पुस्तकद्वारा प्रदर्शणम् । सरणिद्वारा प्रदर्शणम् ।	पाठपुस्तकम्, कृष्णफलकम्, स्फोरक पत्राणि च ।			पुराणस्य ज्ञानम् सन्धिः ज्ञानम् च करणीयम्, कथा पात्राणाम् ज्ञानम् च करणीयम् ।	कथा पठनद्वारा पठनस्य वर्धनम् करणीयम् । अभ्यास पत्रद्वारा सन्धिः मानवस्य ज्ञानम् शोदनम् करणीयम् ।	
	III	चतुर्थः पाठः - शतृप्रत्ययः, सुभाषितम्	शतृ(पुं/नपुं) प्रत्ययस्य ज्ञानम् सुभाषित श्लोकायाः ज्ञानम् च करणीयम् ।	पुस्तकद्वारा प्रदर्शणम् । सरणिद्वारा प्रदर्शणम् ।	पाठपुस्तकम्, कृष्णफलकम्, स्फोरक पत्राणि च ।			शतृ प्रत्ययस्य ज्ञानम् श्लोकद्वारा सुभाषितम् , च पाठनीयम्, करणीयम् ।	श्लोकानाम् मौकिकम् करणीयम्, तस्य शोदनम् करणीयम् । अभ्यास पत्रद्वारा मानवस्य ज्ञानम् शोदनम् करणीयम् ।	
	IV	सन्धिः, कथा -	व्यञ्जनसन्धिः - अनुनासिक	पुस्तकद्वारा प्रदर्शणम् ।	पाठपुस्तकम्, कृष्णफलकम्,				पुराणस्य ज्ञानम् सन्धिः ज्ञानम् च	कथा पठनद्वारा पठनस्य वर्धनम्

		शिशुपालवधम्		सन्धेः ज्ञानम् । पुराण कथा - प्रयाणवर्णनम् पाठनीयम् ।	सरणिद्वारा प्रदर्शनम् ।	स्फोरक पत्राणि च ।			करणीयम्, कथा पात्राणाम् ज्ञानम् च करणीयम् ।	करणीयम् । अभ्यास पत्रद्वारा सन्धेः मानवस्य ज्ञानम् शोदनम् करणीयम् ।		
AUGUST	I	पञ्चमः पाठः - शतृप्रत्ययः (स्त्री), सुभाषितम्		शतृ(स्त्री) प्रत्ययस्य ज्ञानम् सुभाषित श्लोकायाः ज्ञानम् च करणीयम् ।	पुस्तकद्वारा प्रदर्शनम् । सरणिद्वारा प्रदर्शनम् ।	पाठपुस्तकम्, कृष्णफलकम्, स्फोरक पत्राणि च ।	11 - RAKSHA BHANDAN / AVANI AVITTAM रक्षा बन्धनम् ➤ सहोदर प्राधान्य कथा कथनम् । ➤ लोकेविद्यमान प्रशंसनीय सहोदर विशये ज्ञानम् करणीयम् । ➤ पी.पी.टि द्वारा लोके विद्यमान सहोदर चित्राणाम् प्रदर्शनीयम् । ➤ सहोदर मुख्यत्व विशये संवादः ।	स्व सहोदर सहोदर्याः ज्ञानम्, सहोदर द्वारा पत्र लेखनम् ।	शतृ प्रत्ययस्य ज्ञानम् श्लोकद्वारा सुभाषितम् , च पाठनीयम्, करणीयम् ।	श्लोकानाम् मौकिकम् करणीयम्, तस्य शोदनम् करणीयम् । अभ्यास पत्रद्वारा मानवस्य ज्ञानम् शोदनम् करणीयम् ।	सहोदर बन्धस्य प्रामुख्यम् अवगच्छन्ति ।	
	II	सन्धिः, कथा - शिशुपालवधम्		व्यञ्जनसन्धिः - पूर्वसवर्णसन्धेः ज्ञानम् । पुराण कथा - शिशु पालस्य वधः पाठनीयम् ।	पुस्तकद्वारा प्रदर्शनम् । सरणिद्वारा प्रदर्शनम् ।	पाठपुस्तकम्, कृष्णफलकम्, स्फोरक पत्राणि च ।				पुराणस्य ज्ञानम् सन्धिः ज्ञानम् च करणीयम्, कथा पात्राणाम् ज्ञानम् च करणीयम् ।	कथा पठनद्वारा पठनस्य वर्धनम् करणीयम् । अभ्यास पत्रद्वारा सन्धेः मानवस्य ज्ञानम् शोदनम् करणीयम् ।	
	III	षष्ठः पाठः - कृदन्ताः (स्त्री), सुभाषितम्		शत्रान्तस्त्रीलिङ्ग प्रत्ययस्य ज्ञानम् सुभाषित श्लोकायाः ज्ञानम् च करणीयम् ।	पुस्तकद्वारा प्रदर्शनम् । सरणिद्वारा प्रदर्शनम् ।	पाठपुस्तकम्, कृष्णफलकम्, स्फोरक पत्राणि च ।				कृदन्तस्यप्रत्यय ज्ञानम् श्लोकद्वारा सुभाषितम् , च पाठनीयम्, तस्य ज्ञानम् करणीयम् ।	श्लोकानाम् मौकिकम् करणीयम्, तस्य शोदनम् करणीयम् । अभ्यास पत्रद्वारा मानवस्य ज्ञानम् शोदनम् करणीयम् ।	
	IV	सन्धिः, कथा - करातार्जुनीयम्		विसर्गसन्धिः - ज्ञानम् । पुराण कथा - करातार्जुनीयम् पाठनीयम् ।	पुस्तकद्वारा प्रदर्शनम् । सरणिद्वारा प्रदर्शनम् ।	पाठपुस्तकम्, कृष्णफलकम्, स्फोरक पत्राणि च ।				पुराणस्य ज्ञानम् सन्धिः ज्ञानम् च करणीयम्, कथा पात्राणाम् ज्ञानम् च करणीयम् ।	कथा पठनद्वारा पठनस्य वर्धनम् करणीयम् । अभ्यास पत्रद्वारा सन्धेः मानवस्य ज्ञानम् शोदनम् करणीयम् ।	
SEPTEMBER	अर्ध वार्षिक परीक्षार्थम् पुनरावृत्तिः करणीयम् & अर्ध वार्षिक परीक्षा HALF HEARLY EXAMINATION											

OCTOBER	I	सप्तमः पाठः - शानच् प्रत्ययः, सुभाषितम्	शानच् प्रत्ययस्य ज्ञानम् सुभाषित श्लोकायाः ज्ञानम् च करणीयम् ।	पुस्तकद्वारा प्रदर्शनम् । सरणिद्वारा प्रदर्शनम् ।	पाठपुस्तकम्, कृष्णफलकम्, स्फोरक पत्राणि च ।	2 - GANDHI JAYANTHI / LAL BAHADUR SHASTRI BIRTHDAY / WORLD NON-VIOLENCE DAY अन्तराष्ट्रीय अहंसा दवसः ➤ अहिंसायाः प्राधान्य विषय कथनम् । ➤ अहिंसायाः विशये ज्ञानम् करणीयम् । ➤ पी.पी.टि द्वारा अहिंसायाः बाधकस्य चित्राणाम् प्रदर्शनीयम् । ➤ अहिंसायाः मुख्यत्व विशये संवादः ।	अहिंसायाः बाधकानाम् विशये मानमध्ये विचारणम् ।	शानच् प्रत्ययस्य ज्ञानम् श्लोकद्वारा सुभाषितम्, च पाठनीयम्, करणीयम् ।	श्लोकानाम् मौकिकम् करणीयम्, तस्य शोदनम् करणीयम् । अभ्यास पत्रद्वारा मानवस्य ज्ञानम् शोदनम् करणीयम् ।	अहिंसायाः बाधकानाम् विशये प्रामुख्यम् अवगच्छन्ति ।
	II	सन्धिः, कथा - करातार्जुनीयम्	विसर्गसन्धिः - विसर्गस्य लोपः ज्ञानम् । पुराण कथा - करातार्जुनीयम् पाठनीयम् ।	पुस्तकद्वारा प्रदर्शनम् । सरणिद्वारा प्रदर्शनम् ।	पाठपुस्तकम्, कृष्णफलकम्, स्फोरक पत्राणि च ।			पुराणस्य ज्ञानम् सन्धिः ज्ञानम् च करणीयम्, कथा पात्राणाम् ज्ञानम् च करणीयम् ।	कथा पठनद्वारा पठनस्य वर्धनम् करणीयम् । अभ्यास पत्रद्वारा सन्धिः मानवस्य ज्ञानम् शोदनम् करणीयम् ।	
	III	अष्टमः पाठः - शानच् प्रत्ययः, सुभाषितम्	शानच् प्रत्ययस्य ज्ञानम् सुभाषित श्लोकायाः ज्ञानम् च करणीयम् ।	पुस्तकद्वारा प्रदर्शनम् । सरणिद्वारा प्रदर्शनम् ।	पाठपुस्तकम्, कृष्णफलकम्, स्फोरक पत्राणि च ।			शानच् प्रत्ययस्य ज्ञानम् श्लोकद्वारा सुभाषितम्, च पाठनीयम्, करणीयम् ।	श्लोकानाम् मौकिकम् करणीयम्, तस्य शोदनम् करणीयम् । अभ्यास पत्रद्वारा मानवस्य ज्ञानम् शोदनम् करणीयम् ।	
	IV	सन्धिः, कथा - करातार्जुनीयम्	विसर्गसन्धिः - ज्ञानम् । पुराण कथा - तपोभङ्गप्रयत्नः पाठनीयम् ।	पुस्तकद्वारा प्रदर्शनम् । सरणिद्वारा प्रदर्शनम् ।	पाठपुस्तकम्, कृष्णफलकम्, स्फोरक पत्राणि च ।			पुराणस्य ज्ञानम् सन्धिः ज्ञानम् च करणीयम्, कथा पात्राणाम् ज्ञानम् च करणीयम् ।	कथा पठनद्वारा पठनस्य वर्धनम् करणीयम् । अभ्यास पत्रद्वारा सन्धिः मानवस्य ज्ञानम् शोदनम् करणीयम् ।	
NOVEMBER	I	नवमः पाठः - कृदन्ताः सत्सप्तमी	कृदन्ताः सत्सप्तमी-१ ज्ञानम् ।	पुस्तकद्वारा प्रदर्शनम् । सरणिद्वारा प्रदर्शनम् ।	पाठपुस्तकम्, कृष्णफलकम्, स्फोरक पत्राणि च ।	14 - 20 WORLD HERITAGE WEEK / CHILDREN'S DAY अन्तराष्ट्रीय संस्कृति सप्ताहः । बाल दिवसः ➤ अस्माकम् संस्कृतेः विवरणम् । ➤ सनातनधर्मस्य मुख्यत्वम् । ➤ संस्कृतेः मुख्यत्वम् ।	सनातन धर्मस्य विषये मानमध्ये विचारणम् । संस्कृतेः पालनस्य प्रयोजनम् महत्व विवरणम् ।	कृदन्ताः प्रत्ययस्य ज्ञानम् करणीयम्	अभ्यास पत्रद्वारा मानवस्य ज्ञानम् शोदनम् करणीयम् ।	सनातन धर्मस्य विषयस्य प्रामुख्यम् धर्म परिपालनस्य प्रयोजनम् च अवगच्छन्ति ।
	II	सुभाषितम्	सुभाषित श्लोकायाः ज्ञानम् च करणीयम् ।	पुस्तकद्वारा प्रदर्शनम् ।	पाठपुस्तकम्			श्लोकद्वारा सुभाषितम् पाठनीयम् ।	श्लोकानाम् मौकिकम् करणीयम्, तस्य शोदनम् करणीयम्	
	III		विसर्गसन्धिः -	पुस्तकद्वारा	पाठपुस्तकम्,			सन्धिः ज्ञानम् च	अभ्यास पत्रद्वारा	

		विसर्ग सन्धिः		विसर्गस्य सकारादेशस्य ज्ञानम् ।	प्रदर्शनम् । सरणिद्वारा प्रदर्शनम् ।	कृष्णफलकम्, स्फोरक पत्राणि च ।	➤ लोके विद्यमान बाल श्रमिकयोः कष्ट विवरणम् । बालकाणाम् संरक्षणम् विषये संवादः ।		करणीयम्,	सन्धेः मानवस्य ज्ञानम् शोदनम् करणीयम् ।	
	IV	काव्यकथा- किरातार्जुनीयम्		पुराण कथा - अर्जुनस्य तपसः परीक्षा पाठनीयम् ।	पुस्तकद्वारा प्रदर्शनम् ।	पाठपुस्तकम्, कृष्णफलकम्, स्फोरक पत्राणि च ।			पुराणस्य ज्ञानम्, कथा पात्राणाम् ज्ञानम् च करणीयम् ।	कथा पठनद्वारा पठनस्य वर्धनम् करणीयम् ।	
DECEMBER	ASSESSMENT 7 - FLAG DAY										
JANUARY	I	दमः पाठः - कृदन्ताः सत्सप्तमी		कृदन्ताः सत्सप्तमी-२ ज्ञानम् ।	पुस्तकद्वारा प्रदर्शनम् । सरणिद्वारा प्रदर्शनम् ।	पाठपुस्तकम्, कृष्णफलकम्, स्फोरक पत्राणि च ।	12 - MAHARISHI'S MAHES YOGIJI'S BIRTHDAY / VIVEKANANDA BIRTHDAY / YOUTH DAY महर्षि महेश् योगि जन्मदिनम् स्वामी विवेकानन्दस्य जन्मदिनम् /	महात्मनाम् उपदेश विषये मानमध्ये विचारणम् । मानव मध्ये महात्मयोः कथा कथनम् ।	कृदन्ताः प्रत्ययस्य ज्ञानम् करणीयम्	अभ्यास पत्रद्वारा मानवस्य ज्ञानम् शोदनम् करणीयम् ।	महात्मनाम् उपदेश विषयस्य प्रामुख्यम् अवगच्छन्ति । तयोः उपदेशानाम् पालनस्य प्रयोजनम् च अवगच्छन्ति ।
	II	सुभाषितम्		सुभाषित श्लोकायाः ज्ञानम् च करणीयम् ।	पुस्तकद्वारा प्रदर्शनम् ।	पाठपुस्तकम्			श्लोकद्वारा सुभाषितम् पाठनीयम् ।	श्लोकानाम् मौकिकम् करणीयम्, तस्य शोदनम् करणीयम्	
	III	सन्धयः		स्वर, व्यञ्जन, विसर्ग सन्धेः ज्ञानम् ।	पुस्तकद्वारा प्रदर्शनम् । सरणिद्वारा प्रदर्शनम् ।	पाठपुस्तकम्, कृष्णफलकम्, स्फोरक पत्राणि च ।	भारतस्य युव दिवसः ➤ महर्षि महेश् योगेः उपदेश विषये संवादः । ➤ तस्य उपदेशस्य मुख्यत्वम् ।		सन्धिः ज्ञानम् च करणीयम्,	अभ्यास पत्रद्वारा सन्धेः मानवस्य ज्ञानम् शोदनम् करणीयम् ।	
	IV	काव्यकथा- किरातार्जुनीयम्		पुराण कथा - किरातार्जुनीयम् पाठनीयम् ।	पुस्तकद्वारा प्रदर्शनम् ।	पाठपुस्तकम्, कृष्णफलकम्, स्फोरक पत्राणि च ।	➤ स्वामी विवेकानन्दस्य उपदेशस्य । ➤ उभयोः उपदेशे विद्यमान सामान्य विषयः ।		पुराणस्य ज्ञानम्, कथा पात्राणाम् ज्ञानम् च करणीयम् ।	कथा पठनद्वारा पठनस्य वर्धनम् करणीयम् ।	

FEBRUARY	21 - MOTHER LANGUAGE DAY PREPARATORY EXAMINATION
MARCH	YEARLY EXAMINATION 7 - HOLI

Kanahriya
HEAD MISTRESS

K. m h p
Sr. HEAD MASTER /
CHIEF ACADEMIC ADVISOR

B. P. — L. H. C.
Sr. PRINCIPAL /
CHIEF EDUCATION OFFICER

JAI GURU DEV
MAHARISHI VIDYA MANDIR SENIOR SECONDARY SCHOOL, CHETPET, CHENNAI – 31
MIDDLE SCHOOL

SYLLABUS FOR THE ACADEMIC YEAR 2022 – 2023

CLASS: VII

SUBJECT: FRENCH

MONTH	WEEK	TOPIC	NO. OF PERIODS	AIM / LEARNING OBJECTIVE	METHODOLOGY / PRESENTATION	TEACHING AIDS / RESOURCES / REFERENCE	DAYS OF IMPORTANCE	ACTIVITIES INVOLVED IN BRINGING OUT THE SIGNIFICANCE OF LEARNING	LEARNING OUTCOMES	EVALUATION BASED ON PROJECT / ASSIGNMENT / ACTIVITIES	CORRELATING WITH CONSCIOUSNESS BASED EDUCATION
APRIL	I	LA RENTREE	4	L'année scolaire	La traduction – après les vacances d'été,	LE LIVRE DE FRANCAIS	7- WORLD HEALTH DAY La sante fixe pendant la vacance – une discussion	L'explication de santé	Les bienfaits de santé On peut décider le bon	L'oral des mots	LA DOUBTE N'APPORTE PAS L'HEUREUX, SOYEZ CONTENT, EN SANTE, ALLONS L'AMOUR COULE LE CŒUR
	II	LE PREMIER JOUR	4	Les activités avec des amis	On fait la rentrée			À manger	Pour la santé	La doute comment on explique	
	III	LE NOUVEAUX AMIS	4	L'introduction	La rédaction d'expectations			Décrit un endroit Pour un bon repas	L'avertissement de malbouffe	L'heureux dans le premier jour	
	IV	L'ECOLE	4	Le nouveau professeur	L'introduction			Il faut manger	On améliore son repas	L'amour des parents	

JUNE	I	IL EST FRANCAIS	6	Les français	La traduction – après les vacances d’été, on fait la rentrée	LE LIVRE DE FRANCAIS	8- WORLD OCEAN DAY Les océans près de son pays	L’explication de TOUTES les océans	Les bienfaits d’océane	Les offenses des nationalités	La vie n’est pas l’offense pas de stress, c’est une bénédiction
	II	IL EST FRANCAIS	6	Les nationalités	Le web page – montre Des jeunes français			Les déchets De l’océane	On améliore son repas	Le stress dans l’école	
	III	UNE JOURNEE DE Mme. LAVIGNE	6	Les vocabulaires de quotidien	Les Learning apps – Le questionnaire de vocabulaire	LE CAHIER DE FRANCAIS		Les sensibilisations Il faut éviter Forme un groupe Et nommez	L’avertissement Parmi les jeunes	Répondez et remplis de stress	
	IV	UNE JOURNEE DE Mme. LAVIGNE	6	Décrie sa journée L’écriture	Les images- les activités Pendant la rentrée			Les fruits de mer dans Votre région - L’image	On peut décider le bon pour la santé	Les bénédictions de quoi	

JULY	I	KALU EST MALADE	6	Chez le docteur	La traduction – après les vacances d’été, on fait la rentrée	LE LIVRE DE FRANCAIS	28- World Nature Conservation Day Le discours de conservation de sante	Les vocabulaires De Nature	Les mots varient	La pensée de positivité entre ami	Pensée la négativité dans la vie comme la petite goutte tombe dans l’océane
	II	KALU EST MALADE	6	Les médicaments	Le web page – montre Des jeunes français			Les vacances En lettre	Une rédaction	Les futures pensées	
	III	FAIRE LES COURSES	6	Les vocabulaires Les couleurs Les animaux	Les Learning apps – Le questionnaire de vocabulaire	LE CAHIER DE FRANCAIS		Un débat – De protéger	L’oral	Répondez et remplis-	
	IV	FAIRE LES COURSES	6	Décrie des produits en marchée	Les images- les activités Pendant la rentrée			En future Où allez-vous ?	Les verbes savoir Connaitre	La vie en futur	

AUGUST	I	M LAVIGNE CHERCHE UN MANTEAU	5	Les vêtements	La traduction – après les vacances d’été, on fait la rentrée	LE LIVRE DE FRANCAIS	7- FRIENDSHIP DAY Si vous allez au grand magasin, cherchez un ami de votre gout	Raconte l’expérience Son ami	Les bienfaits de santé	La discipline dans l’école	La connaissance donne la discipline, tous les gens s’amusent avec le fruit de joie
	II	M LAVIGNE CHERCHE UN MANTEAU	5	Les achats	Le web page – montre Des jeunes français			Faites un nouvel ami	On améliore son Vocabulaire	Les joies	
	III	M LAVIGNE CHERCHE UN MANTEAU	5	Les vocabulaires d’achat	Les Learning apps – Le questionnaire de vocabulaire	LE CAHIER DE FRANCAIS		Deux groupes Faire une Conversation	L’oral peut faire	Lâchât qui s’apporte la joie	
	IV	M LAVIGNE CHERCHE UN MANTEAU	5	Décrite et L’écriture	Les images- les activités Pendant la rentrée			Où et quoi À manger avec qui	On peut faire L’amitié	Les exercices de grammaire Les adverbes	
SEPTEMBER	REVISION EXAMINATION						TEACHER’S DAY Les objective de ce jour	THANKING THE TEACHERS On vient ensemble pour e rappeler ses expériences			


OCTOBER	I	ALLONS A PARIS	5	Les monuments	La traduction – après les vacances d’été, on fait la rentrée	LE LIVRE DE FRANCAIS	7 – WORLD SMILE DAY Les blagues que vous font rire	L’explication de sourire, rire Heureux	Les bienfaits de sourire	L’exploration De joie	Le mouvement se commence seulement soi-même
	II	ALLONS A PARIS	5	Le jour à paris	Le web page – montre Des jeunes français			Les blagues qui font rire	On améliore son santé	Explorerai soi-même	
	III	LES PHOTOS DE MANUEL	5	Les vocabulaires des photos	Les Learning apps – Le questionnaire de vocabulaire	LE CAHIER DE FRANCAIS		Les sensibilisations De stress Il faut éviter Forme un groupe Et nommez	L’avertissement Parmi les jeunes	Répondez et remplis	
	IV	LES PHOTOS DE MANUEL	4	Décrit des photos variées L’écriture	Les images- les activités Pendant la rentrée			Les comédies dans le film fanoirs - L’image	On peut décider le bon pour la santé	Découvrir des gens and ses caractères	

NOVEMBER	I	AU CAFE DE LAURENT	6	L'année scolaire	La traduction – après les vacances d'été, on fait la rentrée	LE LIVRE DE FRANCAIS	14- WORLD HERITAGE WEEK Que se fait une place héritage Donnes des raisons	L'explication de PLUPART de lieux héritage	Les bienfaits d'héritage	Découvrir le paradis	Le royaume de paradis s'est comme L'électricité, on ne peut pas voir mais c'est avec soi-même
	II	AU CAFE DE LAURENT	6	Le jour de rentrée	Le web page – montre Des jeunes français			L'héritage de France	On améliore ses vocabulaires	Le paradis dans l'école	
	III	ENCORE UNE LETTRE DE ROUEN	6	Les vocabulaires de rentrée	Les Learning apps – Le questionnaire de vocabulaire	LE CAHIER DE FRANCAIS		Les sensibilisations Il faut Forme un groupe Et nommez	L'avertissement Parmi les jeunes	Répondez et remplis	
	IV	ENCORE UNE LETTRE DE ROUEN	6	Décrie sa rentrée L'écriture	Les images- les activités Pendant la rentrée			Choisis un lieu héritage Votre région - L'image	On peut explorer son endroit	Les obstacles en découvrant de paradis	
DECEMBER	REVISION EXAMINATION										

JANUARY	I	UNE VISITE AU PARC D'ATTRACTI ONS	5	Les amusants varies	La traduction – après les vacances d'été, on fait la rentrée	LE LIVRE DE FRANCAIS	25- NATIONAL VOTERS DAY Si vous êtes un citoyen, que faites-vous	L'importance d'élection	Les bienfaits De citoyens	L'importance de la parole	L'objective de parole est pout l'inspiration et l'amélioration
	II	UNE VISITE AU PARC D'ATTRACTI ONS	5	Le jour d' Amusé avec votre famille Ou amis	Le web page – montre Des jeunes français			Faites un Champaign d'avertissem nt d'élection	Comment on vote, une activité praticable	L'inspire de parole	
	III	TOUS LES LECONS	6	Les vocabulaires	Les Learning apps – Le questionnaire de vocabulaire	LE CAHIER DE FRANCAIS		Une présentation de votant dans la classe	Faites deux groupes en votant en réalité	Ecrivez une lettre	
	IV	TOUS LES LECONS	5	Décrie et L'écriture	Les images- les activités			Une parole d Elevés	Une parole d'une partie	L'amélioration de parole	
FEBRRARY	PREPARATORY EXAMINATION										
MARCH	YEARLY EXAMINATION										


HEAD MISTRESS


Sr. HEAD MASTER /
CHIEF ACADEMIC ADVISOR


Sr. PRINCIPAL /
CHIEF EDUCATION OFFICER

JAI GURU DEV
MAHARISHI VIDYA MANDIR SENIOR SECONDARY SCHOOL, CHETPET, CHENNAI – 31
SYLLABUS FOR THE ACADEMIC YEAR 2022 – 2023

STD VII

SUBJECT : MATHEMATICS

M O N T H	W E E K	TOPIC	NO. OF PERIODS	AIM / LEARNING OBJECTIVE	METHODOLOGY / PRESENTATION	TEACHING AIDS / RESOURCES / REFERENCE	DAYS OF IMPORTANCE	ACTIVITIES INVOLVED IN BRINGING OUT THE SIGNIFICANCE OF LEARNING	LEARNING OUTCOMES	EVALUATION BASED ON PROJECT / ASSIGNMENT / ACTIVITIES	CORRELATING WITH CONSCIOUSNESS BASED EDUCATION
APRIL	I	CH.1 KNOWING OUR NUMBERS <ul style="list-style-type: none"> Introduction Addition , subtraction & multiplication of integers 	5	<ul style="list-style-type: none"> To understand the number sets, and define the set of integers, positive numbers, negative numbers, opposites and signs. 	DEMONSTRATION METHOD: The teacher demonstrates real time approaches and examples to explain the concept of integers , absolute value , operators and properties of Integers .	<ul style="list-style-type: none"> Number line chart Flash Cards Text book Black board and chalk Reference Book Smart Board Tools Blended learning 	World Health Day <ul style="list-style-type: none"> Briefing on world Health Day through posters , mind map and Charts. Introducing impact of ancient medicines. 	Record and compare the temperatures of five countries from cold zones and hot zones. Suggest a healthy food habit to be followed.	Apply the concept of Integers with real life examples.	<ul style="list-style-type: none"> Combined set of negative numbers and whole numbers. Different types of operations on Integers 	<p>“Happiness radiates like the fragrance from a flower, and draws all good things toward you.”</p> <p>-H.H. Maharishi Mahesh Yogi</p>
	II	CH.1 KNOWING OUR NUMBERS <ul style="list-style-type: none"> Division of integers Properties of integers 	5	<ul style="list-style-type: none"> To enable learners to understand the operations of integers. To help them understand how to simplify the expressions using the properties of integers. To engage students with the everyday uses of integers. 	Activity : My food plate (Solve using properties of integers and create your own food plate)	<ul style="list-style-type: none"> Colour contours Flash Cards Text book Black board and chalk Reference Book Smart Board Tools Blended learning 	<ul style="list-style-type: none"> Listing out the benefits of Yoga. Promoting healthy eating habits through posters 	Observe the World map and find out time changes in different countries along north pole and south pole.	Identify the number line to illustrate the operations of addition, subtraction, multiplication and division in Z.	<ul style="list-style-type: none"> Properties of Integers Life is like integers with positive and negative situations. But if we change every negative situation to positive then our life will blossom like the flower and radiates the fragrance of happiness. 	

III	<p>CH.2 FRACTIONS</p> <ul style="list-style-type: none"> • Introduction • Multiplication of fractions 	5	<ul style="list-style-type: none"> • To understand fractions and its types. • To enable learners to apply their logic and work on operations involved in fractions. 	<p>LECTURE METHOD:</p> <p>The teacher divides the class into groups and discuss fractions with examples using flash cards and chart models through lecture method.</p> <p>The teacher uses fractional analogies that the student will immediately recognize.</p>	<ul style="list-style-type: none"> • Number line chart • Note card pairs with equivalent fraction sets • Text book • Black board and chalk • Reference Book • Smart Board Tools 	<p>Dr.Ambedkar Birthday</p> <ul style="list-style-type: none"> • Why Ambedkar Jayanti is celebrated Nationwide ? • Illustrating Why Dr.Ambedkar is called father of Indian constitution ? 	Plot a timeline using fractions outlying the life of Dr.Ambedkar	Relate fractions using number line by incorporating multiplication of fractions.	Concept of fractions by using multiplication of fractions.	
IV	<p>CH.2 FRACTIONS</p> <ul style="list-style-type: none"> • Division of fractions 	5	<ul style="list-style-type: none"> • To motivate and expose students to solve real life problems on fractions. 	Sketch any 15 National Flags and depict the parts of the flag in fraction.	<ul style="list-style-type: none"> • Paper strips • Flash Cards / Chart models • Note card pairs with equivalent fraction sets • Text book • Black board and chalk • Reference Book • Smart Board Tools 	<ul style="list-style-type: none"> • Highlighting the importance of Ambedkar's birthday through Documentary presentation and PPT. • Verbal discussion on Ambedkar's Idea of Liberty and Anti-Conversion Laws. 	Prepare a PowerPoint presentation on visual acuity, explaining the role of fractions.	Relate fractions using number line by incorporating Division of fractions .	Concept of fractions by using Division of fractions.	

JUNE	I	CH-3 RATIONAL NUMBERS	7	<p>To understand the concept of rational numbers.</p> <p>To locate rational numbers on number lines.</p> <p>Express rational numbers in their standard form.</p> <p>Finding the absolute value of rational numbers.</p>	<p>CONCEPTUAL METHOD: Teacher will define the concept of rational numbers using number line.</p> <p>Elaborate the concept of absolute value of a rational numbers.</p>	<ul style="list-style-type: none"> Number line chart Flash Cards Text book Black board and chalk Reference Book Smart Board Tools Blended learning 	<p>WORLD OCEAN DAY</p> <p>Significance of World ocean day</p>	<ul style="list-style-type: none"> What is the value of pi (π) ? Is it a rational or irrational number? 	<ul style="list-style-type: none"> Recognition of rational numbers. 	<ul style="list-style-type: none"> Operations of rational numbers 	<p>“Rest and activity are the steps of progress.”</p> <p>-H.H. Maharishi Mahesh Yogi</p>
	II	CH-3 RATIONAL NUMBERS	7	<ul style="list-style-type: none"> Operations on rational numbers Definition of terminating and non-terminating repeating decimals. 	<ul style="list-style-type: none"> Teacher will explain the concept of operations on Rational numbers using real life examples. Discuss the shortcut method to compare two rational numbers. 	<ul style="list-style-type: none"> Number line chart Grid sheet Flash Cards Text book Black board and chalk Reference Book Smart Board Tools 	<p>Detailed presentation on how ocean life contribute financial aspect in all fields of life .</p>	<ul style="list-style-type: none"> Find the value of Pi (π) by long division and correct upto 5 decimal places. 	<ul style="list-style-type: none"> Representation of rational numbers on the number line. Comparing rational numbers 	<ul style="list-style-type: none"> Properties of rational numbers. <p>Rational thinkers always think in terms of goals and objectives , both of which are future and progress - oriented</p>	
	III	CH-4 DECIMALS	4	<ul style="list-style-type: none"> To write decimals as fractions and vice versa. 	<p>EXPERIENTIAL LEARNING :</p> <ul style="list-style-type: none"> Teacher explains decimal numbers using decimal kit or grid papers Conversions of units Operations on rational numbers using grid sheet. 	<ul style="list-style-type: none"> Number line chart Grid sheet Flash Cards Text book Black board and chalk Reference Book Smart Board Tools 	<p>WORLD OCEAN DAY</p> <p>Highlighting the Medicinal values of aquatic animals.</p> <p>(Oral Discussion)</p>	<ul style="list-style-type: none"> Collect purchasing bills and find the total cost and represent in tabular form. 	<ul style="list-style-type: none"> Fundamental operations on rational numbers. Terminating and non-terminating decimals. 	<ul style="list-style-type: none"> Multiplication and division of decimal numbers. 	

	IV	CH-4 DECIMALS • Fundamental operations on decimals • Word problems.	4	<ul style="list-style-type: none"> • Operations on Decimal numbers • Word problems 	<p>COLLABORATIVE METHOD:</p> <p>The teacher will explain the word problems related to real life situations through group discussion .</p>	<ul style="list-style-type: none"> • Number line chart • Grid sheet • Flash Cards • Text book • Black board and chalk • Reference Book • Smart Board Tools 	<p>WORLD OCEAN DAY</p> <p>Discussion on ocean pollution and its effects.</p>	<ul style="list-style-type: none"> • Prepare your own billing. 	<ul style="list-style-type: none"> • Product of two or more decimal numbers • Division of decimals • understand the concept of decimals with real life examples. 	<ul style="list-style-type: none"> • Rapid question round will be done related to the concept. 	
JULY	I	CH-5 EXPONENTS (POWERS) • Numbers in exponential form • Laws of exponents	5	<ul style="list-style-type: none"> • To Identify and express numbers in exponential form. • Apply the laws of exponents. • Comparing exponential numbers. • Finding the value of x. 	<ul style="list-style-type: none"> • Introducing scientific notation. • Prime factorization of numbers will be discussed and recalled using flash cards. 	<ul style="list-style-type: none"> • Grid sheet • Flash Cards • Text book • Black board and chalk • Reference Book • Smart Board Tools 	<p>WORLD POPULATION DAY</p> <p>Listing out the top five over populated countries in the world and discussing its merits and demerits.</p>	<p>Find the distance between any two planets and convert into scientific notation.</p>	<ul style="list-style-type: none"> • Exponential form • Laws of exponents • Decimal number system 	<p>Laws of Exponents</p> <p>Students will be evaluated on the application of algebraic expressions.</p>	<p>“Nature is favourable to our effort when human awareness is being established more and more in pure consciousness.”</p> <p>-H.H. Maharishi Mahesh Yogi</p>
	II	CH-6 ALGEBRAIC EXPRESSIONS • Introduction • Writing algebraic expressions • Types of algebraic expression • Constant, coefficient and powers. • Like and unlike terms ,degree of algebraic expression	10	<ul style="list-style-type: none"> • Recognise constants, variables, coefficients, like and unlike terms of the given algebraic Expression • Define types and degree of polynomials 	<ul style="list-style-type: none"> • Combination of numbers and variables to form the terms of an algebraic expression and their factors. • Discussion about like and unlike terms • Defining polynomials and its types. 	<ul style="list-style-type: none"> • Dot Patterns, number patterns • Mind map • Black board and chalk • Structure diagram or tree diagram • Text book 		<p>Create patterns to represent algebraic expression using match sticks / tokens.</p>	<ul style="list-style-type: none"> • Terms of an algebraic expression • Types of polynomials • Finding coefficients of algebraic expressions • Like and unlike terms • Number patterns 	<p>With complete consciousness if we work on solving the problems which will give us the strength to handle any situations easier in our life.</p>	

III	<p>CH-6 ALGEBRAIC EXPRESSIONS</p> <ul style="list-style-type: none"> • Operations on algebraic expressions 	5	<ul style="list-style-type: none"> • Find the sum and difference of the given algebraic expressions. • Find the value of an algebraic expression by substituting the values of the variables. 	<p>STORY TELLING:</p> <p>Teacher will narrate a story in which there is one or more than one unknown quantity. Student should form an expression for final statement.</p> <ul style="list-style-type: none"> • Simplification and evaluation of algebraic expression . 	<ul style="list-style-type: none"> • Models • Depicting pictures • Flash cards • Text book • Black board and chalk • Reference Book • Smart Board Tools 	<p>WORLD POPULATION DAY</p> <p>Oral Debate on the vast population growth and its control measures.</p>	<p>Write any 5 monomial and binomial expressions and find their sum and difference by taking different colour papers to represent positive and negative terms.</p>	<ul style="list-style-type: none"> • Solving an equation • Real Life problems • Like and unlike terms in algebraic expressions • Operations on algebraic expressions. 	<ul style="list-style-type: none"> • Sum of algebraic expressions • Identify the degree of an expression 	
IV	<p>CH-7 SIMPLE LINEAR EQUATIONS</p> <ul style="list-style-type: none"> • Definition of Linear Equation • Roots of equation • Different Methods to solve linear equations. • Application of linear equations 	9	<ul style="list-style-type: none"> • Frame an equation using variables. • Apply the knowledge of linear equations to solve problems related to real – life situations 	<p>BRAIN STORMING METHOD:</p> <p>Rules for balancing an equation with various examples.</p> <ul style="list-style-type: none"> • Transposing method • Systematic method • Trial and error method. <p>Solving word problems related to real life examples</p>	<ul style="list-style-type: none"> • Measuring tape • Conversion units table • Measuring chart • Weighing stones • Hundred chart • Price tag • Mind map 		<p>Stick / Draw pictures of weighing balance in a chart with variables on one side and numbers on the other side .</p>	<p>Predict to balance an equation and figure out the roots of equation.</p>	<ul style="list-style-type: none"> • Balancing an equation. • Word problems related to linear equations. 	

AUGUST	I	CH-8 COMMERCIAL MATHEMATICS	7	<ul style="list-style-type: none"> To understand the Definition of Ratio and Proportion Concept of percentage Unitary method 	<p>STORY TELLING: The teacher will prepare a story in which gaps need to be filled. The story has to be related to daily life.</p> <ul style="list-style-type: none"> Conversion of fractions and decimals into percentage and vice versa. 	<ul style="list-style-type: none"> Textbook Reference book Smart board tools Black Board and chalk 	<p>DAUGHTER'S DAY</p> <p>Listing the steps taken by the government to Promote the well-being of girl child.</p>	Design placards to represent the discount % for the festival sale.	Apply the concepts of ratios and proportion . Unitary method Concept of percentage	Students will be Evaluated on : Conversions and unitary method	<p>"From tiny, tiny waves of joy, one gets to the ocean of happiness, which is called bliss."</p> <p>-H.H. Maharishi Mahesh Yogi</p>
	II	CH-8 COMMERCIAL MATHEMATICS	5	<ul style="list-style-type: none"> Understand the concept of profit and loss Calculate Profit and loss 	<ul style="list-style-type: none"> Comparison of ratios Definition of Proportion Unitary method. Calculate profit and loss in a transaction 	<ul style="list-style-type: none"> Textbook Reference book Smart board tools Black Board and chalk 		Significance of women being educated in a family.	Imagine you are a shopkeeper and list the profit and loss situations that you have encountered in your daily sale.	Analyse the real life problems and able to identify the Profit and loss situations. Formulae to calculate Profit and Loss percentage	
	III	CH-8 COMMERCIAL MATHEMATICS	4	<ul style="list-style-type: none"> Concept of simple interest Finding the simple Interest principal ,time & rate of interest by using the formulae. 	<ul style="list-style-type: none"> The teacher explains how to calculate the principal , time rate of interest and SI by using the formulae. 	<ul style="list-style-type: none"> Textbook Reference book Smart board tools Black Board and chalk 	<p>PHOTOGRAPHY DAY</p> <p>Photo collage on tourist destinations of any five states.</p> <p>Significance and importance of photography in the present life</p>	Find the Simple Interest for the amount deposited in the bank by your elders/parents.	To apply the knowledge of simple interest in real life situations.	To calculate the amount,SI , Principal, Rate of interest, time for the given information Effective saving can lead to a successful wealth achievement.	
	IV	CH-14 CONSTRUCTIONS	3	<ul style="list-style-type: none"> Construction of parallel lines. Construction of different types of triangles . 	<p>EXPERIENTIAL LEARNING :</p> <ul style="list-style-type: none"> To construct parallel lines using different techniques. Construction of different types of triangles (SSS, SAS) 	<ul style="list-style-type: none"> Construction tools Textbook Reference book Smart board tools Black Board and chalk 		Make a scarp book by sticking the pictures from your surroundings and highlight the parallel lines in it.	<ul style="list-style-type: none"> Construction of parallel lines Construction of triangles 	Construction of triangles based on the criteria. (SSS,SAS)	

SEPTMBER			2	HALF YEARLY EXAMINATION			INTERNATIONAL LITERACY DAY Through World map, literacy rate in different countries will be shown. (Importance of being literate will be focused)	List out the developed nation in the world with their literacy rate.			
	OCTOBER	I	CH-9 LINES AND ANGLES <ul style="list-style-type: none">AnglesPair of angles	4	Define complementary and supplementary angles.	CRITICAL THINKING : Teacher the pair of supplementary, complementary, adjacent angles and linear pair with various examples to improve the ability of critical thinking among students.	<ul style="list-style-type: none">TextbookReference bookSmart board toolsBlack Board and chalkFlash cards	WORLD ELDERS DAY A speech on importance of respecting elders.	Prepare an album by using match sticks / straws to represent adjacent angles, linear pair and vertically opposite angles .	Differentiate different types of angles.	Properties of angles
II		CH-9 LINES AND ANGLES <ul style="list-style-type: none">Transversal	5	Define adjacent angles , linear pair of angles and vertically opposite angles.	Explaining the concept of vertically opposite angles with help of diagram. Angles formed by a transversal on parallel lines .	<ul style="list-style-type: none">TextbookReference bookSmart board toolsBlack Board and chalkFlash cards	WORLD ELDERS DAY Discussing the various quotes on respecting elders .	Use woollen thread and make any 5 alphabets and show the different angles using various colours .	Locate the angles formed by transversal on parallel line	Angles formed by a transversal on parallel lines.	
III		CH-10 PROPERTIES OF TRIANGLES <ul style="list-style-type: none">Triangles and its partsDifferent types of trianglesExterior anglesProperties of triangles	6	Understand the properties of different angles Angle sum property of triangle.	CONCEPTUAL LEARNING: The teacher will explain the properties of triangles using conceptual based learning.	<ul style="list-style-type: none">TextbookReference bookSmart board toolsBlack Board and chalkFlash cards	WORLD POST OFFICE DAY Importance of stamps. Awareness of pin codes.	Demonstrate the Angle sum property using paper folding .	Identify the types of triangles based on sides and angles.	Angle sum property Though line can be extended indefinitely it cannot become a square. Everything has its own limitations so one can use their ability to the best.	

"Human Concept , no matter how grand they may appear, have limitations."

-H.H. Maharishi Mahesh Yogi

	IV	CH-10 PROPERTIES OF TRIANGLES • Triangle inequality property • Pythagoras theorem	5	Define the median and altitude of a triangle	Explaining the concept of Pythagoras theorem with the help of diagram. $C^2 = a^2 + b^2$	<ul style="list-style-type: none"> Chart paper Text book Reference book Smart board tools Black Board and chalk 	WORLD POST OFFICE DAY Stamp collections. Celebrations of world post office day in different countries.	JOURNAL WRITING : Write a note on the Greek mathematician Pythagoras.	Properties of triangles and Pythagoras theorem	Pythagoras triplets will be verified using Pythagoras theorem.	
NOVEMBER	I	CH-11 SYMMETRY • Definition of Symmetry • Line of symmetry and order of rotational symmetry	5	<ul style="list-style-type: none"> Recognising symmetrical shapes Types of symmetry and finding the lines of symmetry for given objects. Rotational symmetry and order of rotational symmetry. 	COLLABORATIVE METHOD: Symmetry and Asymmetry will be explained using paper folding through group discussion. Establishing the relationship between rotational symmetry and line of symmetry.	<ul style="list-style-type: none"> Paper cut-outs Pictures of symmetrical objects. Graph paper Tracing paper 	WORLD INTEGRATION DAY Motto of national integration	Design two snowflakes using tissue paper and represent the lines of symmetry. Collect any five pictures and represent the order of rotational Symmetry in a chart .	Analysing the lines of symmetry ,rotational symmetry,angle of rotation and order of rotational symmetry	Different types of symmetry. Angle of rotation and order of rotational Symmetry.	
	II	CH-12 REPRESENTING 3D IN 2D • 3D shapes and its faces, edges and vertices. • Nets of 3D shapes • Visualization of solid shapes	5	Recognising edges , vertices and faces of solid shapes	CRITICAL THINKING : Teacher explains the edges , vertices and faces of solid shapes with the help of the models.	<ul style="list-style-type: none"> Textbook Models of 3d shapes Reference book Smart board tools Black Board and chalk Flashcards 	WORLD INTEGRATION DAY Types of national integration.	Collect any five 3D shapes and find the nets of the 3D shapes .	Identifying the edges ,vertex and faces of solid shapes. Isometric and Oblique sketches Different views of objects .	Differentiate between prism and pyramid.	<p>Whatever we put our attention on will grow stronger in our life.</p> <p>-H.H. Maharishi Mahesh Yogi</p>
	III	CH-13 CONGRUENCE • Congruency and super-imposition. • Congruency of geometric shapes. • Congruency criteria of triangles.	6	Identifying solids by looking at their nets. Different views of solid shapes. State and verify the criteria's for the congruency of triangles.	DEMONSTRATION METHOD: Properties of congruence will be explained through demonstration . Explaining congruency with super-imposition.	<ul style="list-style-type: none"> Solid blocks Nets Origami Textbook Isometric and Oblique metric sheet Mind map Dummy coins 	(uniformity, Internal Unity)	Stick an equilateral triangle in a chart. Fold it along its altitude . verify its corresponding sides and angles.	Conditions of congruency for line segment, shapes,angles and circles etc. Proving the congruence of triangles by using the criteria .	Criteria for congruent triangles. The present moment is filled with joy and happiness . If you are attentive, you will see its growth.	

	IV	CH- 14 CONSTRUCTIONS Construction of angles based on : • SSS • SAS • RHS • ASA CRIETRIAN	3	Construct different Types of triangles.	Experiential method: • Construction of triangles using geometric kit .	<ul style="list-style-type: none"> • Textbook • Reference book • Smart board tools • Geometrical tools • Black Board & chalk 	WORLD INTEGRATION DAY Elements of national integration through videos.	Make any types of pyramid using the congruent triangles.	Understand the different criteria of congruent triangles	Construction of triangles based on the criteria.
DECEMBER			2	ASSESSMENT				GREAT MATHEMATICIAN RAMANUJAN'S BIRTHDAY History of Ramanujan What is Ramanujan's number ?	Write a note on Mathematician Ramanujan's number work.	
JANUARY	I	CH-15 PERIMETER AND AREA • Perimeter • Area • Area of triangles	6	Calculate the perimeter and area of squares , rectangles and triangles . Find the area of triangles.	COLLABORATIVE LEARNING : Finding perimeter and area of 2D shapes by using flash cards.	<ul style="list-style-type: none"> • Graph sheets • Charts • Objects • Text book • Circle models • Coins • Bangles 	NATIONAL VOTERS DAY Importance of voting	Give your house plan in a diagrammatic way with respective dimension in miniature form.	Describe and represent Perimeter and area of squares and rectangles Area of triangle , a parallelogram	Relate perimeter and area in real life situations.
	II	CH-15 PERIMETER AND AREA • Area of Parallelogram • Area between two triangles • Circumference of circle • Area of circle	4	Area of triangle and Parallelogram , circumference and area of circles. Apply the concepts of perimeter and area. Calculate the areas of the region enclosed in the regular geometrical shapes.	The teacher explains the formulae to find perimeter and area of Triangles , parallelogram and circumference of circles.	<ul style="list-style-type: none"> • Text book • Models of 3D shapes • Reference book • Smart board tools • Black Board and chalk • Flash cards 	NATIONAL VOTERS DAY Awareness about selecting right leader	Draw any 5 circles with different radii and find the ratio between circumference and diameter	Estimate the circumference of a circle. Area of circle Area of shaded regions.	Perimeter and area of Triangles , parallelogram and circumference of circles. Decimal expansion on the value of PI

	III	CH-16 DATA HANDLING • Primary data • Raw data • Mean • Median • Mode	5	Calculate range, mean, median and mode of a given data Represent a given data using a bar graph.	COLLABORATIVE LEARNING : Teacher will collect data regarding the transport and Organise the data in the tabular form . Discuss about mean, median, mode.	<ul style="list-style-type: none"> • Mind map • Rolling dice • Placards • Graph sheet • Colour pencils • Tiny objects • Text book 	NATIONAL VOTERS DAY Why voting is followed in democratic nation ? (Group discussion)	Write your favourite subject marks for all terms and find your average score. Visual representation of data on a bar graph.	Collect height and weight of your class students. Find the popular mode of transport used by your classmates and find the mean, median and mode.	Primary data and secondary data. Range, mean, median and mode. Knowledge is of no value unless we put it into practice. Data really powers everything that we do.	"Knowledge has organising power." -H.H. Maharishi Mahesh Yogi
	IV	CH-16 DATA HANDLING Probability	4	Definition of probability	Teacher explains the concept of probability by using Coins, Dice and playing cards.	<ul style="list-style-type: none"> • Text book • Reference book • Smart board tools • Black Board and chalk • Coins, Dice • Chart 		Prepare a handout on Sure event, impossible event (any 5)	Applying the Concept of probability in real life situations .	Probability of an event (Tossing a coin, Throwing a dice etc.)	
FEBRUARY			2	PREPARATORY EXAMINATION			MOTHER TONGUE DAY Importance and advantages of learning through mother tongue.	Write a note on any 3 famous achievers who speaks only in their mother tongue.			
MARCH	YEARLY EXAMINATION										



HEAD MISTRESS



Sr. HEAD MASTER /
CHIEF ACADEMIC ADVISOR



Sr. PRINCIPAL /
CHIEF EDUCATION OFFICER

JAI GURU DEV
MAHARISHI VIDYA MANDIR SENIOR SECONDARY SCHOOL,
CHETPET, CHENNAI – 31

LAB SYLLABUS FOR THE ACADEMIC YEAR 2022 – 2023

CLASS: VII

SUBJECT: MATHEMATICS

MONTH	TOPIC / CHAPTER	ACTIVITY	NO. OF PERIODS
APRIL	Knowing our numbers	Finding the product of two integers.	2
JUNE	Rational numbers	Finding the product of two Rational numbers.	2
JULY	Decimals	Multiplication of two decimals.	2
AUGUST	Exponents(Powers)	Laws of exponents.	2
SEPTEMBER	HALF – YEARLY EXAMINATION		
OCTOBER	Simple linear equations	Solving an algebraic equation using tiles.	2
NOVEMBER	Congruence	Verify the congruency of triangles.	2
DECEMBER	ASSESSMENT		
JANUARY	Perimeter and Area	Determine the area of closed figures using dotted paper.	2
FEBRUARY	PREPARATORY EXAMINATION		
MARCH	YEARLY EXAMINATION		


HEAD MISTRESS


Sr. HEAD MASTER /
CHIEF ACADEMIC ADVISOR


Sr. PRINCIPAL /
CHIEF EDUCATION OFFICER

MAHARISHI VIDYA MANDIR SENIOR SECONDARY SCHOOL, CHETPET, CHENNAI- 31

MIDDLE SCHOOL

SYLLABUS FOR THE ACADEMIC YEAR 2022- 2023

CLASS: VII

SUBJECT: SCIENCE

MONTH	WEEK	TOPIC	NO. OF PERIODS	AIM/ LEARNING OBJECTIVE	METHODOLOGY/ PRESENTATION	TEACHING AIDS/ RESOURCES/ REFERENCE	DAYS OF IMPORTANCE	ACTIVITIES INVOLVED IN BRINGING OUT THE SIGNIFICANCE OF LEARNING	LEARNING OUTCOMES	EVALUATION BASED ON PROJECT/ ASSIGNMENT/ ACTIVITIES	CORRELATING WITH CBE
A P R I L	I	LN-1 NUTRITION IN PLANTS Autotrophic nutrition	4	TO MAKE THE STUDENTS - understand the autotrophic nutrition. ❖ know the various parts and understand the process of photosynthesis	❖ The teacher will discuss the parts of the leaf and its role in photosynthesis by chalk and talk method. ❖ The teacher will demonstrate that light is essential for photosynthesis.	Smart Board, chart, videos on photosynthesis .	History of sibling day will be narrated.	The students will be asked to make a herbarium on leaves of autotrophic plants.	The Student will- describe the role of leaf in photosynthesis for autotrophic nutrition..	The students will be evaluated on listing the steps involved in photosynthesis.	"A comfortable and regulated life is needed for fastest pace of evolution" - H.H. Maharishi Mahesh Yogi
	II	LN-1 NUTRITION IN PLANTS Heterotrophic nutrition	4	❖ understand heterotrophic nutrition in plants by collaborative learning method.	The teacher will explain the various types of heterotrophic nutrition by showing the pictures in the form of ppt.	Video on different heterotrophic mode of nutrition.	10- WORLD SIBLINGS DAY	Students will be asked to Enact the Joy of sharing on the occasion of world siblings day related to symbiosis.	List and describe Heterotrophic nutrition in plants.	The classification of heterotrophic nutrition in plants.	
	III	LN-2 NUTRITION IN ANIMALS Nutrition in Human and other animals.	4	* understand the various modes of nutrition in animals and human digestive system.	The teacher will explain the steps involved in the process of digestion in different organisms using video presentation.	❖ Flow chart on nutrition in amoeba and animated video on the process of digestion.	How the sibling day is celebrated will be explained.	Collect pictures of different types of teeth in organisms.	The student will explain the various modes of nutrition in animals. Describe the types and function of teeth. Describe the role of digestive juices in digestion.	Understanding the function of small intestine in digestion by questioning. Emphasize the need to follow the regulations in order to exist.	

A P R I L	IV	LN-2 NUTRITION IN ANIMALS Nutrition in Ruminants.	4	* understand the process of digestion in ruminants.	❖The teacher will explain the digestion process in ruminants with emphasis on four chambered stomach.	❖Animated Video on Rumination , Textbook	Quotes on World Siblings Day.		Explain the process of digestion in ruminants.	Solving a puzzle on digestion process. ❖Emphasis the need to follow the regulations in order to exist.		
	J U N E	I	LN-3 FIBRE TO FABRIC ❖Wool and silk	6	* know the different animals that produce wool. understand the process of making wool and characteristics of wool. * understand the lifecycle of silk moth and characteristics of silk.	The names of the animals that yield wool will be taught with mnemonics. The process of making wool will be explained with a mind map. The life cycle of silk moth will be explained with flow chart. Health hazards in silk industry will be discussed by problem solving method.	Flow chart, mind map, board and chalk.	5-WORLD ENVIRONMENT DAY Constitution of united nations organisation.	research on sustainable environment friendly products made out of animal fibres.	name the wool bearing animals. describe the process of making wool and silk.	recalling the names of the animals and processes involved in the manufacture of wool and silk.	
		II	LN-4 HEAT Measuring temperature	6	* know how temperature is measured. understand the types of instruments to measure temperature.	demonstration of measuring the temperature of substances using laboratory thermometer will be done by the teacher.	Clinical Thermometer, Laboratory Thermometer	How the UNO gives the theme every year- sustainable development plan will be discussed.	Self Activity to record the temperature everyday and tabulate the readings.	differentiate between the clinical and laboratory thermometer.	conversion of temperature into different scales.	"People are influenced by what we are, what we radiate. This has greater appeal than what we say" - H.H. Maharishi Mahesh Yogi
	III	LN-4 HEAT Heat energy	6	*Understand the modes of heat transfer and its applications.	The teacher will discuss the concept of conduction, convection and radiation by conceptual learning method.	PPT, Video	Roles and responsibilities of the people to remind "only one earth".	The students will be asked to cite real life examples of conduction, convection and radiation.	describe the heat transfer and its applications.	on Heat energy transfer.		

J U N E	IV	LN-9 SOIL ❖ Formation and properties of soil.	6	❖ know the process of soil formation, the structure and components of soil. ❖ analyse the properties of soil. ❖ understand the causes, effects of soil pollution and its prevention.	The teacher will explain soil formation through animated videos. The teacher will demonstrate different types and properties of soil through activity.	Animated video, soil samples.	What are the different steps we could take to preserve and enhance the environment will be discussed.	Art integration - making of artifices/dolls/ids with soil.	Describe the formation and profile of the soil. Identify the types of soil based on its property. Signify the importance of conservation of natural resource.	Methods of preventing soil pollution. ❖ As the nature of the components heat and soil are existing with its own value we have to ensure that our actions are louder than words.	
J U L Y	I	LN-5 ACIDS, BASES AND SALTS ❖ Types of substances existing as acids, bases and salts.	6	* know the different types of substances present around us. ❖ classify the different types of acid base indicators.	The concept of acids bases and salts will be explained with real life examples. The type of indicators will be demonstrated to identify the acids, bases and salts.	Chalk, Board, Chart on properties and uses. Indicators and samples of acids, bases and salts.	Where was the conservation activity started will be discussed.	Experiential learning - Observing the change in colours by doing acid base test with natural indicators	Identify the nature of substances.	Uses of acid base indicators.	"Art arises from the interaction of mind and the heart". ❖ Interaction between the objects and organization paves way for a good creation. - H.H. Maharishi Mahesh Yogi
	II	LN-5 ACIDS, BASES AND SALTS ❖ Neutralization reaction and its applications.	6	* understand the neutralisation reaction. ❖ know the naming of salts.	Teacher will discuss neutralisation reaction in everyday life with power point presentation. The properties of salt and naming of salt will be discussed with tabulation.	PPT, samples of salts.	Discussion on "What are the components included in the forest and livelihoods?"		Explain neutralization reaction and its application.	listing the nature of the substances used in things around us. Matching the metallic and non-metallic part.	
	III	LN-6 PHYSICAL AND CHEMICAL CHANGES Nature of changes	6	* Understand the nature of changes. * identify and classify the physical changes	The teacher will explain and demonstrate physical changes in water	PPT, papers, chalk and water.	What are the small steps taken for the conservation of flora and fauna.	Creation of art using melted crayons	The students will identify the changes in the given list of samples.	Types of changes observed in the given materials.	

J U L Y	IV	LN-6 PHYSICAL AND CHEMICAL CHANGES Types of chemical reactions	6	* know the types of chemical reactions. * understand the chemical reactions.	The teacher will explain the chemical reactions and demonstrate the endothermic and exothermic reactions.	chalk board, chemical reagents	28- WORLD NATURE CONSERVATION DAY Importance of co -existence of people and resources on the planet will be emphasised.		list the types and explain the chemical reactions in detail	Types of chemical reactions in a mindmap. Interaction between the objects and organisms paves way for a good creation.	
	A U G U S T	I	LN- 7 WEATHER, CLIMATE AND ADAPTATION Elements of weather and adaptation in animals	5	know the elements of weather understand the adaptation in animals in various climatic conditions	Elements of weather and instruments used to measure the elements will be explained with picture presentation of instruments. Adaptation in animals will be discussed with critical thinking - Topsy- turvy activity.	PPT , chalk board	7- NATIONAL HANDLOOM DAY Role of macro and micro industries in the socio economic development of the country will be discussed.	Making of wall hangings and table mats using jute fibre.	Define weather. Explain the adaptation of animals in different climatic conditions.	Identifying the names of instruments from the picture. Adaptation of animals will be evaluated as oral test.
II		LN-8 WINDS, STORMS AND CYCLONES Properties of air Positive and negative effects of wind.	5	know the properties of air that create wind. understand the characteristics of wind that causes changes in weather pattern.	The teacher will demonstrate the activity- 'Air expands on heating' and explain the characteristics of wind. The positive and negative effects of wind will be discussed with video presentation.	Video on characteristics, chalk board	How handloom industry is operating in India.		List the characteristics of wind. Students will describe the positive and negative effects of wind	Effective measures we have to take during the storm.	

A U G U S T	III	LN-10 RESPIRATION IN ORGANISMS Breathing in Organisms	5	understand respiration in plants and animals. know the differences between breathing and cellular repiration.	The teacher will explain the mechanism of breathing and demonstrate pranayama. Will demonstrate the activity to prove that oxygen is required for respiration.	Animated video, chemicals for demonstration	How does the handloom industry contribute to the development of the society.	The students will be asked to perform an activity to prove exhaled air is rich in CO ₂ .	Define breathing. Distinguish between respiration and breathing .	Will be evaluated on the ways by which different organisms breathe	
	IV	LN-10 RESPIRATION IN ORGANISMS Aerobic and an aerobic respiration	5	identify and distinguish the aerobic and anaerobic respiration. Understand how organisms in water breathe.	The teacher will explain the process of respiration and demonstrate the activity on anaerobic respiration.	chalk board, slide of stomata	Swadeshi movement will be explained	The students will be asked to find the capacity of our lungs through balloon activity	Differentiate aerobic and anaerobic repiration . Describe respiration in plants and animals.	Differences between aerobic and anaerobic respiration as slip test. * We have to practise meditation and bring out the creative intelligence by keeping calm within.	
S E P T E M B E R	HALF-YEARLY EXAMINATION							9 - WORLD POSHAN DAY - The initiatives taken by the Government to provide balanced diet will be discussed by the teacher			
							29- WORLD HEART DAY- A video on cardiologist address will be presented to children on heart care.	Poster making on "Facts and myth of Heart care"			

OCTOBER	I	LN-12 REPRODUCTION IN PLANTS Asexual and sexual reproduction in plants.	5	understand the asexual and sexual reproduction in plants. understand the advantages of asexual reproduction	The teacher will explain the asexual and sexual reproduction in plants by lecture method.	Slides of spirogyra and hydra	The measures to keep the mind healthy will be discussed by the teacher	The students will be informed to review the work of the green revolutionist Dr. M.S. Swaminathan	explain the various types of vegetative propagation in plants.	The students will be evaluated on the advantages of asexual reproduction by questioning	"Knowledge gives humbleness. When the mangoes are full on the tree then the tree bows down. As the fruit comes, it bows to earth for all people to enjoy".H.H. Maharishi Mahesh Yogi
	II	LN-12 REPRODUCTION IN PLANTS Artificial methods of vegetative propagation, structure of flower.	4	know the methods of artificial vegetative propagation. understand the structure of flowers. understand the process of fertilization and pollination.	The teacher will explain grafting, cutting and layering by exhibiting the methods of propagation.	Plant specimen	10 - WORLD MENTAL HEALTH DAY - the need to observe mental health day will be discussed	The students will be asked to prepare a chart on " Transcendental meditation and significance on mental well being.	describe fertilization and pollination	Slip test on advantages of artificial methods of vegetative propagation.	
	III	LN-13 MOTION AND TIME Types of motion , speed	5	understand the difference between rest and motion. understand uniform and non- uniform motion. Analyse the term speed. Understand the concept of time complemented with story telling.	The concept of rest and motion will be discussed with examples. Uniform and non -uniform motion will be explained. The concept of speed will be discussed. The time period of simple pendulum will be explained with experimentation.	chalk and board, simple pendulum	16- WORLD FOOD DAY - History and significance of world food day will be discussed.	Students will be asked to make a model of a simple pendulum.	differentiate uniform and non- uniform motion. Explain the concept of time .	numerical test on speed.	

O C T O B E R	IV	LN-16 WATER: A PRECIOUS RESOURCE sources of water and conservation of water.	5	know the sources of water. classify the forms of water. know the sustainable methods to conserve water.	The forms of water and sources of water will be done in flow chart . The causes of depletion of water table will be discussed by applying critical thinking skills. Sustainable methods to conserve water will be dealt with narrating real life experiences.	Flow chart, chalk board.	Diseases caused due to scarcity of food in society will be discussed.	make a chart presentation on achievements in food industry.	list the sources, classify the forms and derive sustainable methods	Oral recap of sustainable methods. Every creation on earth is to fulfill the need of mankind. It is our responsibility to respect and protect.	
N O V E M B E R	I	LN-11 TRANSPORTATION IN ANIMALS AND PLANTS circulatory system, organs of circulatory system	6	understand the transportation of materials in organisms. Know the circulatory system and the organs of the circulatory system in human beings.	The transportation of nutrients and oxygen to the tissues will be explained by introducing the organs of circulatory system and its function.	Animated video on circulation of blood.	Origin and its significance of World Diabetes day will be explained	review the work of the scientist Dr. Jagdish Chandra Bose on plants.	list the organs of the circulatory system in human beings.	Make a schematic diagram on circulatory system in human beings	"Attend to your inner health and happiness" H.H. Maharishi Mahesh Yogi
	II	LN-11 TRANSPORTATION IN ANIMALS AND PLANTS Function of heart and excretory system	6	Know the transportation of materials in plants by transpiration and translocation. Understand the process of excretion in plants and animals.	The teacher will discuss the transfer of materials and exhibit the slides of xylem and phloem.	Plant specimens, coloured solutions and slides.	14-WORLD DIABETES DAY	conduct a survey among the family members of neighbourhood to identify the diabetes patient and the life style changes adapted by them.	identify the function of xylem and phloem. describe the process of excretion in plants.	listing the excretory products of plants.	
	III	LN-14 ELECTRIC CURRENT AND ITS EFFECTS heating effect and magnetic effect	6	know about electrical components which are used to make circuits. identify different types of safety devices. know the making of electromagnet.	The teacher will explain safety devices used in house hold electric circuit . The teacher will demonstrate on making electromagnet using copper coil and different voltage batteries.	Electrical components, PPT, chalk and board.	Steps taken by the government to reduce childhood diabetes will be discussed by the teacher.	explain the applications of electromagnet in small dynamos and motors.	describe the heating effect of electric current. explain the magnetic effect of electric current.	heating and magnetic effect of current.	

NOVEMBER	IV	LN-17 FORESTS: OUR LIFE LINE Features and uses of forests	6	know how forests are formed. Understand interdependence of plants and animals. Analyse recycling of nutrients in a forest. know various methods to conserve forests.	The teacher will discuss the formation and features of forest. The uses will be explained with exhibits of products obtained. Interdependence in food chain and food web will be explained with story. Various methods to conserve forests will be done by brainstorming ideas.	chalk and board, exhibits of products	Awareness on childhood obesity will be given	The students will be asked to create a diorama	state the formation and features of forests. List the uses of forests. Describe the benefits of food web. Detail the destruction of forests and find methods of conserving forests.	name the products of forests used in everyday life. identify the food chain around us. Regular practising of meditation and yoga will ever keep you healthy and happy.	
	DECEMBER		ASSESSMENT					2- NATIONAL POLLUTION CONTROL DAY Discussion on Pollution control board, the statutory body to monitor and control pollution.	The students will be asked to plant saplings in their neighbourhood to keep the air free of pollution.		
JANUARY	I	LN-15 LIGHT Plane and spherical mirrors	6	*Identify and apply the definitions of the angle of incidence, and angle of reflection. *understand how image is formed as a result of reflected light. *Identify the distinction between regular and diffused reflection in terms of both cause and the effect. *Know about characteristics of images formed by plane mirror.	The teacher will explain regular and irregular reflection. Will discuss the characteristics and uses of plane mirror by demonstrative method.	*PPT, chalk board , plane mirror.	The harvest festival in the perspective of worshiping nature will be discussed	*Hands on activities (multiple reflection of different angle, making kaleidoscope, showing examples of laterally inverted position of letters and numbers)	identify the angle of incidence and reflection *create multiple reflections.	different properties of light by questioning. *reflection of light on white paper screen with the help of an activity.	The power of light is always bigger than the power of darkness. H.H. Maharishi Mahesh Yogi

J A N U A R Y	II	LN-15 LIGHT Spherical lenses	5	* know the effects of flat shiny surface and curved shiny surface. * know the uses of concave and convex mirrors. Understand the characteristics of the images which are produced by concave and convex lenses	The teacher will demonstrate image formation using mirrors and lenses. will discuss the uses of spherical mirrors and lenses.	concave mirrors, convex mirrors, and lenses.	PONGAL	the student will be asked to make a Newton's disc. The joy of giving will be experienced by the children by sharing things of their choice.	identify spherical mirrors and explain their uses in daily life.	defining terms related to mirrors and uses of lenses.
	III	LN-18 WASTE WATER MANAGEMENT Sewage system	5	* understand the constituents of sewage.	The teacher will present the uses of water in a mind map. Sources of water and constituents will be done by collaborative learning method.	text book, chalk board,	Story behind the different days of Pongal celebration will be narrated	Poster Making Colourful poster emphasising the importance of sanitation at public place.	describe the various components of sewage	quiz will be conducted to evaluate the understanding of the constituents of sewage.
	IV	LN-18 WASTE WATER MANAGEMENT Waste water treatment	5	* know the drainage system understand the functioning of the waste water treatment plant.	The teacher will explain the waste water treatment with visual presentation.	visual presentation	The joy of togetherness in celebrations will be emphasised	Students will be asked to present the rural waste water management system.	Students will describe the importance of wastewater	Slip test on drainage system in the form of objectives. Understand the power of light and enlighten the lives.
F E B R U A R Y		PREPARATORY EXAMINATION						28 - NATIONAL SCIENCE DAY The significance of national science day will be discussed.	The students will be asked to design a science lab for their inventions	

<p style="text-align: center;">M A R C H</p>		<p>YEARLY EXAMINATION</p>	<p>22- WORLD WATER DAY Why water day is celebrated? How is water getting polluted at various levels? The situation in the present time will be discussed.</p>	<p>Students will be asked to collect and recycle unused water over a week's time.</p>	
---	--	----------------------------------	---	---	--



HEAD MISTRESS



**Sr. HEAD MASTER /
CHIEF ACADEMIC ADVISOR**



**Sr. PRINCIPAL /
CHIEF EDUCATION OFFICER**

JAI GURU DEV

MAHARISHI VIDYA MANDIR SENIOR SECONDARY SCHOOL, CHETPET, CHENNAI – 31

SYLLABUS FOR THE ACADEMIC YEAR 2022 – 2023

CLASS : VII

SUBJECT: SOCIAL SCIENCE

MONTH	WEEK	TOPIC	NO. OF PERIODS	AIM / LEARNING OBJECTIVE	METHODOLOGY / PRESENTATION	TEACHING AIDS / RESOURCES / REFERENCE	DAYS OF IMPORTANCE	ACTIVITIES INVOLVED IN BRINGING OUT THE SIGNIFICANCE OF LEARNING	LEARNING OUTCOMES	EVALUATION BASED ON PROJECT / ASSIGNMENT / ACTIVITIES	CORRELATING WITH CONSCIOUSNESS BASED EDUCATION
APRIL	I	1. When, Where and How?	4	The Objective is to: Familiarize the student with the changing names of the land	The teacher will: Introduce about historical changes, accounts of travellers and a variety of Literary and Archaeological sources	Text book, PPT, Picture	13 th APRIL ROWLATT ACT March 21 st 1919 To curb the growing Nationalist upsurge in the country	Find out from the parent what documents and accounts they save and retain. Old coin Collection	The learner will: Relate key historical developments during Medieval Period and various terms that have been used in the Indian sub-continent	Debate: Topic: " Literary sources are more useful than archaeological sources for writing history.	<p align="center">"God has blessed us with green earth, just save it"</p> <p align="center">H.H. Maharishi Mahesh Yogi</p>
	II	2.Our Environment	4	Understand the different components of natural environment and means of maintaining it	Explain the different components of environment in order to show the understanding of the interrelationship between them	PPT, Textbook, Chart	Leaders protested to the rule, the Rowlatt Sathyagraha	Make some beautiful decorative items by using some recyclable items like plastic bottles, Mason jar, earthen pot and wooden sticks Postering and slogans to raise awareness about environmental issues	Describe different components of the environment, the interrelationship between them and develop sensitivity towards environment	Make a chart which explains the different domains of the environment	

APRIL	III	3. The story of Democracy	4	Understand the vision and the values of the Constitution Develop an understanding of the rule of law and our involvement with the law	Discuss the importance of Indian Constitution and other countries' Democracy	Debate, Text Book, Celebrations, Newspapers and Magazines	Jallianwala Bagh Massacre, April 13 th 1919 The colonial troops under the command of General Dyer Killed unarmed civilian	Recite a poem 'Heroes of Jallianwala Bagh Massacre'	Explain the significance of equality in democracy and basic features of different forms of Government	Make a timeline of an event to show the different stages in the growth and development of the democracy
	IV	4. Interior of the Earth	4	Acquire knowledge about structure, types of rocks, the layers of the earth and their composition	Introduce the topic "Structure of the Earth" with the help of web chart Pictures of some monuments can be shown and make the students to understand the difference between the types of rocks	Text book, Pictures, Video clippings, PPT and sample of rocks	A salvation ground has been built for visitors to sit in silence to honour the Martyrs	Collect specimen of different types of rocks, classify them and the Sikhs contribution in Non-co-operation Movement with Newspaper clipping	Describe the major layers of the earth's interior, the Rock Cycle and Constituents of minerals	Model Making : Topic: 'Prepare a model on the layers of the earth'
JUNE	I	5. New Kingdoms	5	Trace the patterns of political developments, military conquest of Gurjara Pratiharas, Rashtrakutas, Palas etc and how inscriptions are used to reconstruct history	Elucidate the emergence of new dynasties Analyse about administration, land grants and invasions in India	Pictures, mind map, historical panorama, Text Book	12 th June World Day against Child Labour Mainly focus on the children development and it protects the right of education	Debate: "Winning war is important for a Ruler to become great"	Relates key historical developments of the medieval period, Trace the pattern of political development and military conquest of the rulers	Article Writing: Topic: The Rulers of Chola dynasty

JUNE	II	6. What is Democracy?	3	Analyse the benefits of democracy comparing the same with the other forms of Government Associate the basic features of different forms of government	Importance of democracy and its other forms can be discussed Expressing the three organs of the Government	Pictures, Textbook PPT	12 th June World Day against Child Labour To draw awareness to the international issue of child labour and to develop solution to end it	Discuss any five differences between a democratic government and a non-democratic government	Distinguish between political equality, social equality, economic equality and its issues in one's own region with reference to right to equality	Album Making: Topic: 'Current struggle across the continent towards democracy'	"Responsibility can never be given. It can only be taken." H.H Maharishi Mahesh Yogi
		7. Earth movements and major landforms	5	Gather the knowledge that tectonic movements are responsible for natural calamities Elucidate the types of volcanoes and its consequences	Theory of Plate Tectonics will be explained. With the help of PowerPoint presentation, landforms made by rivers, sea waves, glaciers and wind will be highlighted	Textbook flowcharts, power-point presentation	By reducing poverty, we can eradicate the child labour	Prepare a model on ocean creatures with sand art	Educate the safety measures to be undertaken in the event of disaster and the formation of landforms due to various factors	Draw and explain different landforms in a chart	
	III	8. The Delhi Sultanate	6	Outline the developments of political institutions, the relationship amongst rulers Illustrate how travellers' account, court chronicles and historic buildings are used to write history	Explain the different rulers of Delhi from 1130 to 1489, the ideas of nobles of the army, division of the empire, judiciary and Compare the administrative policies of Alauddin Khalji and Tughlaq	Flow charts, pictures, Historical panorama	<i>Spreading awareness, more stringent laws and effective implementation will prevent child Labour</i>	Visit a nearby museum and identify the various sources that you observe	Bring out the emergence of Delhi Sultanates from 13 th century onwards, socio-political and economic changes during the Medieval Period	Map work: On an outline map of India mark and colour the territories of the Delhi Sultanate under Allauddin Khalji	

JUNE	IV	9. Institutional Representation of a Democracy	5	Learn the vision and values of the Constitution Recognise the democracy as representative Government	Illustrate the process of election as a flow chart and the role of an individual citizen in a democracy to choose their leaders	Old newspapers, mock ballot box and papers, textbook and flow chart		Collect newspaper cuttings of last State Assembly / Lok Sabha polls Debate on the Right to vote should be given regardless of qualification	Describe the process of election to the legislative assembly and the following terms: Universal Adult Franchise, Political Parties and Coalition Government	Questionnaire: Find out when the first coalition government was established in India. Who were the leaders and which parties were a part of the government?	
	I	10. The Mughal Empire	7	State the political history of the 16 th and 17 th centuries Describe the hierarchical order of the Mughal Empire	Show the pictures of important monuments of India and discuss the similarities Reinforce further and state that the Mughals created one of the richest empires in the medieval period	Textbooks, old newspapers pictures of monument in outline map of India	7 th Vanamahotsava Day Celebrating the importance of growing trees and saving forests	Find out few more highways of the world, compare the policies of Akbar with those of Aurangzeb	Assess the relationships that Mughal shared with other rulers, and administrative system developed by the Mughals	Role Play: Topic: Any Mughal ruler	“A strong mind is tolerant, weak mind is easily overcome by the surrounding”. H.H Maharishi Mahesh Yogi.
JULY	II	11. Atmosphere	4	Recognize the importance, unique features of the earth and different layers of Atmosphere	Give scientific interpretations of phenomena connected to atmosphere	News reports, textbook, pie chart, web chart	Spreading awareness of forest conservation and to save the environment	Draw a pie chart to show the composition of the atmosphere	Develop an understanding about elements of weather and climate-temperature, pressure, moisture and wind	Elocution: Topic: 'Mother Earth'. Suggest some ways to protect the Earth from pollution	
	III	12. Government in the states	5	Focus on the legislative, executive, administrative aspects of State government and the main functionaries	Differentiate between local government and the state government, the meaning of the unicameral and bicameral legislatures	Textbook, pictures, Newspapers	Increase production of fruits and to the potential food resources of the country	Stick at least four newspaper articles relating to matters of the State legislature and executive in chart paper	Construe the domain of power and authority exercised by the state government over people's lives	Map work: On an outline map of India mark the names of the union territories of India, all the state capitals, states which share the same capital	
	IV	13. Elements of Weather and Climate	6	Highlight the difference between weather and climate and the dynamism of weather	Importance of the atmosphere, its elements and three zones with diagrams	Text Book, News report	26 th Kargil Victory Day To observe India's victory over Pakistan in the Kargil war	DEBATE: 'Climate plays an important role in our life'	Recognise the Atmosphere and its elements Comparison between weather and climate	Weather Report: Read the daily weather report published in the News paper for a week and note down the maximum and minimum temperatures of your area.	

JULY		14. Architecture as power. Activity)	2				6th August 1945 Hiroshima-Nagasaki Day Nagasaki day is being observed across the globe to promote peace and create awareness about the threat of nuclear power	Prepare an Album with monuments and Buildings with Different Architectural style			
	I	15. Atmospheric Pressure and Winds	5	Identify planetary, periodic and local winds, pressure belts	Explain the factors influencing atmospheric pressure and state the instruments used for measuring atmospheric pressure	Text Book, Pictures, Weather report Map and Board illustration through drawing	8 August 1942 – QUIT INDIA MOVEMENT Reasons: Ending the war early while minimizing casualties	Draw a diagram of pressure belts and planetary winds, Use different colours to show high pressure and low-pressure belts	Identify the effect of atmospheric pressure belts and planetary wind	Chart work: Draw the pressure belts and planetary winds	
AUGUST	II	16. Cities, Traders and crafts people	5	Trace the origins and histories of towns, many of which survive today, the differences between founded towns and trade town	Explain to the students the growth of urbanisation in the 14 th century during the sultanate period	Board, Chalk, Photographs and Text Book	The feeling of Nationalism and self –rule had gained popularity among the Indian masses	Write an article on the contribution of Mahatma Gandhi to the National Movement	Recognise the important centres of administration trade and religion during the 16 th and 18 th century	Project work: Write an article about any craft of India which is also an item trade	
	III	17. Role of the State Government in the distribution of Resources	5	Examine the domains of power and authority exercised by state government on people’s lives.	Discuss how the members are elected, the criteria for election and the tenure of the two houses	Text Book News paper, pictures and chart.	The movement made British realize that India could not be governed without the support of the Indians	Prepare four articles from the newspapers relating to matters of the State legislatures of the State legislative and executive.	Examine the functioning of the government at the state level, the three branches of the state government	Project work: Make a flow chart of how a bill becomes a law.	
	IV	18. Humidity and Rainfall	5	Identify the changes that take place in the atmosphere, the importance of water vapour in the atmosphere	Brain storm with the students on the process of evaporation, condensation and precipitation as discussed in the previous chapter and classify he three types of rainfall	Text book, pictures, weather report.	Hiroshima Day serves a day of remembrance and a focus for anti-war and anti-nuclear demonstration in several countries.	Collect or take students own photographs of the various types of clouds make a collage with these pictures for display in the class	Relate humidity and water vapour and different forms of condensation	Chart work: Find out interesting facts about the different types of rainfall with relevant information and colourful pictures.	“From Tiny, tiny waves of joy, one gets to the ocean of happiness, which is called Bliss”. H.H Maharishi Mahesh Yogi
SEPTEMBER			REVISION & HALF-YEARLY EXAMINATION								

OCTOBER	I	19. Developments in Tribal Communities	4	Convey an idea of long-term social change and movements of the subcontinent	Explain the origin and emergence of the Adivasi or tribal communities and how they were cut off from the mainstream with the spread of the Vedic culture	Text Book, Chart,	26 th OCTOBER Vigilance Awareness week Importance: Vigilance awareness week is being observed from 26 th October to 1 st November	Collect materials and pictures on any one of the following tribes-the Santhals, the Bhils or the Gaddis. Debate on topic 'Tribal way of life is out-dated and should not be preserved'	Recognise the Adivasis or tribal people as a group of indigenous people who were the original settlers of the land	Article Writing: Write an article on how tribal's practices help to conserve the environment	
	II	20. Water	4	Identify the realm of the earth called the Hydrosphere and explain its importance	Appreciate the distribution of water available on the earth's surface as fresh water and salt water and differentiate between the two	Text Book, chart, Board Chalk.	The purpose of Vigilance Awareness week is to generate awareness among the public about the ill effects of corruption	Conserve water: write a catchy slogan, create jingles or use any other advertising campaign to conserve water	Assess the realm of the earth called the Hydrosphere and explain its importance	Peer or self-assessment: Use the Fill in the blanks, True and false and MCQ for peer and self-assessment.	
	III	21. Media and Democracy	3	Elucidate the role of the media in facilitating interaction between the government and citizens	State the different forms of communication that happens in their day-to-day life and the effects of medium of communication	Newspaper, Text book and presentation slides	Logo: It consists of a graphic representation of an eye encased within the letter "C". Being Vigilant and aware is one of the best ways to know when you are in danger and be able to prevent a threat before it occurs.	Portfolio: Collect articles from the newspaper or magazines on important public issue	Justify the need for an effective democracy and the importance of the Right to Information	Debate: Topic 'Media should be more accountable to the people'	

OCTOBER	IV	22. Religious Ideas and Movements	4	Illustrate how traditions preserved in texts and oral traditions are used to reconstruct history	Describe the social and religious oppression in the early medieval period which gave rise to two powerful religious movements in India.	Text book, Map, Pictures	Theme: The Vigilance awareness week is observed with great enthusiasm and active participation.	Choose any important pilgrimage centres. Create a chart mentioning why the place is important, any legends associated with it and the period of the year when it is most visited. Share your findings in class.	Define the Bhakti and explain why the Bhakti Movement was successful and the need for such religious movements in today's society	Map work: On outline map of India, mark some important pilgrimage centres. You can store it in your portfolio.	"The purpose of speech is to inspire and to uplift". H.H Maharishi Mahesh Yogi
	V	23 Natural Vegetation and Wildlife	4	To find out the nature of diverse flora and fauna and the three categories of natural vegetation, forest, grasslands and scrubs	Explain that natural vegetation is a part of the Earth's planet cover which grows without any human intervention and that wildlife refers to all the non-domesticated animals and organism found in a place	Text book, Map, Pictures	Being Vigilant: Some common synonyms of vigilance are alert, watchful land wide awake "Being on the lookout especially for danger or opportunity	Organize a competition: WILDLIFE WEEK: Organise a poster making competition on this occasion in school on the following themes: 1. Save Forests 2. Protect Wildlife. Poster Making: On anti-corruption for Vigilance Awareness week	Elucidate the factor that determines the distribution of natural vegetation and their regional variations	Map work: On an outline map of the world, mark and label the three types of natural vegetation	
NOVEMBER	I	24. Advertising Activity.	2				26 th November 1949. Constitution day is observed to commemorate the adoption of the Constitution of India			Group Discussion: Topic "Advertising can be used to achieve a social purpose."	
	II	25. Flowering of Regional culture	8	Recognise the rich and vibrant art and culture of their country	Explain the growth of regional languages from the 8 th century CE as a result of the Bhakti Movement, the intermingling of cultures with the coming of Mughals	Text book, Pictures	The constitution drafted by Ambedkar as first and foremost social document	Map Work: On an outline map of India mark some important centres of various dance forms and the regions	Identify the growth of language and literature under the patronage of the Mughal rulers	Debate: Topic: Regional languages would not have developed without the patronage of regional Kingdoms'	

NOVEMBER	III	26.The Human Environment settlements, Transport, communication	6	Analyse the evolution of settlements depending on the nature of the environment, differentiate between the different types of settlements and the communities	Explain that settlements refer to the location where people build their homes and the nature of the settlements depends on the nature of the environment	Text book, Map, Pictures	Constitution recognises the rights and liberties of people	Visit: organize a trip to nearby village prepare a report under the following headings: 1.Population 2. Approximate number of houses. 3. Types of houses. 4. Various occupations of people. 5. Crops grown there. 6. Sources of drinking water and irrigation.	Study the evolution of settlements depending on the nature of the environment and the needs of the people	Collage: Prepare a collage with pictures of different types of towns mentioned in the chapter.	"All that is true, and real is always simple, natural and life supporting." H.H Maharishi Mahesh Yogi
		27. Role played by Gender	6	Define gender and analyse the division of society on the basis of gender	Illustrate further by connecting it to the extract read at the beginning of the lesson, where choices for boys and girls are based on the norms set by society.	Pictures, Text book	Constitution of India frames the fundamental political principles, powers and duties of government institutions	Debate: Gender inequality is an outcome of social conditioning and stereotypes.'	Analyse the changing role of gender over time which led to subjugation of women in our society	Project work: Think of customs and traditions related to community that favours men. Write a few lines about them and use suitable illustrations.	

NOVEMBER	IV	28. Unpacking Gender (Activity)	2				26 – CONSTITUTION DAY Preamble declares India to a sovereign, socialist, secular and democratic republic	Pledge: Pledge taking ceremony to mark the celebration of Constitution			
DECEMBER		ASSESSMENT					10 – WORLD HUMAN RIGHTS DAY Human Rights Day is observed to raise awareness about fundamental rights of all human beings	My Favourite Human Right Activist: Prepare a chart on any one Human Right			
JANUARY	I	29. Life in the Desert Region 30. Markets around us	2 3	ACTIVITY Know the different kinds of markets, Gain the knowledge on the role and impact of markets on economy	Define the terms Market, consumer's producers and intermediaries	Newspaper, Text Book, Pictures	23 RD JANUARY Nethaji founded Indian National Army to overthrow British empire	Explore: Azad Hind Fauj - INA	Examine the role of Intermediaries. Differentiate the different kinds of Markets	Debate: Topic 'Selling on credit Kirana stores is not a good idea	"Life is not a struggle, not a tension. Life has not to be suffering. Life is bliss." H.H Maharishi Mahesh Yogi

JANUARY	II	31. Life in Tropical and the Sub tropical Regions	4	Delineate on the life of people in Amazon and Ganga-Brahmaputra region	Identify the Amazon Basin on the world Map, the climate, Flora and Fauna, the people of the region and the different features of Ganga-Brahmaputra plain	Picture, Text Book, Map	Theme: To honour and remember his indomitable spirit and selfless service to the nation	Map Work: On an outline map of India mark: Tropic of Cancer Sunder ban Delta Brahmaputra	Explain the life of people in Sahara and Ganga Brahmaputra plain	Chart work: Stick pictures of Wildlife and vegetation of Amazon Basin.	
	III	32. New political Formations in the 18 th century	5	Gain knowledge on independent and autonomous states during 18 th century in the sub-continent	List out the reasons for the decline of the Mughal Empire and the reasons for the emergence of independent states	Text Book, Map, Pictures	Inspiration: He infused courage and confidence in the hearts of freedom fighters	Report Writing: Topic: "Why Tipu Sultan was called as 'Tiger of Mysore'	Explain how Marathas gained power in Deccan region Rajputs, Jats, the Sikhs in their region and the emergence of independent regions	Enact a folk story on Veer Shivaji-The Maratha Legend	
	IV	33. Wholesale Market (Activity)	2				23 – NETHAJI'S BIRTHDAY The Indian government has decided to celebrate January 23 rd as 'Parakram Diwas to commemorate the birth anniversary of Nethaji Subash Chandra Bose	Portfolio: Visit a nearby market or mandi and find out the prices of vegetables and compare these prices with your neighbourhood shops.			
	V	34. Life in the Temperate regions	5	Highlight life of people of temperate regions especially Velds and Prairies	Explain the Prairies of USA, Canada and Velds of South Africa with location, climate, Flora and Fauna and people	Pictures. Map, Text book	30 – MARTYRS DAY People observe two-minutes silence in the memory of Indian freedom fighters who sacrificed their lives	Map work: On a map of South Africa mark the three rivers that drain it The Drakensberg Mountains and the Kalahari Desert	Compare life in one's own surrounding with life of other environmental settings	SCRAP BOOK WORK: Mineral world of Velds of South Africa	

FEBRUARY		PREPARATORY EXAMINATION	<p>14TH FEBRUARY – BHAGAT SINGH AWARDED THE DEATH SENTENCE</p> <p>His sacrifice had inspired many young people to come forward to fight for the motherland</p>	Free Hand Drawing: Sketch of Bhagat Singh			
MARCH		YEARLY EXAMINATION	<p>15TH MARCH WORLD CONSUMERS DAY</p> <p>World Consumers Day celebrated on March 15TH every year, is a global event that aims to raise awareness about the consumer's rights and needs</p>	Report Writing: Significance of World's Consumer's Day			


HEAD MISTRESS


Sr. HEAD MASTER /
CHIEF ACADEMIC ADVISOR


Sr. PRINCIPAL /
CHIEF EDUCATION OFFICER

JAI GURU DEV
MAHARISHI VIDYA MANDIR SENIOR SECONDARY SCHOOL, CHENNAI – 31
SYLLABUS FOR THE ACADEMIC YEAR 2022 – 2023

CLASS : VII


SUBJECT: COMPUTER SCIENCE

MONTH	TOPIC / CHAPTER	NO. OF PERIODS	AIM / LEARNING OBJECTIVE	METHODOLOGY / PRESENTATION	TOOLS / TEACHING AIDS / EXPERIMENT / TECHNIQUES	LEARNING OUTCOMES	EVALUATION BASED ON PROJECT / ASSIGNMENT / ACTIVITIES
APRIL	1) Client - Server Model	8	Client - Server model to send and receive information	PPT will be shown on C-S models.	Real time examples will be shared to the students. Eg. Student details	Send and receive information from one system to other device	Chart work on client-server model.
JUNE	2) Introduction to 2D Animation (OpenToonz)	8	Create an object using shapes with OpenToonz	Demo will be given to create objects using OpenToonz	Open Toonz s/w is used to develop the objects during the lab session	Uses of Animation tools and its properties.	Basic animations and animation using objects in OpenToonz.
JULY	3) Animating 2D images	5	Explore the tools in OpenToonz and applying the animation to the objects	Demo will be shown on the 2D Animations.	Animation is applied to an object for further movement	Draw a picture of their favourite cartoon character	
JULY	4) Features of HTML Table and List	3	Create different types of lists and marquee text.	Demo will be given to the students.	Smart Panel, Notepad s/w, HTML tags	Uses of List tags, Table tags in the website	Webpage using list and table tags.
AUGUST	4) Features of HTML Table and List	3	Create table to display a data row and column	Demo will be given to the students.	Smart Panel, Notepad s/w, HTML tags		
AUGUST	5) HTML with Hyperlink and Image Mapping	5	Designing a webpage with Hyperlinks, inserting images, frames.	Demo will be given to the students.	Smart Panel, Notepad s/w, HTML tags	Web designing with link and image	Linking two webpages/websites using hyperlink and image mapping.
SEPTEMBER	HALF-YEARLY EXAMINATION						

OCTOBER	6) HTML Forms	8	Create forms with text box, Check box, option button, etc.,	Demo will be given to the students.	Smart class module - HTML	Creating Webpages such as form	Bio-data form created by the students.
NOVEMBER	7) Using Charts and other features in MS Excel	4	Graphical representation of data in the form of Charts	Demo will be given to the students during Class and Lab sessions.	Goal Seek tools, Image tools and Chart tools	Creating and Formatting Chart, Inserting Picture	Chart work based on the mark sheet which is created in the MS - Excel.
	8) Managing Data in MS-Excel	4	Create a data entry form with filter and data validation	Demo will be given to the students during Class and Lab sessions.	The large data can be manipulated by using filter, pivot table and subtotal	Creating Excel file with filtering data.	The manager of the organization to maintain the Excel to store the following details such as: Name of the Employer, Address, Phone Number and designation
DECEMBER	9) Blogs and Microblogging	6	Communication with people on the Internet, advantages and disadvantages of Internet	PPT will be shown about blogs.	Smart board video on Blog and Microblogs	Classification of Blog & Microblogging	Chart work based on blogs and microblogging.
JANUARY	10) Types of Machine Learning	6	Models of machine learning, AI hardware and software	PPT and video will be shown about AI concepts.	Information on Artificial Intelligence and Debate	Classifying the types of machine learning to enhance the data for AI software	Create a flow chart to find the way to reach the class room from the entrance gate
FEBRUARY		2					
PREPARATORY EXAMINATION							
YEARLY EXAMINATION							
MARCH							


HEAD MISTRESS


Sr. HEAD MASTER /
CHIEF ACADEMIC ADVISOR


Sr. PRINCIPAL /
CHIEF EDUCATION OFFICER

JAI GURU DEV
MAHARISHI VIDYA MANDIR SENIOR SECONDARY SCHOOL, CHETPET, CHENNAI - 31
SYLLABUS FOR THE ACADEMIC YEAR 2022-2023

CLASS: VII

SUBJECT: MUSIC

MONTH	CLASSICAL MUSIC	SLOKAS & SONGS	PAGE NOS.	NO.OF PERIODS	LEARNING OUTCOME	TOOLS / TEACHING AIDS / EXPERIMENT / TECHNIQUES	WILL BE EVALUATED ON
APRIL	Melstayi (1)	Guru Slokas Neerarum Mansa Bajare	24,25 Diary 28	4	Sings Guru slokas and patriotic song with proper pronunciation	Bhajan book	Effectiveness of performance.
JUNE	Melstayi (2)	School Song National Anthem Praboganapathe	Diary Diary 36	4	Sings Ganapathy song, School song and National anthem sincerely.	Bhajan book	
JULY	Melstayi (3)	Om NamoGajananaya Gajananam Ekadantham Nada Vindu	30 2 16 40	4	Sings Ganapathy song and Murugan song with devotion.	Bhajan book	
AUGUST	Melstayi (3)	Gayathri (2) Flag Song	8 102	4	Recites Gayathri mantra and flag song with patriotism.	Bhajan book	
SEPTEMBER	HALF YEARLY EXAMINATION Examination will be conducted and grades will be given based on their skills in Sruthi, Rhythm and Melody.						

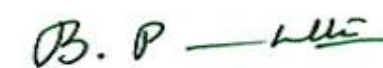
OCTOBER	Dattuwarisai (1)	Brahmamurari Ambalatarase	17 73	4	Recites sloka and Shiva song with bakthi.	Bhajan book	Mass chanting and Mass bhajan.
NOVEMBER	Dattuwarisai (1)	Gayathri(4) Guruvayur	8 47	4	Chants Gayathri mantra and Krishna song enthusiastically.	Bhajan book	
DECEMBER		Tiruvarutpa		4	Recites shiva song clearly.	Bhajan book	
JANUARY	Dattuwarisai (1)	DanamTarum EswaraAlla	19 105	4	Chants slokas and the song with devotion.	Bhajan book	
FEBRUARY	Dattuwarisai (2)	Gayathri (2) VandeVeeram	8 66	4	Sings with patriotic fervour.	Bhajan book	
MARCH	YEARLY EXAMINATION Examination will be conducted and grades will be given based on their skills in Sruthi, Rhythm and Melody.						



HEAD MISTRESS



**Sr. HEAD MASTER /
CHIEF ACADEMIC ADVISOR**



**Sr. PRINCIPAL /
CHIEF EDUCATION OFFICER**


JAI GURU DEV
MAHARISHI VIDYA MANDIR SENIOR SECONDARY SCHOOL, CHETPET, CHENNAI – 31
SYLLABUS FOR THE ACADEMIC YEAR 2022 – 2023

CLASS: VII


SUBJECT: ART AND CRAFT EDUCATION

MONTH	TOPIC	NO. OF PERIODS	AIM / LEARNING OBJECTIVE	METHODOLOGY / PRESENTATION	TEACHING AIDS / RESOURCES / REFERENCE	ACTIVITIES INVOLVED IN BRINGING OUT THE SIGNIFICANCE OF LEARNING	LEARNING OUTCOMES	EVALUATION BASED ON PROJECT / ASSIGNMENT / ACTIVITIES
APRIL	PENCIL SHADING GREETING CARD	4	To teach them about strokes and complete the picture given.	By explaining about what is pencil shading, strokes.	Black board, Colour chalk, Sample piece, chart paper, craft paper and glue.	Children will be encouraged to prepare more of this kind of drawings and craft.	To learn about pencil shading and strokes.	Grades will be awarded to the students according to their drawing and craft.
JUNE	STEP BY STEP PARROT DOOR HANGING	4	To teach them draw step by step drawings as done on the previous page and complete the picture.	By explaining about step by step drawing	Black board, Colour chalk, Sample piece, chart paper, craft paper and glue.	Children will be encouraged to prepare more of this kind of drawings and craft.	To learn step by step drawings and colouring.	Grades will be awarded to the students according to their drawing and craft.
JULY	PENCIL SHADING	4	To teach them to create the image of any light and shadow object. To teach the student to observe the highlights and dark values and shade with pencil.	By explaining about source of light and what is pencil shading and types of pencil shading.	Black board, Colour chalk, Sample piece, chart paper, craft paper and glue.	Children will be encouraged to prepare more of this kind of drawings and craft.	To learn step by step drawings and colouring.	Grades will be awarded to the students according to their drawing and craft.
AUGUST	STEP BY STEP DRAWING, PAPER PEACOCK AND DUCK	4	To teach them draw step by step drawings as done on the previous page and complete the picture.	By explaining about step by step drawing	Black board, Colour chalk, Sample piece, chart paper, craft paper and glue.	Children will be encouraged to prepare more of this kind of drawings and craft.	To learn step by step drawings and colouring and simple paper foldings.	Grades will be awarded to the students according to their drawing and craft.
SEPTEMBER	DRAW AND COLOUR	1	To teach them complete the picture and colouring.	By explaining about the drawing and complete the picture.	Black board, Colour chalk, Sample piece, chart paper, craft paper and glue.	Children will be encouraged to prepare more of this kind of drawings and craft.	To learn step by step drawings and colouring.	Grades will be awarded to the students according to their drawing and craft.
OCTOBER	STEP BY STEP	4	To teach them draw step by step drawings as done on the previous page and complete the picture.	By explaining about step by step drawing	Black board, Colour chalk, Sample piece, chart paper, craft paper and glue.	Children will be encouraged to prepare more of this kind of drawings and craft.	To learn step by step drawings and colouring.	Grades will be awarded to the students according to their drawing and craft.

NOVEMBER	DRAW DIFFERENT ANGLES DECORATIVE PAPER FLOWER	4	To teach them how to draw different angles of horse head.	By explaining about how to draw different angles.	Black board, Colour chalk, Sample piece, chart paper, craft paper and glue.	Children will be encouraged to prepare more of this kind of drawings and craft.	To learn how to draw different angles and simple paper folding and cuttings.	Grades will be awarded to the students according to their drawing and craft.
DECEMBER	BLADE PAINTING Woollen work	1	To teach them how to do blade painting as done on the previous page.	By explaining about blade painting.	Black board, Colour chalk, Sample piece, woollen thread, mat, scissors.	Children will be encouraged to prepare more of this kind of drawings and craft.	To learn about blade painting.	Grades will be awarded to the students according to their drawing and craft.
JANUARY	STEP BY STEP DRAW IN COLOUR	4	To teach them draw step by step drawings as done on the previous page and complete the picture.	By explaining about step by step drawing	Black board, Colour chalk, Sample piece.	Children will be encouraged to prepare more of this kind of drawings and craft.	To learn step by step drawings and colouring.	Grades will be awarded to the students according to their drawing and craft.
FEBRUARY	WATER COLOUR PAINTING	4	To teach them about water colour painting and complete the picture.	By explaining about water colour painting.	Black board, Colour chalk, Sample piece.	Children will be encouraged to prepare more of this kind of drawings and craft.	To learn water colour painting.	Grades will be awarded to the students according to their drawing and craft.
MARCH	GRAPH DRAWING THE LITTLE MILKMAID	1	To teach them how to draw in graph and complete the picture.	By explaining about graph drawing.	Black board, Colour chalk, Sample piece, chart paper, craft paper and glue.	Children will be encouraged to prepare more of this kind of drawings and craft.	To learn graph drawing and simple paper folding and cutting.	Grades will be awarded to the students according to their drawing and craft.


HEAD MISTRESS


Sr. HEAD MASTER /
CHIEF ACADEMIC ADVISOR


Sr. PRINCIPAL /
CHIEF EDUCATION OFFICER

JAI GURU DEV
MAHARISHI VIDYA MANDIR SENIOR SECONDARY SCHOOL, CHETPET, CHENNAI – 31
SYLLABUS FOR THE ACADEMIC YEAR 2022 – 2023

CLASS : VII

Subject: Life Skills

	MONTH	TOPIC / CHAPTER	NO. OF PERIODS	AIM / LEARNING OBJECTIVE	METHODOLOGY / PRESENTATION	TOOLS / TEACHING AIDS / EXPERIMENT / TECHNIQUES	LEARNING OUTCOMES	EVALUATION BASED ON PROJECT / ASSIGNMENT / ACTIVITIES
1	APRIL	Discovering your Life skills	1	To understand meaning and needs of Life skills. To understand various categories of Life skills	Class discussion, Constructive learning Method (Construction of summaries by students)	Life skill Manual, Questionnaire	Understands meaning of life skills and identifies different categories of Life skills	Worksheet - Graphic Organizers
		Self Esteem	1	To understand the role of self esteem in their life and become aware of their uniqueness	Personal learning Method (process of constructing the learner's own personal knowledge and competencies)	Life skills Manual, Brainstorming	Students will be able to acquire a sense of identity and recognize and understand the importance of self knowledge.	CBSE Life skills manual activity: Building Positive self esteem and setting goals.
		Journal Writing	1	To understand the benefit of Journal writing and Goal setting.	Reflective learning Method (learners to go back and forth to reflect on their learning.)	Life skills Manual, , Papers, Stationary	Students will be able to develop critical thinking skills	Journal
		Initial Evaluation	1	To be used only as an indicator and administered for further enhancement of life skills	Reflective and Introspective Method	Life skills Manual Questionnaire	A continuous and comprehensive evaluation which will be graded based on their skills and attitudes to reflect the positive intents of the learner.	CBSE Life skills Manual Self Assessment Questionnaires (1-5)

2	JUNE	Critical vs Creative thinking	1	To understand the value of critical and creative thinking in their life	Class discussion, Constructive learning Method (Construction of summaries by students)	Questionnaire, Activity Worksheet	Students will be able to develop critical thinking skills	Worksheet3 : Fact or Fiction Worksheet 4 Relation
		Effective communication	1	To understand the value of clear and effective communications	Experiential Learning Method(It is the process of making meaning from direct experience or learning from experience)	Games, Worksheets	Students will be able to ask questions as an important step to practising good listening.	Worksheet 5 Asking questions
		Relationship and me	1	To understand the importance of having interpersonal relationship skills.	Cooperative learning: (Placing students of different ability levels together in small working groups.)	Quiz, Journal and reflective Worksheets	Students will be able to analyze and accomplish the task on developing interpersonal relationships.	CBSE Life skills manual activity 2 : Interpersonal Relationships
		Initial Evaluation	1	To understand their current skill level.	Reflective and Introspective Method	Questionnaire	A continuous and comprehensive evaluation to reflect the positive intents of the learner.	CBSE Life skills manual self assessment questionnaires(6-8)
3	JULY	Interpreting my Feelings	1	To understand, identify and expressing emotions appropriately	Class discussion, Constructive learning Method (Construction of summaries by students)	Worksheet	Students will be able to express their emotions appropriately;	CBSE Life skills manual activity 2 Expressing Emotion
		Relaxation training	1	To understand the role of Exercise and relaxation.	Experiential Learning Method	Instructions	Students will be able to use healthy ways of expressing Emotions	Performance
		Managing Anger	1	To let students to learn the ways to let anger out without hurting themselves or others	Reflective and Introspective Method	CBSE Life skills Manual worksheet	Students will be able to recognize the reasons for becoming angry	Worksheet: Self Reflection
		Initial Evaluation	1	To understand their current skill level.	Reflective and Introspective Method	Questionnaire	A continuous and comprehensive evaluation to reflect the positive intents of the learner.	CBSE Life skills Manual Self Assessment questionnair 9. Decision Making 10. Problem-solving

4	AUGUST	All about Stress	1	To understand the part of Stress in their life	Class discussion, Constructive learning Method	Brainstorming	Students will be able to understand the concept of stress	CBSE Life skills manual activity 1 : What happens when stressed?
		Managing Stress	1	To understand the part of Stress and the different ways to cope with stress	Class discussion, Constructive learning Method	Brainstorming	Students will be able to understand the various causes of stress	CBSE Life skills manual activity 2 : Stress Snap
		Time Management	1	To identify effective time management and their barriers	Class discussion, Constructive learning Method	Making To -do list Journal	Students will identify steps to overcome barriers to effective time management	Journal
		Learners Review	1	To enhance his knowledge about Stress	Class discussion, Constructive learning Method	Charts, book: All about Stress	Student will recall and express his knowledge	Poster
SEPTEMBER		HALF-YEARLY EXAMINATION						
5	OCTOBER	Empathy	1	To help the students to learn to lend a helping hand to others who are in need of it.	Reflective and Introspective Method	Worksheets, Papers, Stationaries	Students will be able to understand about the needs of other beings, including animals	CBSE life skills manual activity 1 : Helping Hands
		Patience	1	To understand the powerful attribute of Patience.	Class discussion, Constructive learning Method (Construction of summaries by students)	Worksheets, Papers, Stationaries	understand the importance of patience	CBSE Life skills manual activity 2 : Patience is a Virtue which is often Rewarding!
		Compassion	1	To familiarize the students with the need for empathy for voiceless lives.	Reflective and Introspective Method	Mind maps	The students get chance to practice showing compassion by creating some skits.	CBSE Life skills manual activity 3 : Compassion towards Animals in Cages
		Learners Review	1	To enhance his knowledge about Values	Class discussion, Constructive learning Method	Charts, book: All about Stress	Student will recall and express his knowledge	Chart work

6	NOVEMBER	Decision Making	1	Students examine different situations and use different elements involved in decision	Class discussion, Constructive learning Method	Worksheets, Papers, Stationaries	describe the different elements involved in decision making	CBSE Life skills manual activity 1: I Can Decide!
		Help the character	1	Solutions can be found for the situation which were presented in books	Class discussion, Constructive learning Method	Worksheets, Papers, Stationaries	Identify the positive or negative consequences of each decision taken.	CBSE Life skills manual activity 2: Help the Character
		Decision making Tool	1	the students learn a decision making strategy that will help them improve the quality of choices they make	Personal learning Method	Worksheets,	make wise decisions using the decision making process;	CBSE Life skills manual activity 4 : Decision Making Wheel!
		Learners Review	1	To enhance his knowledge about Values	Class discussion, Constructive learning Method	Papers, Worksheet	Student will recall and express his knowledge	Journal work
7	DECEMBER	Problem Solving	1	Puzzles and teasers improve problem solving	Constructive learning Method	Information poster	Students will be able to use their thinking skills. Use their problem solving skills problems	CBSE Life skills manual activity 1 : Puzzles and Teasers
		Tools for solving Problem	1	These tools help in reaching a rational solution.	Constructive learning Method	Information poster	Students will be able to use effective ways of solving problem	CBSE Life skills manual activity 2 : Problem Solving Tools
		Handling conflicts	1	The student is expected to implement communication skills that are responsive rather than reactive	Group work	<ul style="list-style-type: none"> • Charade Topics • Conflict Resolutions 	Brainstorming solutions to solving conflicts in different situations	Chart work
		Learners Review	1	To enhance his knowledge about Values and skills	Class discussion, Constructive learning Method	Papers, Worksheet	Students will be writing down their thoughts and feelings to understand them more clearly.	Journal work

8	JANUARY	Appreciation, friendship	1	To help student to learn how to be good friend.	Group work	Games, Worksheets	Students are expected to appreciate good behaviour	Games score
		Sharing	1	To motivate children to learning to take turns.	Cooperative learning:	Games, Worksheets	Students are expected to take turns and wait for their opportunity	Games score
		Bully Prevention	1	To motivate children to learn to stand confidently against bully behaviour	Class discussion, Constructive learning Method	Colour papers, Stationary	Students identifies bully behaviour and use appropriate ways to stop the bully behaviour.	Bulletin board work
		Learners reflection	1	To enhance his knowledge about Values and skills	Class discussion, Constructive learning Method	Papers, Worksheet	Student will recall and express his knowledge	Reflective worksheet
9	FEBRUARY	Review my skills	1	To measure the change in the student's skill sets	Reflective and Introspective Method	Questionnaire	Students will be applying the learnt skills and demonstrate positive attitudes towards Life.	CBSE Life skills Manual Self Assessment Questionnaires (1-5)
		Review my skills	1	To measure the change in the student behaviour	Reflective and Introspective Method	Questionnaire	Students will be adopting good leadership behaviour for empowerment of self and others.	CBSE Life skills Manual Self Assessment Questionnaires (6-10)
		Review my values	1	To measure the change in the student values	Reflective and Introspective Method	Journals	Students will be able to set appropriate Goals, manage stress and time effectively.	Journals
		Review my soft skills	1	To measure the change in the student skill sets	Reflective and Introspective Method	Portfolio	Students will be able to combine knowledge, skills, and values into a whole and reflect their knowledge effectively in the society.	Portfolios
MARCH		YEARLY EXAMINATION						



HEAD MISTRESS



Sr. HEAD MASTER /
CHIEF ACADEMIC ADVISOR



Sr. PRINCIPAL /
CHIEF EDUCATION OFFICER

JAI GURU DEV
MAHARISHI VIDYA MANDIR SENIOR SECONDARY SCHOOL, CHETPET, CHENNAI – 31
SYLLABUS FOR THE ACADEMIC YEAR 2022 – 2023

CLASS: VII

SUBJECT : HEALTH AND PHYSICAL EDUCATION


MONTH	TOPIC / CHAPTER	NO. OF PERIODS	AIM/LEARNING OBJECTIVE	METHODOLOGY/ PRESENTATION	TOOLS / TEACHING AIDS / TECHNIQUES	LEARNING OUTCOMES	WILL BE EVALUATED ON
APRIL	Marching Revision VI Std. Portions. 1. Open order, close order march 2. Mark time march and halt 3. Forward march and halt	8	To improve the methods and techniques in marching	The teacher will demonstrate the marching skills to the students.	Demonstration Part – whole –part method Drum, Music	<ul style="list-style-type: none"> • Improvement in bearing • Smartness in appearance and turn out • Co – ordination among various body segments • Sense of discipline, self confidence • And the quality of immediate and implicit obedience to orders • Knowledge of drill and marching. 	Timing, Rhythm, Response to command.
JUNE	Callisthenic I. Bharathiyam 2. Individual Exercise 3. Partner Series	8	To teach the cooperation and coordination in group activity.	The teacher will demonstrate the free hand exercise with the by counts to the students.	Demonstration – Oral instructions Part by part method	<ul style="list-style-type: none"> • Development of health related physical fitness and motor fitness factors such as speed, strength, agility, flexibility explosive power, muscular and cardio – vascular endurance • Sense of physical and mental well being • Knowledge about physical fitness and its relationship to exercise 	Graceful Rhythmic movements, Uniformity for music or count.
JULY	Rhythmic and light apparatus 1. Lezim 2. Flag drill	8	To teach the sense of rhythm command in group activity, cooperation and coordination.	The teacher will give the rhythmic count to the students to do the rhythmic and light apparatus exercise.	Demonstration Part – whole – part method Lezim Flags	<ul style="list-style-type: none"> • Sense of rhythm • Creative self-expression • Physical recreation and enjoyment • Appreciation of concepts such as unity in diversity and national integration Understanding of our culture 	Graceful Rhythmic Movement Uniformity to music or count.
AUGUST	INDIGENOUS EXERCISES (Dands & Baithaks) <ul style="list-style-type: none"> • Clapping – Dand • Scorpion – Dand • Baithaks with double arm Chair Baithaks 	8	To teach the basic movements in dands and baithaks.	The teacher will demonstrate indigenous exercise and make them to practise the exercises.	Demonstration Part – whole – part method	<ul style="list-style-type: none"> • FORMAL ACTIVITY: Learn the basic movements. Development of health related physical fitness and motor fitness – Muscular endurance and muscular strength • Appreciation of Indian system of physical culture Knowledge of dands and Baithaks 	Performance and With standing capacity.

<p>SEPTEMBER</p>	<p>HEIGHT & WEIGHT MEASUREMENT Yogasana</p> <ul style="list-style-type: none"> • Suryanamaskar • Padmasana • Parsuva Konasana • Halasana • Chakrasana 	<p>4</p>	<p>To teach the methods and importance of asanas</p>	<p>The teacher will make the students to demonstrate the asanas and explain the method of breathing and benefits to other students.</p>	<p>Demonstration with expansion of the Asanas by the teacher Method of breathing Benefits of particular Asanas to be made clear to the Students, to do the Asanas to slow counts</p> <p>Mats</p>	<ul style="list-style-type: none"> • Correct breathing habit and desirable body posture • Better range of movements in joints • Increase resistance power of the body to certain illness • Muscles that are not usually exercised are involved • Awareness of our cultural heritage • Self-discipline and concentration • Knowledge of Yoga exercises and understanding its influence on human body • Application of Yoga exercises to the health needs of the Individual 	<p>Students to do Asanas chosen by the teacher among the items taught for the year.</p> <p>Approach holding of the posture and proper breathing to be given weightage in evaluation.</p>
<p>OCTOBER</p>	<p>Gymnastics (Stunts, Tumbling) and Pyramids</p> <ol style="list-style-type: none"> 1. Forward & Backward roll 2. Double men (Two men) 3. Cart wheel 4. Pyramids <p>2,3,4 and 5 Formations SEWA: Project on Awareness rally – traffic, first aid, and safety education.</p>	<p>8</p>	<p>To teach the cooperation and coordination in gymnastics and pyramids.</p>	<p>The teacher will explain the gymnastics and pyramids skills and make the students to do the stunts and tumbling</p>	<p>Demonstration Part – whole –part method</p> <p>Mats</p>	<p>Development of major muscle group</p> <ul style="list-style-type: none"> • Organic fitness • Neuro – muscular co-ordination • Knowledge of the activity • Understanding the role of physical activity for a healthy life • Knowledge of managing body equilibrium • Knowledge of collective strength 	<p>Maintenance of body equilibrium .Approach, Performance, Landing perfection.</p>
<p>NOVEMBER</p>	<p>Major Games</p> <ol style="list-style-type: none"> 1. Foot ball Kicking Heading Trapping Goal keeping Throw-in 2. Tenni-koit Receiving & returning Service 3. Kabaddi Cant Raiding Catching Tactics 4. Basketball Dribbling, Passing and Shooting. 	<p>8</p>	<p>To teach the basic skills in all major games following the rules and regulations.</p>	<p>The teacher will demonstrate the major games skills and make the students to do the skills with the perfection.</p>	<p>Demonstration Part – whole – part method</p> <p>Chunnam Football Flags Nets Tenni-koit ring Basketball Board, Ring & net</p>	<ul style="list-style-type: none"> • Development of major muscle group and motor skills Knowledge of healthy and worthy use of the leisure time • Maintenance of physical fitness • Fun and pleasure • Healthy outlook • Development of team spirit and sportsmanship qualities • Knowledge of various skills of games 	<p>Style, interest and initiative rather than actual performance to be considered. Skill test of concerned games to be used. Knowledge gained to be assessed as part of theory examination (proper content balance to be followed)</p>
<p>DECEMBER</p>	<p>HEIGHT & WEIGHT MEASUREMENT Track and Field</p> <ol style="list-style-type: none"> 1. long jump 2. High jump 3. Sprint – 200 mts 400 mts. 4 x 400 mts. Relay 	<p>4</p>	<p>To teach the basic methods in track and field events</p>	<p>The teacher will orally explain the track and field events to the students and make them to do the events.</p>	<p>Demonstration Part – whole –part method</p> <p>2 Stands Cross bar pit Chunnam Shot – put Batons</p>	<ul style="list-style-type: none"> • Improve motor skill and ability to perform work with ease and grace Participation and co-operation. • Knowledge of the event and real spirit behind the activity • Team spirit and sportsmanship qualities 	<p>Timing for track events. Distance for field events group Competitions.</p>

						<ul style="list-style-type: none"> • Understanding of various skills. 	
JANUARY	Minor Games <ul style="list-style-type: none"> • Zig zag relay • Tunnel relay • Four corners • Good morning • Luggage van 	8	To teach the importance of cooperation and coordination in team events.	The teacher will join with the students to demonstrate and will give the oral instructions of minor games.	Demonstration Ball Chunnam	<ul style="list-style-type: none"> • Develop co-operation • Develop knowledge about rules of the games • Creative happiness and pleasure • Develop Group co-ordination 	Competitions and rewarding the winners.
FEBRUARY	BMI CALCULATION AND HEALTH CARD ENTRY						
MARCH	HEIGHT & WEIGHT MEASUREMENT FOR YEARLY EXAMINATION						


HEAD MISTRESS


Sr. HEAD MASTER /
CHIEF ACADEMIC ADVISOR


Sr. PRINCIPAL /
CHIEF EDUCATION OFFICER

JAI GURU DEV
MAHARISHI VIDYA MANDIR SENIOR SECONDARY SCHOOL, CHETPET, CHENNAI – 31
SYLLABUS FOR THE ACADEMIC YEAR 2022 – 2023

CLASS: VIII

SUBJECT: ENGLISH

MONTH	WEEK	TOPIC	NO. OF PERIODS	AIM / LEARNING OBJECTIVE	METHODOLOGY / PRESENTATION	TEACHING AIDS / RESOURCES / REFERENCE	DAYS OF IMPORTANCE	ACTIVITIES INVOLVED IN BRINGING OUT THE SIGNIFICANCE OF LEARNING	LEARNING OUTCOMES	EVALUATION BASED ON PROJECT / ASSIGNMENT / ACTIVITIES	CORRELATING WITH CONSCIOUSNESS BASED EDUCATION
A P R I L	I	<ul style="list-style-type: none"> Parts of Speech (an introductory session) 	2	<p>Students will be able to</p> <ul style="list-style-type: none"> understand parts of speech - the 8 parts with the purpose it serves in the English language. recognize and distinguish nouns, verbs, adjectives and adverbs from each other. 	<ul style="list-style-type: none"> Recipe strategy an interactive session with the students to help them relate grammar in language application. WHO AM I? (Flash cards) COMPLETE THE PARTS OF SPEECH TABLE. 	<ul style="list-style-type: none"> Charts Smart Board PPT 	UGADI Ugadi celebrations in India – GROUP DISCUSSION	<p>SPEECH Importance of Ugadi festival in India. (highlight the parts of speech in the script)</p> <p>LOOKING FOR ERRORS Collect photos of actual punctuation mistakes. (stores, restaurants, advertisements, etc.)</p>	<p>Students</p> <ul style="list-style-type: none"> identify the different parts of speech in the English language and its application. use nouns, verbs, adjectives, adverbs correctly in sentences. 	<ul style="list-style-type: none"> Quiz on identification of eight parts of speech. Rearrange the sentences in correct order and add the right punctuation (test) 	<p>Bliss comes blissful with practice. In our own bliss the desire, desirer and process of desiring are united- they are one. Desire is fulfilled at its source.</p> <p>- H.H.MAHARISHI MAHESH YOGI</p>
		<ul style="list-style-type: none"> Grammar: Chapter 21 - Punctuation 	2	<ul style="list-style-type: none"> understand the major role played by punctuation in written language. 	<ul style="list-style-type: none"> Explore how punctuation impacts meaning. (how a small comma can change the meaning of a sentence.) ACT IT OUT The students will do actions when they come across a punctuation mark in the story that is read in the class. {Raise hands(!) Shrug shoulders up and down (?) Clap (.) Wiggle the body (,)} 	<ul style="list-style-type: none"> Flashcards Dice 	<p>PUNCTUATION DICE Roll the dice and create sentences or text that uses the punctuation marks shown.</p> <p>CUPS ACTIVITY C-Capitalization U-Usage P-Punctuation S-Spelling (Students will correct the errors in the given sentences, write them in an ice cream stick and place it in a cup)</p>	<ul style="list-style-type: none"> identify the different punctuation marks and their usage for proper written communication. understand that proper punctuation is also an important tool to make the writer's text logical and readable. 	<ul style="list-style-type: none"> Punctuation is one of the building blocks to have a proper complete sentence. 		

II	PROSE: 1. Boyhood Days	4	<ul style="list-style-type: none"> improve their writing and comprehending skills. enhance their LSRW skill and also improve their inferential skills. 	<ul style="list-style-type: none"> GROUP DISCUSSION (Nelson Mandela, Martin Luther King, Mahatma Gandhi) MIND MAP of the characters, followed by narration of the story. 	<ul style="list-style-type: none"> Charts Smart Board PPT Dictionary Flash cards (lexical words) text book 	Significance of Ugadi – DISCUSSION	<ul style="list-style-type: none"> DEBATE Cultural tourism to be encouraged or not. MINI DICTIONARY ON THE LEXICAL TERMS FROM THE LESSON. SWAT WORDS LIKE FLIES (Teacher writes few words on the board, students read the lesson and tap the book when they come across those words in the textbook and tell what parts of speech it is.) 	<ul style="list-style-type: none"> enhance their reading, writing and comprehending skills.; speak logically and discuss answers in a group; glean information by listening attentively. enrich their active and passive vocabulary. develop their ability of loud reading of the passage with correct pause, intonation, stress and articulation of voice. 	<ul style="list-style-type: none"> Reiteration of the story and comprehending skills. Recapitulation - quiz 	
III	Grammar: Chapters 1 and 2 - Nouns and Noun Phrases	4	<ul style="list-style-type: none"> use nouns in sentences while upholding grammatical integrity. differentiate a proper noun from a common noun when seen in a sentence. identify the different types of nouns effectively, use nouns in sentence composition. understand that noun phrase is a small group of words which contain a noun. understand that noun phrases act as subjects, objects or prepositional objects in a sentence. 	<ul style="list-style-type: none"> COLLABORATIVE LEARNING (CLASSROOM TREASURE HUNT) Use objects in the room to help students understand what a noun is.) GLOBE TROTTER Using globe/atlas, teachers to make students to list out the proper and common nouns. NOUN PHRASE PYRAMID Add words to create a noun phrase. 	<ul style="list-style-type: none"> Charts Smart Board PPT Atlas 	DEBATE Reading is a healthy habit.	<ul style="list-style-type: none"> JUST A MINUTE List the nouns they can think of in a minute for any game. (basketball, football, etc.) EMOJI EXPRESSION Draw or make your own emojis showing different emotions or expressions. 	<ul style="list-style-type: none"> classify nouns into different kinds; use correct terms of singular and plural; countable and uncountable words. identify noun phrases and understand the function of a noun phrase in a sentence. understand how expanded noun phrases can improve clarity of writing. 	<ul style="list-style-type: none"> Classifying nouns and noun cases in sentences and arranging order of noun phrases. (oral test) Prepare a list of adjectives that can be turned into abstract nouns, and list out collective nouns for animals, person and things) Frame an expanded Noun Phrase. 	

	IV	<p>Writing Skill:</p> <p>Paragraph, Article and Essay writing (Ref. Grammar bk Pg 242)</p>	4	<ul style="list-style-type: none"> improve their writing skills. portray a particular topic or interest into the limelight. portray the subject professionally. make it interesting so that readers are engaged to read more. write a paragraph with a topic sentence, support sentence, and concluding sentence. produce a well organized academic essay. 	<p>ART INTEGRATION (chart making on sandwich rule)</p> <p>Coder strategy and the Sandwich rule which is used for splitting the content into three.</p> <ul style="list-style-type: none"> HISTORY OF PAPER (flow chart) List out different types of articles and essays. 	<ul style="list-style-type: none"> Charts Smart Board PPT 	<p>WORLD BOOK DAY GROUP DISCUSSION</p> <p>Evolution of books</p>	<p>COVER UP Students create their own covers for books and add a cover illustration, a blurb or could even put on a personal recommendation.</p> <p>RECORD KEEPING How did man record information before the invention of paper?</p>	<ul style="list-style-type: none"> practice a deliberate writing process with emphasis on research; write sentences using a limited vocabulary. produce coherent and unified paragraphs with adequate support and detail. use language as an effective tool of communication 	<p>Write an article/paragraph on the topic EVOLUTION OF BOOKS (from stone age to modern age)</p>	
J U N E	I	<p>Poem: 1 The Secret of the Machines</p>	4	<ul style="list-style-type: none"> appreciate the poem and capture the central idea of the poem. analyse the title of the poem (machines are anthropomorphized and that machines could have something of a secret to themselves). To make students realise the importance of machines and more importantly to use machines with care. 	<p>VALUES (Group discussion on the technological advances that had occurred over the last century.)</p> <ul style="list-style-type: none"> Read the poem aloud several times to hear rhyme, rhythm, and the overall sound of the poem. 	<ul style="list-style-type: none"> Charts Smart Board PPT Text book 	<p>History of Yoga</p>	<ul style="list-style-type: none"> Debate on the advantages and disadvantages of using a machine. Write an essay on "Machines replacing human labour." 	<ul style="list-style-type: none"> identify details, main ideas and sequence of ideas and events while reading in order to demonstrate comprehension of the language and sequencing skills. analyse a narrative and appreciate the meaning of the poem. 	<p>Quiz on poetic devices like imagery, personification, alliteration, symbolism, rhythm and rhyme.</p>	

II	GRAMMAR: 3-5 Pronouns, Adjectives and Articles	8	<ul style="list-style-type: none"> improve their writing skills by including an adjective, pronoun and articles into their sentences. use pronouns effectively to replace the necessary nouns. articulate when and why definite or indefinite articles should be used in particular contexts. 	<ul style="list-style-type: none"> Mind map <p>FRAMEWORK</p> <ul style="list-style-type: none"> Each student will form a sentence using the adjective on the board and share it with the class. 	<ul style="list-style-type: none"> Charts Smart Board PPT 	Surya namaskar - benefits and poses through pictures.	<p>SLAP IT Describing game (give an adjective for the drawn noun from the bowl)</p> <p>PRONOUN MEMORY GAME Students match the pronoun with the sentence where it best fits in the classic matching card game.</p>	<ul style="list-style-type: none"> explain the purpose and types of adjectives; define the term 'pronoun' & outlines the different types of pronouns. knows to replace the noun with the right pronoun. 	<ul style="list-style-type: none"> Usage of adjectives, pronouns and articles. (written test) Replace appropriate pronouns in sentences Identify the descriptive words from the given paragraph. 	
III	Prose :2 Father's Help	4	<ul style="list-style-type: none"> understand the inner psyche of a school going child and the theme of honesty, pity, aggression, imagination, guilt, stubbornness and fear. to develop the ability of loud reading of the passage with correct pronunciation, stress, intonation, pause and articulation of voice. 	Mind map of the main character, followed by narration of the story.	<ul style="list-style-type: none"> Charts Smart Board PPT text book 	Demo of Pranayama and its benefits	<ul style="list-style-type: none"> Write an acrostic poem for your father 	write answers to textual/non-textual questions after comprehension/inference; draw character sketch, attempt extrapolative writing.	<ul style="list-style-type: none"> Oral test on the one-word questions from the lesson. Dramatization of the lesson <p>Father's Help.</p> <ul style="list-style-type: none"> The lesson unravels the inner psyche of school going child. The child should be educated in such a way that any problem can be solved when it is discussed with whomever he/she feels confident. 	<p>Problems will disappear as darkness disappears with the onset of light.</p> <p>- H.H.MAHARISHI MAHESH YOGI</p>

IV	<ul style="list-style-type: none"> • ND: Part one: Chapter 1-3 	3	<ul style="list-style-type: none"> • review and analyse the text to recall, paraphrase, summarize and infer answers to questions based on the story. 	<p>ART INTEGRATION (Puppet making on the main characters)</p> <p>Mind map of the main characters.</p>	<ul style="list-style-type: none"> • Charts • Smart Board • PPT 	<p>YOGA DAY</p> <p>Asanas and its benefits</p>	<p>WORD FLASH CARDS</p> <p>The flashcards are used to spark a conversation or to identify your thematic bins. (yoga, sun, mat, relaxation, stretching, exercise, posture, breathe, salute, teacher, rest)</p>	<ul style="list-style-type: none"> • consolidate what is learnt in the chapter and reinforce it. 	<ul style="list-style-type: none"> •comprehending the story. (Quiz) 	
	<p>WRITING SKILL:</p> <ul style="list-style-type: none"> • Bio Sketch (Ref Grammar BK Pg. 233) 	2	<ul style="list-style-type: none"> • understand that biographies give an account of a person's life and achievements. 	<ul style="list-style-type: none"> • Real life example. 				<ul style="list-style-type: none"> • are able to explain the difference between the biography and autobiography. 	<ul style="list-style-type: none"> • writing bio-sketch with the details of a few personalities. 	
	<ul style="list-style-type: none"> • NOTICE WRITING (Ref Grammar BK Pg. 231) 	2	<ul style="list-style-type: none"> • study and learn about the importance of notice writing. 	<ul style="list-style-type: none"> • Slide presentation – format of notice writing with examples. 				<ul style="list-style-type: none"> • precisely write the notice format. 	<ul style="list-style-type: none"> • writing a notice with the correct format. 	
<ul style="list-style-type: none"> • Grammar Book: CH 1 (Passage comprehension) Endangered Species Pg.217 	1	<ul style="list-style-type: none"> • acquaint themselves with reading comprehension strategies 	<ul style="list-style-type: none"> • Listening activity: read the passage aloud and let the students follow the passage. 				<ul style="list-style-type: none"> • analyse a story and draw his/her own inferences from it. 	<ul style="list-style-type: none"> • comprehending skills. 		

J U L Y	I	Poem :2 A Newspaper is a collection of Half-Injustices	4	<ul style="list-style-type: none"> grasp the exclusive message that the poem / poet wants to convey. understand the central ideas of the poem. learn the poetic devices used in the poem. 	<ul style="list-style-type: none"> Explain the gist of the poem and ask relevant questions confirming their comprehension. Explain how to identify the rhyme scheme with a few examples. 	<ul style="list-style-type: none"> Charts Smart Board PPT flash cards (figures of speech) text book 	DOCTOR'S DAY Discussion on the various fields in medicine.	DEVELOP HEALTH POSTERS Students draw and create posters stating the health tips. HISTORY OF NEWSPAPERS Write an article on the topic 'From the first one published to the Digital Age.'	<ul style="list-style-type: none"> answer factual, inferential and reflective questions, speaks and logically discusses the issue in the group and appreciates poetic devices like metaphor. appreciate different styles of writing poetry. 	Identify the figures of speech in the poem. (oral test)	
	II	PROSE :3 Jamaican Fragment	4	<ul style="list-style-type: none"> enrich their active and passive vocabulary. acquaint themselves with the style of the writer. improve their writing ability, comprehending skills and inferential skills. understand how prejudice misleads the person's opinion. 	CREATIVE THINKING (Oral presentation of the story – Racial discrimination.) <ul style="list-style-type: none"> Introduction of the lexical terms with the help of a flashcard. 	<ul style="list-style-type: none"> Charts Smart Board PPT Flash cards Textbook 	Discussion on the day-to-day healthy habits	ROLE PLAY (pair work) Prepare a few slips containing the names of different nations and write some clues like- important cities, currency, language, food, games etc. Children collect the information and speak in the class.	<ul style="list-style-type: none"> answer factual, evaluative and inferential questions; discuss and reflect upon how coping is an important life skill. 	<ul style="list-style-type: none"> Grammar, coherence, intonation and stress as required will be assessed during the role play. Help the children to understand from the history of the world how prejudice led to the fall. 	The world has witnessed the rise and fall of monarchy, the rise and fall of dictatorship, the rise and fall of feudalism, the rise and fall of communism, and the rise of democracy; and now we are witnessing the fall of democracy.... the theme of the evolution of life continues, sweeping away with it all that does not blossom into perfection. H.H.MAHARISHI MAHESH YOGI

A U G U S T	I	PROSE :4 Springtime A La Carte	4	<ul style="list-style-type: none"> enrich their active and passive vocabulary. acquaint themselves with the style of the writer. develop comprehensive skills. comprehend the thoughts of the protagonist. 	<p>VALUES</p> <ul style="list-style-type: none"> Oral presentation of the story. Introduction of the lexical terms with the help of a flashcard. 	<ul style="list-style-type: none"> Charts Smart Board PPT Text book 	Characteristics of a good friend	<ul style="list-style-type: none"> Character sketch of the main character. Enact a soliloquy on the character of Sara. 	<ul style="list-style-type: none"> enhance their reading, writing and comprehending skills. Speak logically and discuss answers in a group; glean information by listening attentively. 	<ul style="list-style-type: none"> Answering short and one-word questions. (oral test) Diary entry for Walter - written just before he walked into Schulenberg's Home Restaurant. 	
	II	Grammar: Chapters 11-13 Subject Verb Agreement, Auxiliary Verbs, Modals & Non-modals, Active and Passive Voice	9	<ul style="list-style-type: none"> explain the rules for subject-verb agreement. understand that an auxiliary verb occurs with a main verb in a clause. identify modal verbs. construct sentences using active and passive voice. 	<p>EXPERIENTIAL LEARNING (Provide a sequence of sentences, both written and oral.)</p> <ul style="list-style-type: none"> Find the sentences which are grammatically correct and incorrect. Write a sentence on the board and ask the students to identify the verbs in it. Illustrate use of modal verbs to express permission, prohibition, doubt, and obligation. 	<ul style="list-style-type: none"> Charts Smart Board PPT 	<p>FRIENDSHIP DAY</p> <p>Write a poem on friendship.</p>	<p>CARDMAKING</p> <p>Greeting card for your friend with an acrostic poem.</p> <p>• SUBJECT VERB PARTY</p> <p>Use two colours of index cards, one for the subject and the other for the predicate. Students read their cards out loud one at a time and try to find out who holds the missing half of the sentence.</p>	<ul style="list-style-type: none"> identify and correct errors in subject-verb agreement. describe how helping verbs change the meaning of main verbs; write sentences using different helping verbs that reflect these changes in meaning. identify modal verbs; use modal verbs in writing and in conversations. identifies 'active voice' and 'passive voice'; converts passive voice into active voice. 	<ul style="list-style-type: none"> Oral Quiz on Auxiliary verbs. Students are asked to circle subjects in red and verbs in blue for the given sentences. Rewriting sentences matching with subject and verbs Recognize the pattern of the voice and change them into the other type. <ul style="list-style-type: none"> The grammatical concept that the subject of a sentence must align with the main verb of that same sentence. 	<p>Balance is the natural state of life, because the basic characteristic of the fundamental element of life, pure consciousness, is complete balance.</p> <p>- H.H.MAHARISHI MAHESH YOGI</p>

	I	Poem:3 The Nightingale and the Glow-worm	4	<ul style="list-style-type: none"> understand that the poem carries a lovely lesson for mankind and is based on the idea 'LIVE AND LET LIVE' recite and enjoy the poem and develop the power of imagination. communicate and appreciate the central idea of the poem 	<p>VALUES</p> <ul style="list-style-type: none"> Flash cards (lexical words) Model recitation 	<ul style="list-style-type: none"> Charts Smart Board PPT Text book 	Letter of gratitude to the family members and capture the memories.	<ul style="list-style-type: none"> Similarities between nightingale and glow-worm. Discussion on Didactic poems to connect with the prescribed one. 	<ul style="list-style-type: none"> identify details, characters, main idea and sequence of ideas and events while reading in order to demonstrate comprehension of the language and sequencing skills. develops the aesthetic sense. 	<ul style="list-style-type: none"> Write the character sketch of the glow-worm. Identifying the figures of speech from the given poem. 	
	II	Prose :5 Her First Party	4	<ul style="list-style-type: none"> analyse and enable the theme to express ideas of the passage orally and in writing. help the students think imaginatively and develop creative writing. 	Oral presentation of the story	<ul style="list-style-type: none"> Charts Smart Board PPT Text book 	<p>WORLD SMILE DAY</p> <p>Giving smiley badges by recognizing the ones who do good deeds.</p>	<p>WHAT MAKES ME SMILE</p> <p>Paste a large poster in the classroom with the words, "What makes me smile." Then, students can go up and write on the poster what makes them smile.</p>	<ul style="list-style-type: none"> answer factual, evaluative and inferential questions. Explains Millie's apprehension about the party. 	<ul style="list-style-type: none"> Writing some difficult words on the blackboard and asking individual students to read, explain, give meaning, or frame sentences. The excitement of the protagonist to attend the event at the college hall, which make him to feel happy. 	<p>Be happy, healthy and let all that love flow through your heart.</p> <p>- H.H.MAHARISHI MAHESH YOGI</p>
	III	Grammar: 14-16 Adverbs, Prepositions and Conjunctions	6	<ul style="list-style-type: none"> identify and use adverbs as modifiers to express time, place, manner, degree and frequency. identify and define prepositions, prepositional phrases and objects of the preposition. identify words that function as conjunctions and differentiate between subordinating and coordinating conjunctions. 	<ul style="list-style-type: none"> Write sentence on the board with and without modifiers and ask the students to act out the sentences. Topic (Preposition) introduced through the game "SIMON SAYS" using the acronyms (FANBOYS & A WHITE BUS) 	<ul style="list-style-type: none"> Charts Smart Board PPT 	<p>WORLD GIRL CHILD DAY</p> <p>Discussion on girl power.</p>	<p>GROUP DISCUSSION</p> <p>about gender equality.</p> <p>GRAND DESIGN</p> <ul style="list-style-type: none"> Write a detailed description of their ideal home, using prepositions of place. 	<ul style="list-style-type: none"> recognize adverbs and distinguish them from other parts of speech. identify the different ways adverbs are used before writing their own descriptive sentences. Identify prepositions in a text and differentiate between an object of the preposition and other objects. 	<ul style="list-style-type: none"> Track down adverbs in the given passage or worksheet. Identify which conjunctions on the board are coordinating and which are subordinating conjunctions 	

			<ul style="list-style-type: none"> identify clauses and use conjunctions to combine them into more complex sentences. 	<ul style="list-style-type: none"> Smart Board modules and Text book exercises. 			<p>SCAVENGER HUNT</p> <ul style="list-style-type: none"> Write a verb on the board. Ask students to list all the adverbs they can think of that would be appropriate to describe or modify the given verb. 	<ul style="list-style-type: none"> correctly use conjunctions to link simple sentences together. repair run-on sentences using conjunctions. 		
IV	<ul style="list-style-type: none"> NON DETAIL: Part Two: Chapter 11,12 Part Three: Chapter 1-3 <p>WRITING SKILL:</p> <ul style="list-style-type: none"> Book Review <ul style="list-style-type: none"> Report Writing (Ref Grammar BK Pg. 241) 	<p>2</p> <ul style="list-style-type: none"> read "A Tale of Two Cities" with an eye to the linguistic and thematic details that mark Dickens's style. <ul style="list-style-type: none"> introduce various characters with a motive to have an impact on the learners. <p>1</p> <ul style="list-style-type: none"> understand that a book review is a critical evaluation of a text that includes short description and recommendation. demonstrate critical thinking in preparing book reviews, and using a wide range of digital and technological skills. <p>1</p> <ul style="list-style-type: none"> know about the phrases and verbs commonly used in the construction of reports. 	<p>ART INTEGRATION LEARNING (Role play of the characters)</p> <ul style="list-style-type: none"> Oral presentation of the story. Presentation on board with the prescribed inputs that are required for an ideal review writing with the ideas expressed in a subtle manner without changing its impact. Newspaper clipping of reports on an incident, event, celebration, accident, etc. A slide presentation of the format and the points to remember 	<ul style="list-style-type: none"> Charts Smart Board PPT 	PPT on the theme of National girl Child Day 2022	<ul style="list-style-type: none"> A book review discussion for any one book as an example. 	<ul style="list-style-type: none"> acquaints them with the different roles played in life. consolidate what is learnt in the chapters and reinforce it. create an organized list of ideas; use ideas from brainstorming sessions to create a summarizing book review; incorporate headings into a piece of writing. write in an appropriate style for an academic or scientific report. 	<ul style="list-style-type: none"> A book review on the recently read book. 		

		<ul style="list-style-type: none"> Grammar Book: CH 4 (Passage Comprehension) Edmond Halley Pg.222 	1	<ul style="list-style-type: none"> acquaint themselves with reading comprehension strategies. 	<p>along with examples.</p> <ul style="list-style-type: none"> Listening activity: read the passage aloud and let the students follow the passage. 			<ul style="list-style-type: none"> Discussion on the structure of a report with an example on their 'First party'. 	<ul style="list-style-type: none"> analyse a story and draw his/her own inferences from it. 	<ul style="list-style-type: none"> Draft report on incidents or events. 	
NOVEMBER	I	Prose :6 The Stalled Ox	4	<ul style="list-style-type: none"> improve their writing and comprehending skills. enhance their LSRW skills and also improve their inferential skills. express fluently their ideas, feelings, or thoughts orally as well as in writing. 	<p>VALUES</p> <p>Activity – using dictionary students should pick Adjectives that would best describe the characters.</p>	<ul style="list-style-type: none"> Charts Smart Board PPT Dictionary 	History and the importance of celebrating Student's Day.	<p>TAG QUESTIONS</p> <p>The teacher gives a situation to the students and tells them to give their opinion about the matter.</p> <p>GROUP DISCUSSION</p> <p>Saki - the true master of witty story telling.</p>	<ul style="list-style-type: none"> develop reading, writing and comprehension skills. answer factual, evaluative and inferential questions. 	<p>Answering short and one-word questions (oral test)</p> <p>Character sketch of the main characters</p>	
	II	Grammar: 17-19 The Sentence, Phrases & Clauses, Conditionals	10	<ul style="list-style-type: none"> recognize different types of sentences and explain why correct sentence structure is important. identify aspects of strong sentences. identify phrases, independent clauses and dependent clauses. understand that conditionals are statements that are carried out when certain criteria are met. 	<p>STORY TELLING</p> <p>Smart Board modules and Text book exercises</p> <p>INTERVIEW to identify different kinds of sentences.</p> <ul style="list-style-type: none"> give five half conditional sentences and ask them to finish the sentences. 	<ul style="list-style-type: none"> Charts Smart Board PPT 	Significance of Students' Day	<p>IS THAT SENTENCE CORRECT</p> <p>A bunch of sentences are written on the board. Students will decide if the sentence is correct, or not. If it is not correct, they have to write down the correct form.</p> <p>MATCH THEM UP</p> <p>Give half of the students cards that have an Independent clause and the other half cards that have Dependent clauses. They have to find the Independent / Dependent clause that corresponds</p>	<ul style="list-style-type: none"> use vocabulary terms related to simple and compound sentences appropriately; compare and contrast simple and compound sentences. recognize and correctly use prepositional, infinitive, and participial phrases. understand that conditionals help us express things that may happen in the present and future. 	<ul style="list-style-type: none"> Identify the kind of sentence in the given worksheet. <p>CONDITIONAL TRAIN</p> <p>The teacher writes a conditional sentence on the board. The student has to create a new sentence using the end of the previous one.</p> <ul style="list-style-type: none"> No sentence can make a complete sense 	<p>No action can be performed successfully without a clear result in view.</p> <p>- H.H.MAHARISHI MAHESH YOGI</p>

								with the one they are holding.		without a subject and a verb.	
III	<p>WRITING SKILL:</p> <ul style="list-style-type: none"> • Advertisement <p>• Post Card (Ref Grammar BK Pg. 230)</p> <ul style="list-style-type: none"> • Grammar Book: CH 5 (Passage comprehension) Doctor Dolittle & the Crocodile) Pg.224 	2 2 1	<ul style="list-style-type: none"> • understand that the goal is to sell goods, services or ideas to a larger group of prospective purchasers. • describe different kinds of advertising appeals. <ul style="list-style-type: none"> • understand that postcards are used for sending short messages by post without an envelope. <ul style="list-style-type: none"> •acquaint themselves with reading comprehension strategies. 	<ul style="list-style-type: none"> • Slide presentation with Newspapers-classified column with various requirements of the advertisers. <ul style="list-style-type: none"> • SHOW AND TELL Bring in some examples of real postcards to look at before writing their own. <ul style="list-style-type: none"> • Listening activity: read the passage aloud and let the students follow the passage 	<ul style="list-style-type: none"> • Charts • Smart Board • PPT • Post card 	<p>INTERNATIONAL STUDENTS DAY</p> <p>A short video on the biography of Dr. Abdul Kalam.</p>	<p>CLASS DISCUSSION</p> <p>About advertising</p> <p>FICTIONAL POSTCARD Students will use historical empathy to create a series of postcards that share the perspective of a person who lived during a historic event or time.</p> <p>ESSAY WRITING</p> <p>Theme and significance of International Students Day</p>	<ul style="list-style-type: none"> • write advertisements with limited words - with and without illustration. • are familiar with different types of advertising. • identify parts of a postcard, and write a postcard in English. • analyse a story and draw his/her own inferences from it. 	<ul style="list-style-type: none"> • Writing advertisements for different needs. • Prepare a postcard to your childhood friend. 		
IV	<p>ND: Part Three: Chapters 4-8</p>	5	<ul style="list-style-type: none"> • analyse and discuss, both individually and as a class, the notable ideas and important themes in "A Tale of Two Cities." • develop the power of imagination. 	<p>ART INTEGRATION LEARNING (Anchor chart – poetic devices of the poem)</p> <p>Flow chart (containing the key points)</p>	<ul style="list-style-type: none"> • Charts • Smart Board • PPT • Text book 	<p>Discussion on the points on being an ideal student.</p>	<p>List out 20 major novels written by Charles Dickens</p>	<ul style="list-style-type: none"> • consolidate what is learnt in the chapters and reinforce it. <ul style="list-style-type: none"> • Compose interesting stories. 	<p>Recapitulation – quiz</p>		

II	Grammar: 20, 22 & 23 – Direct & Indirect Speech, Phrasal Verbs & Idioms, Vocabulary	10	<ul style="list-style-type: none"> • use reported speech correctly in oral discussions. • convert direct speech to indirect speech in different tenses • learn the different meanings that a phrasal verb might have both in literal and idiomatic forms. • understand what phrasal verbs are and how they work. • learn new vocabulary words, and use them correctly in a sentence. 	<p>SUSTAINABLE DEVELOPMENT</p> <ul style="list-style-type: none"> • Slide presentation of the rules for changing from direct to indirect speech. <p>• MEMORY OR MATCHING GAME (draw a verb/ preposition card and come up with a phrasal verb)</p>	<ul style="list-style-type: none"> • Charts • Smart Board • PPT 	<p>MAHARISHI MAHESH YOGIJI'S BIRTHDAY</p> <p>A short discussion about Maharishiji</p>	<p>ESSAY WRITING</p> <p>REPORTED SPEECH CARDS Hand out slips of paper to students. One side of the paper is a direct speech sentence. One student reads out the sentence and his/her partner must report the speech to the class.</p> <p>• CROSSWORD PUZZLE Prepare crossword puzzles with clues. (Besides meaning of the word as a clue, use homophones, homonyms, synonyms etc.)</p>	<ul style="list-style-type: none"> • list the rule for converting direct speech to indirect speech and indirect speech to direct speech. • clarify the differences between 'separable' and 'inseparable' phrasal verbs. • use thesaurus and dictionary; deduce word meanings from clues in context while reading a variety of texts. 	<ul style="list-style-type: none"> • Spelling test on the new vocabularies from the prose text. • Frame sentences using the given phrasal verbs. • change into direct or indirect speech. 	
III	<p>WRITING SKILL:</p> <ul style="list-style-type: none"> • E-mail Writing • Story Writing 	4	<ul style="list-style-type: none"> • Write clear and well structured professional emails and understand the basic, technical terms used in E-mails. • revise the rules of writing emails in English by studying the differences between formal letters, and informal and semi-formal emails • Develop the ability to identify and use narrative tenses when writing. 	<ul style="list-style-type: none"> • Smart board and slide presentation of the layout along with examples. • Slide presentation of the points to remember while crafting a story along with examples. 	<ul style="list-style-type: none"> • Charts • Smart Board • PPT 	List out any five quotes of Maharishiji	<ul style="list-style-type: none"> • Discussion on the growth of e-mail from its history. • Do's and Don'ts of a mail with samples. • FILM ANALYSIS: Learning elements of a story with any one of the movies. 	<ul style="list-style-type: none"> • Draw the layout of electronic mails, classify the style of writing formal, semi-formal and informal messages. • Identifies the different styles of writing a story - various themes under one title. 	<ul style="list-style-type: none"> • Writing E-mail to convey messages. • Short story writing in different genres. 	


	IV	ND: Part Three: Chapter 9-12	3	review and analyse the text to recall, paraphrase, summarize and infer answers to questions based on the story.	Oral presentation of the story	<ul style="list-style-type: none"> • Charts • Smart Board • PPT • Text book 	Video – Maharishiji’s speech	Brief summary of the Non-detail for all the chapters	consolidate what is learnt in the chapters and reinforce it.	<ul style="list-style-type: none"> • Recapitulation – quiz • The novel deals with the major themes of duality, revolution and resurrection. 	Life is a field of all possibilities. What you make out of it is your life. - H.H.MAHARISHI MAHESH YOGI
--	----	--	---	---	--------------------------------	---	------------------------------	--	--	---	--

F E B R U A R Y	PREPARATORY EXAMINATION										
--------------------------------------	--------------------------------	--	--	--	--	--	--	--	--	--	--

M A R C H	Women’s day Discussion – The theme of the year YEARLY EXAMINATION						TELL UNTOLD STORIES Share the story of one of the many incredible women who has changed history.				
-----------------------	---	--	--	--	--	--	--	--	--	--	--


HEAD MISTRESS


**Sr. HEAD MASTER /
 CHIEF ACADEMIC ADVISOR**


**Sr. PRINCIPAL /
 CHIEF EDUCATION OFFICER**

மகரிஷி வித்யா மந்திரர் மேனிலைப்பள்ளி , சென்னை -31
தமிழ்ப்பாடம் கற்பிப்புத் திட்டம் - 2022 - 2023

வகுப்பு : எட்டு

பாடம்; தமிழ்

மாதம்	வாரம்	தலைப்பு	பாடவேளை	நோக்கம் / குறிக்கோள்	கற்பித்தல் முறை	துணைக் கருவிகள்	முக்கிய நாட்கள்/ ஆசிரியர் செயல்பாடுகள்	கற்றல் தொடர்புடைய செயல்பாடுகள்	கற்றல் விளைவுகள்	மதிப்பாய்வு	அறநெறி மற்றும் ஒழுக்கம் சார்ந்த உணர்வுக் கோட்பாடுகள்
ஏப்ரல்	I	இயல்-1 1. தமிழ் மொழி வாழ்த்து	3	தமிழ்நாட்டுச் சாதனையாளர்கள் நாட்டுக்குழைத்த நல்லோர்கள், எழுத்தாற்றல் மிக்கவர்கள் உயர்ந்த பெருமக்கள், குறித்து அறியச்செய்தல்.	<ul style="list-style-type: none"> ➤ தமிழ் நாட்டின் மரபு ➤ ,பாரம்பரியம், ➤ பண்பாடு ஆகியவற்றின் பின்னணியில் மகாகவி பாரதியின் வாழ்க்கை வரலாற்றை விவரித்துக் கூறி, பாடலின் மையக்கருத்தை சுவைபட விளக்கிக் கூறுதல். 	*மகாகவி பாரதியார் படம் *பாடநூல் *கரும்பலகை *பாரதியார் கவிதைகள்	புத்தாண்டு குறித்து - கவிதை எழுதுதல்	பாரதியாரின் பாடல்வரிகளை வரைபடத்தில் எழுதி மற்றவர் பார்வையில் காணும் படி செய்தல்.	வாய்விட்டுப் படித்தல், வாய்க்குள் படித்தல், எனப் படிப்பில் இரண்டு நிலைகள் உள்ளன. படிப்பில் திறமை உண்டாக வேண்டுமானால் இந்த இரு நிலைகளிலும் திறமையை வளர்க்க வேண்டும் என்பதை உணர்த்துதல்.	பாடலின் மூலம் பாரதியார் கூறும் கருத்துகளைக் கேட்டறிதல்.	
		2. தமிழ் மொழிமரபு	2	தமிழின் சிறப்புகள் தமிழர் மரபு தமிழர் பண்பாடு தமிழ்க்கவிஞர்கள் தமிழர்களின் வீரம் குறித்து அறியச் செய்தல்.	<ul style="list-style-type: none"> ➤ ஆசிரியர் குறிப்பு, ➤ நூல் குறிப்புடன் நமது முன்னோர்கள் மரபுகளைப் பின்பற்றியதன் காரணம் குறித்து சுவைபட விளக்குதல். 	*ஐம் பூதங்களின் படங்கள், *தொல் காப்பியர் படம், *காணொலிக் காட்சி,	பறவைகளின் ஒலி மரபுகளைத் தொகுத்து வரச் செய்தல்.	கபிலர், ஔவையார், கம்பர், தொல்காப்பியர் முதலான சான்றோர்களின் கற்பனைகளை இலக்கியங்களில் கண்டு இன்புறச் செய்தல்.	விலங்கு களின் இளமைப் பெயர்கள் குறித்துக் கேட்டறிதல்.		
	II	3. தமிழ் வரிவடிவ வளர்ச்சி	3	கேட்டல் பேசுதல் படித்தல் எழுதுதல், ஆகிய அடிப்படைத் திறன்களை வளர்த்தல்.	<ul style="list-style-type: none"> ➤ மொழி தோன்றிய காலம், முதல், இன்று வரையுள்ள மாற்றங்கள் குறித்து விளக்கிக் கூறுதல். 	*வீரமா முனிவர் *தந்தைப் பெரியாரின் படங்கள் *பாடநூல்,	14.04.2022 தமிழ்ப் புத்தாண்டு	உரைவீச்சு தமிழ்ப் புத்தாண்டு குறித்து உரை வீச்சு	தமிழ் எழுத்துகளின் சீர்திருத்தம் குறித்து அறிந்து கொள்ளச் செய்தல்.	வழக்கிழந்த தமிழ்ச் சொற்களைக் கேட்டறிதல்.	

மாதம்	வாரம்	தலைப்பு	பாடவேளை	நோக்கம் / குறிக்கோள்	கற்பித்தல் முறை	துணைக் கருவிகள்	முக்கிய நாட்கள்/ ஆசிரியர் செயல்பாடுகள்	கற்றல் தொடர்புடைய செயல்பாடுகள்	கற்றல் விளைவுகள்	மதிப்பாய்வு	அறநெறி மற்றும் ஒழுக்கம் சார்ந்த உணர்வுக் கோட்பாடுகள்
		4.சொற் பூங்கா	3	சொல்லாட்சித் திறன், மற்றும் சொற்களஞ்சியம் பெருக்குதல்.	<ul style="list-style-type: none"> தமிழில் ஓரெழுத்து ஒரு மொழிகளின் பெருக்கம் குறித்து நூலாசிரியர் கூறும் செய்திகளைத் தொகுத்துக் கூறுதல். 	<ul style="list-style-type: none"> *வரை படத்தாள் *பாடநூல் *தமிழ் அகராதி *காணொலிக் காட்சி 		ஓரெழுத்து ஒரு மொழிகள் இடம் பெறுமாறு ஐந்து தொடர்கள் எழுதி வரச் செய்தல்.	மொழிப் பயிற்சிகளை அறிந்து கொள்ளச் செய்தல்.	பாடப் பொருளின் பத்தியைப் படித்து மையக் கருத்தை மாணவரிடமிருந்து வரவழைத்தல்.	
ஏப்ரல்	III	5. எழுத்துகளின் பிறப்பு	3	தமிழ் மொழியை மாணவர்கள் இயல்பாகப் பேசவும், கனவிலும் நனவிலும் சிந்தித்துப் பேசவும் உரையாடவும்,படிக்கவும் பழக்குதல்.	<ul style="list-style-type: none"> தமிழ் இலக்கணம் அறிமுகம் எழுத்துகளின் பிறப்பு குறித்து விளக்குதல். 	<ul style="list-style-type: none"> *வரை படத்தாள் *பாடநூல் *இலக்கண நூல் *காணொலிக் காட்சி. 	வேற்று மொழிகளின் புத்தாண்டு குறித்து கலந்துரையாடல்	கருத்தழகும், சொல்லழகும் குறையாமல் பழமொழிகளை, மரபுத்தொடர்களை, உவமைகளை வாக்கியத்தில் அமைத்து எழுதச் செய்தல்.	எழுத்துகளை உரிய முறையில் உச்சரிக்க அறிந்து கொள்ளச் செய்தல்.	எழுத்துகளின் இடப்பிறப்பு குறித்துக் கேட்டறிதல்	
		இயல் .2 6..ஓடை	2	ஓசை நயம் சொற்சுவை பொருள் சுவை அழகுணர்வு ஆகியவற்றின் வழியாக மாணவர்களின் பண்பாட்டை வளர்த்தல்.	<ul style="list-style-type: none"> பாடலை ஓசைநயத்துடன் பாடிக் கற்பித்தல். 	<ul style="list-style-type: none"> *இயற்கைக் காட்சிகளின் படத்தொகுப்பு *பாடநூல் 		இயற்கைக் காட்சி குறித்த படத் தொகுப்பேடு தயாரிக்கச் செய்தல்.	நீரிநிலைகளின் பயன்பாட்டைப் பற்றி அறிந்து கொள்ளச் செய்தல்.	செய்யுட்பகுதியிலிருந்து எளிய வினாக் களைக் கேட்டல் சுற்றுச்சூழல் பாதிப்புகள், காற்று மாசுபடுதல் ,மக்கள் தொகைப் பெருக்கத் தினால் உண்டாகும் தாக்கங்களையும் அறிந்து , அவற்றை நீக்கும் வழி முறைகளைக் கண்டறியச் செய்தல்	'சக்திவாய்ந்த முயற்சியின் அடிப்படை இயற்கை'

மாதம்	வாரம்	தலைப்பு	பாடவேளை	நோக்கம் / குறிக்கோள்	கற்பித்தல் முறை	துணைக் கருவிகள்	முக்கிய நாட்கள்/ ஆசிரியர் செயல்பாடுகள்	கற்றல் தொடர்புடைய செயல்பாடுகள்	கற்றல் விளைவுகள்	மதிப்பாய்வு	அறநெறி மற்றும் ஒழுக்கம் சார்ந்த உணர்வுக் கோட்பாடுகள்
	IV	7. கோணக் காத்துப் பாட்டு	2	எழுத்தறியா எளிய மக்களுக்கும், இலக்கியம் தெரியும் என்பதை உணரச் செய்தல்.	இயற்கை சீற்றங் களினால் ஏற்படும் மாற்றங்கள் குறித்து விளக்குதல்	*காணொலிக் காட்சி *பாடநூல் *சுண்ணக் கட்டி *கரும்பலகை		குழு விவாதம் நான்கு குழுக் களாகப் பிரித்து இயற்கைச் சீற்றங்கள் குறித்து நான்கு விதமான தலைப்புகளைக் கொடுத்துக் குழுவின் தலைவர் செய்திகளைத் தொகுத்துக் கூறும்படி செய்தல்.	நாட்டுப்புறப் பாடல்களின் வகைகளை அறிந்து கொள்ளுதல்.	கொல்லி மலை பற்றிப் பாடல் கூறும் செய்தி களைக் கேட்டறிதல்.	
		8. நிலம் பொது	2	உயர்நிலை மொழியாற்றல்களான மையக் கருத்தறிதல் குறிப்பெடுத்தல், பகுத்தல் தொகுத்தல் வகைப்படுத்துதல் விவரித்தல் வெளிப்படுத்துதல் போன்ற திறன்களை வளர்த்தல்.	<ul style="list-style-type: none"> ➤ நிலத்திற்கும் ➤ செவ்விந் தியருக்கும் உள்ள உறவு குறித்தும், ➤ தாய்மண் மீதான செவ்விந்தியர் களின் பற்று குறித்தும் விளக்கிக் கூறுதல் 	*சியாட்டல் படம், *பாடநூல் *காணொலிக் காட்சி		படத்தொகுப்பு தமிழ் நாட்டின் இயற்கை வளங்கள் குறித்தப் படத்தொகுப்பு தயாரிக்கச் செய்தல். ஒருங் கிணைந்த கலை வடிவ செயல் திட்டம் இயற்கைக் காட்சியினைப் படம் வரைந்து வண்ணம் தீட்டி வரச் செய்தல்	பழங்குடியினர் இயற்கையைப் போற்றும் முறையினை அறிந்து கொள்ளச் செய்தல். சுற்றுச்சூழல் பாதிப்புகள், காற்று மாசுபடுதல் கதிர் வீச்சு, பரவும் நோய், மக்கள் தொகைப் பெருக்கத் தினால் உண்டாகும் தாக்கங் களையும் அறிந்து , அவற்றை நீக்கும் வழி முறைகளைக் கண்டறியச் செய்தல்	நில வளத்தினைக் காப்பதற்கு மேற்கொள்ள வேண்டிய செயல் களைக் கேட்டறிதல்.	

மாதம்	வாரம்	தலைப்பு	பாடவேளை	நோக்கம் / குறிக்கோள்	கற்பித்தல் முறை	துணைக் கருவிகள்	முக்கிய நாட்கள்/ ஆசிரியர் செயல்பாடுகள்	கற்றல் தொடர்புடைய செயல்பாடுகள்	கற்றல் விளைவுகள்	மதிப்பாய்வு	அறநெறி மற்றும் ஒழுக்கம் சார்ந்த உணர்வுக் கோட்பாடுகள்
ஏப்ரல்		9 பொதுக் கடிதம்	2	சிறந்த கருத்துகளைச் சிறந்த சொற்களின் மூலம் சிறந்த முறையில் கூறுவதே சிறந்த இலக்கியம் என்பதை அறியச் செய்தல்	கடிதம் யாருக்கு எழுதுகிறோமோ <ul style="list-style-type: none"> ➤ அவரின் மதிப்பு, ➤ படிப்பு, மற்றும் ➤ புரிந்து கொள்ளும் திறன் ஆகியவற்றைக் கருத்தில் எடுத்துக் கொள்ள வேண்டும் என்பதை விளக்கிக் கூறுதல் 	*கரும் பலகை *சுண்ணக் கட்டி *கட்டுரை நூல் *பாடநூல் *காணொலிக் காட்சி			கடிதம் என்பது எழுத்தால் நிகழும் உரையாடல். அதில் உயிரோட்டமும் மகிழ்ச்சியும் இருக்கவேண்டும் என்பதை அறியச் செய்தல்	கடித அமைப்பு, மொழிநடை, சிறப்புக் கூறுகளைக் கேட்டறிதல்	
		பொதுக் கட்டுரை		மாணவர்களின் செய்திவளத்தைப் பெருக்குவதுடன் மொழித்திறனைப் பெறவும் வழிகாட்டுதல்	***** கட்டுரையானது <ul style="list-style-type: none"> ➤ படைப்பாளனின் அறிவாற்றலை வெளிப்படுத்துவதோடு ➤ படிப்பவரின் சிந்தனையையும் தூண்டுவதாக அமைதல் வேண்டும் என்பதை விளக்குதல். 		மொழித்திறன் வளர்ச்சியில் பின்பற்றலுக்கேற்ற நல்ல முன் மாதிரிகளை எளிதில் புரியுமாறு ஒவ்வொரு மாணவருக்கும் அறிமுகப்படுத்துதல்.	உள்ளத்தில் தோன்றியதைக் கட்டுரைப்பது கட்டுரை என்பதை அறிந்து கொள்ளச் செய்தல்	கட்டுரையின் வகைகளைக் கேட்டறிதல்		
		மூன்றில் ஒரு பங்காகச் சுருக்குதல்.		மொழித்திறன்களை வளர்த்தல்	***** <ul style="list-style-type: none"> ➤ வாக்கியங்களை உருவாக்கும் பொழுது பத்தியின் கருத்து குன்றாமல் உருவாக்க வேண்டும் என்பதை அறிவுறுத்துதல் 			பத்தியின் கருத்து மாறாமல் சுருக்க வேண்டும் என்பதை உணரச் செய்தல்	பத்தி ஒன்று வழங்கி மூன்றில் ஒரு பங்காகச் சுருக்கி எழுதச் செய்தல்		

மாதம்	வாரம்	தலைப்பு	பாடவேளை	நோக்கம் / குறிக்கோள்	கற்பித்தல் முறை	துணைக் கருவிகள்	முக்கிய நாட்கள்/ ஆசிரியர் செயல்பாடு	கற்றல் தொடர்புடைய செயல்பாடுகள்	கற்றல் விளைவுகள்	மதிப்பாய்வு	அறநெறி மற்றும் ஒழுக்கம் சார்ந்த உணர்வுக் கோட்பாடுகள்
சூன்	I	1.வெட்டுக் கிளியும், சருகு மானும்	3	மாணவர் கற்பனைத்திறன் தொடர்ச்சியாகச் செய்திகளைக் கூறும் திறனை வளர்த்தல்.	<ul style="list-style-type: none"> கதை தழுவிய செய்திகளை நாடகமாகச் சுவை மாறாமல் மாணவர்களைக் கொண்டு நடிக்கச் செய்து விளக்கிக் கூறுதல். 	<ul style="list-style-type: none"> *வெட்டுக்கிளி, சருகுமான் படங்கள் *பாடநூல் *கரும்பலகை *சுண்ணக் கட்டி 	தாயு மானவனைத் தாலாட்டும் நாள் என்ற தலைப்பில் கவிதை வாசித்தல்.	நாடகக் காட்சியமைத்தல். புராணங்கள் இதிகாசங்கள், ஆகிய வற்றில் இடம் பெறும் காட்சிகளை நடித்துக் காட்டி உணர்வுகளை வெளிப்படுத்தச் செய்தல்.	சம வாய்ப்புடன் அனைவரும் முன்னேறினால் சமூக அமைதியின்மை ஏற்படாது என்பதை உணர்த்துதல்.	துணைப் பாடக் கதையைப் படித்து முக்கிய செய்திகளைக் குறித்துக் கொண்டு சுருக்கமாகவும், விரித்து எழுதவும் செய்தல்.	
		2.வினை முற்று	3	ஒலி அமைப்பு சொற்றொடர் அமைப்பு ஆகியவற்றை இலக்கண விதிகளின் அடிப்படையில் உணர வைத்தல்	<ul style="list-style-type: none"> தெரிநிலை வியங்கோள், ஏவல்வினைமுற்று குறித்தச் செய்திகளை புரியும் வண்ணம் எளிய நடையில் விளக்கிக் கூறுதல். நீதிக்கதைகள் கூறுதல் 	<ul style="list-style-type: none"> *வரை படத்தாள் *பாடநூல் கரும்பலகை *சுண்ணக் கட்டி 		கண்டறியச் செய்தல். சில சொற்களைக் கொடுத்து அவற்றில் உள்ள வினைமுற்றினைக் கண்டறியச் செய்தல்.	என்னென்ன எழுத்துகளின் பக்கத்தில் என்னென்ன எழுத்துகள் வரும் என எழுத்து மயக்கம் குறித்து அறிந்து கொள்ளச் செய்தல்.	ஏவல் வினை முற்றுக்கும், வியங்கோள் வினை முற்றுக்கும் உள்ள வேறுபாடுகளைக் கேட்டறிதல்.	
	II	3. திருக்குறள்	3	சமத்துவம் சகோதரத்துவம் குடியாட்சிப் பண்பை வளர்த்தல்.	<ul style="list-style-type: none"> திருக்குறள் தொடர்பானக் கதைகளைக்கூறி விளக்குதல் தருக்க சிந்தனை விவாதம் உணவே மருந்து அன்றும் இன்றும் 	<ul style="list-style-type: none"> *திருவள்ளு வரின் படம், *பாடநூல் *காணொலிக் காட்சி 	19-06-2022 தந்தையர் நாள்	கருத்தரங்கம் தந்தைக்கு நிகர் தந்தையே என்ற தலைப்பில் கருத்தரங்கம்	குறள் கூறும் மனிதமேம்பாட்டுச் செய்திகளை அறிந்து கொள்ளச் செய்தல்.	சீர் பிரித்து எழுதச் செய்தல். மாணவர்கள் தங்கள் உடல் நலம் பேணித் திறமையாகச் செயல் பட அறிவுறுத்துதல்	நாம் செய்யும் ஒவ்வொரு செயலுக்கும் இந்த பிரபஞ்சம் மறு வினையைக் கொடுக்கும்

மாதம்	வாரம்	தலைப்பு	பாடவேளை	நோக்கம் / குறிக்கோள்	கற்பித்தல் முறை	துணைக் கருவிகள்	முக்கிய நாட்கள்/ ஆசிரியர் செயல்பாடு	கற்றல் தொடர்புடைய செயல்பாடுகள்	கற்றல் விளைவுகள்	மதிப்பாய்வு	அறநெறி மற்றும் ஒழுக்கம் சார்ந்த உணர்வுக் கோட்பாடுகள்
		இயல் 3- 4. நோயும் மருந்தும்	3	மனிதனின் உடலுக்கும் உள்ளத்திற்கும் ஏற்படும் நோய்களுக்கான மருந்தினைக் கண்டறியச் செய்தல்.	<ul style="list-style-type: none"> ➤ நோயின் மூன்று வகைகள் ➤ அவற்றை நீக்கும் வழிகள் ➤ துன்பமின்றி வாழ நாம் மேற்கொள்ள வேண்டிய நற்பண்புகள் குறித்து சுவைபடக் கற்பித்தல் 	<p>*பதினெண் சித்தர்களின் படங்கள்</p> <p>*கரும்பலகை</p> <p>*காணொலிக் காட்சி</p> <p>சுண்ணக்கட்டி</p>		<p>தொகுத்தல்</p> <p>ஐம்பெருங் காப்பியங்கள் ஐஞ்சிறு காப்பியங்கள் ஆகியவற்றின் பெயர்களைத் தொகுக்கச் செய்தல்.</p>	<p>குரலில் ஏற்றத்தாழ்வுடன் பேசவும் அழகியத் தொடர்களை மனப்பாடம் செய்து பேசவும், எழுதவும், கற்றுக் கொள்ளச் செய்தல்.</p>	<p>சீர் பிரித்துச் சந்த அமைப்போடு குரல் ஏற்றத்தாழ்வுடன் படித்துக் காட்டச் செய்தல்.</p>	
	III	5.வருமுன் காப்போம்.	3	உடலின் சிறப்பையும் உடல் ஓம்பும் முறைகளையும் இலக்கியங்கள் வழி அறிதல்	<ul style="list-style-type: none"> ➤ நோய் அணுகாமல் காக்கும் முறைகள் ➤ அதிகமாக உண்பதால் ஏற்படும் தீமைகள் குறித்து விளக்கிக் கூறுதல். 	<p>*கீரை வகைகள்</p> <p>*பழங்கள் அடங்கியப் படத்தொகுப்பு</p> <p>*வண்ண வண்ண வரைபடங்கள்</p>	<p>உலகம் முழுவதும் தந்தையர் தினங்கள் கொண்டாடப்படும் விதங்கள் குறித்து விளக்குதல்</p>	<p>கலந்துரையாடல்</p> <p>பாடலின் முக்கியமானப் பகுதிகளைப் படித்துக் காட்டி அது குறித்து கலந்துரையாடலை நடத்துதல்.</p>	<p>மாணவர் தனது உடல், உள்ளம் ஆகியவற்றைத் தாய்மையாக வைத்திருத்தலும், ஒழுக்க முறைகள், குறித்தும் அறிந்து கொள்ளச் செய்தல்.</p>	<p>நோய் வராமல் தடுக்கும் வழிமுறைகள் குறித்து வினவுதல்</p>	
சூன்		6.தமிழர் மருத்துவம்	3	சொற்களஞ்சிய ஆற்றலையும் பேச்சுத்திறனையும், எழுத்தாற்றலையும் கேட்புத்திறனையும் வாசிக்கின்ற ஆற்றலையும் வளர்த்தல்.	<ul style="list-style-type: none"> ➤ மருத்துவம் தொடங்கிய காலம் ➤ தமிழர் மருத்துவம், ➤ நோய்கள் பெருகக் காரணம் ➤ , நடைமுறையில் உள்ள மருத்துவ முறைகளை சுவை பட விளக்குதல். 	<p>*சித்த மருத்துவ நூல்</p> <p>*பாடநூல்</p> <p>*கரும்பலகை,</p> <p>*சுண்ணக் கட்டி</p>		<p>சிறந்த பேச்சாளர்களது நன்கு உச்சரிக்கப்பட்ட தெளிவான பேச்சுகளைக் கேட்க ஒவ்வொரு மாணவருக்கும் வாய்ப்பு தருதல்.</p>	<p>நடை முறையில் உள்ள மருத்துவ முறைகள் குறித்து அறிந்து கொள்ள வாய்ப்பளித்தல்</p>	<p>நோய்கள் பெருகும் காரணம் குறித்து வினவுதல்</p>	

மாதம்	வாரம்	தலைப்பு	பாடவேளை	நோக்கம் / குறிக்கோள்	கற்பித்தல் முறை	துணைக் கருவிகள்	முக்கிய நாட்கள்/ ஆசிரியர் செயல்பாடு	கற்றல் தொடர்புடைய செயல்பாடுகள்	கற்றல் விளைவுகள்	மதிப்பாய்வு	அறநெறி மற்றும் ஒழுக்கம் சார்ந்த உணர்வுக் கோட்பாடுகள்
	IV	7. தலைக்குள் ஓர் உலகம்	3	நமது உடல் இயக்கத்திற்கும் மன இயக்கத்திற்கும் காரணமான மூளையைப் பற்றி அறிந்து கொள்ளுதல்.	<ul style="list-style-type: none"> மூளையின் அமைப்பு, உணவு வலது, இடது மூளையின் நினைவாற்றல் குறித்து சுஜாதா கூறும் வியப்பான செய்திகளை விளக்குதல். 	எழுத்தாளர் சுஜாதாவின் படம், பாடநூல். *காணொலிக் காட்சி	காமராசர் பற்றிய பிரபலங்களின் கருத்துகள்	ஊக்குவித்தல் தமிழ் மொழியில் வெளிவருகின்ற அண்மைக்கால அறிவியல் புனைக் கதைகளை வாசிக்கச் செய்து அவை பற்றிய விவாதம் நடத்த ஏற்பாடு செய்தல்.	மூளையின் செயல்பாடுகள் பற்றிய புதுமையான செய்திகளை அறிந்து மகிழ்வாய்ப்பளித்தல்.	மூளையின் வலது, இடது செயல்பாடுகள் பற்றிக் கலந்துரையாடல்.	
		8. எச்சம்	3	இலக்கணம் படிப்பதால் பிழைகளைத் தவிர்க்கலாம் என்பதை அறியச் செய்தல்.	<ul style="list-style-type: none"> எச்சம், தெரிநிலை,, வினையெச்சம் முற்றெச்சம் குறித்து தகுந்த உதாரணங்களுடன் விளக்குதல். 	*பாடநூல் *கரும்பலகை *சுண்ணக்கட்டி,		புத்தகக் காட்சி நாளிதழ் ஆண்டு இதழ் போன்ற பருவ இதழ்களைப் படிக்க வகுப்பறையில் புத்தகக் காட்சி அமைத்தல்.	பெயரெச்சம், வினையெச்சம் குறித்து அறிந்து கொள்ளச் செய்தல்.	சில சொற்களைக் கொடுத்து எவ்வகை எச்சம் என வகைப்படுத்தச் செய்தல்.	
	I	இயல்-4 1. கல்வி அழகே அழகு	3	செய்யுட் கருத்தை, பாடலின் உணர்ச்சியை அறியச் செய்தல்.	<ul style="list-style-type: none"> கல்வி கற்றவர்களுக்கு கல்வியே அணிகலன் என்பதைப் பலநடப்பியல் நிகழ்வுகளுடன் விளக்குதல். 	*குமரகுருபரர் படம் பாடநூல் *கரும்பலகை *சுண்ணக்கட்டி		மாணவர் முன்னர் படித்தறியாத, எளிய பாடல் அடிகளைக் கொடுத்து அவற்றின் கருத்தைக் கூறச் செய்தல்	நீதிநூல்கள் கூறும் அறக்கருத்துகளை அறிந்து கொள்ளச் செய்தல்.	கல்வி குறித்து வழங்கப்படும் பொன் மொழிகளைத் தொகுத்து எழுதச் செய்தல்.	
		2. புத்தியைத் தீட்டு.	3	மாணவர்களின் கற்பனையாற்றலை வளர்த்தல்.	<ul style="list-style-type: none"> பாடலை ஓசை நயத்தோடு பாடி கத்தியைத் தீட்டாதே உந்தன் புத்தியைத் தீட்டு என்ற வரிகளை மனதில் பதியும் படி விளக்குதல். 	ஆலங்குடி சோமு படம், பாடநூல். *காணொலிக் காட்சி	காமராசரின் ஆளுமை என்ற தலைப்பில் உரைவீச்சு	அறிவின் பெருமைகளை விளக்கும் பழமொழிகளைத் திரட்டச் செய்தல்.	திரையிசைப் பாடல்களில் உள்ள நற்கருத்துகளை அறிந்து கொள்ளச் செய்தல்..	ஆலங்குடி சோமுவின் பிற திரைப்படப் பாடல்களில் உள்ள நற்கருத்துகளை எழுதி வரச் செய்தல்.	

மாதம்	வாரம்	தலைப்பு	பாடவேளை	நோக்கம் / குறிக்கோள்	கற்பித்தல் முறை	துணைக் கருவிகள்	முக்கிய நாட்கள்/ ஆசிரியர் செயல்பாடு	கற்றல் தொடர்புடைய செயல்பாடுகள்	கற்றல் விளைவுகள்	மதிப்பாய்வு	அறநெறி மற்றும் ஒழுக்கம் சார்ந்த உணர்வுக் கோட்பாடுகள்
சூலை	II	3. பல்துறைக் கல்வி	6	தமிழ் மொழியில் பல இலக்கியங்களைப் படைக்கவேண்டும். அதனைச் சிறப்பாக்க வேண்டும் என்னும் உணர்வை பிறக்க வைத்தல்.	<ul style="list-style-type: none"> ➤ ஏட்டுக் கல்வி, ➤ தாய்மொழி வழிக் கல்வி ➤ தமிழ் வழிக் கல்வி ➤ காப்பியக் கல்வி ➤ இயற்கைக் கல்வி ➤ அறிவியல் கல்வி இவற்றை நடப்பியல் உதாரணங் களோடு விளக்குதல். படைப்பாற்றல் திறன் படைப்பாற்றல் சிந்தனை கவிதை எழுதுதல் கல்வி	*திரு.வி.க படம், * பாடநூல் *கரும்பலகை *சுண்ணக் கட்டி		பதினெண்கீழ்க் கணக்கு நூல்கள், பதினெண்மேற் கணக்கு நூல்கள் ஆகியவற்றை எழுதிவரச் செய்தல்.	பல்துறைக் கல்வி பற்றி அறிந்து ,கற்று வாழ்வில் உயர வேண்டும் என்பதைத் தெரிந்து கொள்ள செய்தல்.	அறிவியல் கல்வி பற்றிக் கேட்டறிதல்.	
	III	3.ஆன்ற குடிபிறத்தல்	6	ஓய்வு நேரத்தை சிறப்பான வழிகளில் ஈடுபடுத்த வாய்ப்பளித்தல்.	<ul style="list-style-type: none"> ➤ கதையில்உள்ள கதாபாத்திரங்களைப் போன்று மாணவர்களை நடிக்க வைத்து நடிப்பின் வழி விளக்குதல். 	திருக்குறள் நூல் , பாடநூல் *காணொலிக் காட்சி	அரசர்களை உருவாக்கிய அரசருக்கு அஞ்சலி கல்வி திரைப்படம் திரையிடுதல்.	திருக்குறள் கருத்துகளை உணர்த்தும் கதைகளை அறிந்து வந்து பகிரச் செய்தல்.	வாழ்வியல் விழுமங்களை அறிந்து கொள்ள வாய்ப்பளித்தல்	கதைச் சுருக்கம் கேட்டறிதல்.	
	IV	4.வேற்றுமை	6	கருத்துப் பரிமாற்றத்திற்கு ஏற்றதை அறியச் செய்தல்.	<ul style="list-style-type: none"> ➤ முதல் வேற்றுமை ➤ இரண்டாம் வேற்றுமை ➤ மூன்றாம் வேற்றுமை ➤ நான்காம் வேற்றுமை ➤ ஐந்தாம் வேற்றுமை ➤ ஆறாம் வேற்றுமை ➤ ஏழாம் வேற்றுமை ➤ எட்டாம் வேற்றுமை ➤ ஆகியவற்றைத் தகுந்த உதாரணங் களுடன் விளக்குதல். 	*வரை படத்தாள், *பாடநூல் *வாக்கிய அட்டைகள்		வேற்றுமை இலக்கணத்தில் <ul style="list-style-type: none"> ➤ வல்லினம் மிகுமிடங்கள், ➤ மிகாவிடங்கள் குறித்து எழுதி வரச் செய்தல். 	<ul style="list-style-type: none"> ➤ பொருள் வேறு பாடுகளை உணர்த்து வதில் வேற்றுமை உருபுகளின் ➤ பங்கினை அறிந்து கொள்ளுதல். 	*வேற்று மையின் வகைகளைக் கேட்டறிதல். மாணவர்களிடையே கல்வியின்பால் இன்னும் அதிகக் கவனத்தையும் ஈடுபாட்டையும் ஏற்படுத்துதல்	ஆழ்நிலைத் தியானமே சொர்க்கம் என்ற பூமிக்கு நம்மை நேரடியாக அழைத்துச் செல்லும்

மாதம்	வாரம்	தலைப்பு	பாடவேளை	நோக்கம் / குறிக்கோள்	கற்பித்தல் முறை	துணைக் கருவிகள்	முக்கிய நாட்கள்/ ஆசிரியர் செயல்பாடு	கற்றல் தொடர்புடைய செயல்பாடுகள்	கற்றல் விளைவுகள்	மதிப்பாய்வு	அறநெறி மற்றும் ஒழுக்கம் சார்ந்த உணர்வுக் கோட்பாடுகள்
ஆகத்து	I	இயல் - 5 1. திருக் கேதாரம்.	3	மாணவர்களிடையே ஒழுங்கு மனப்பான்மையையும் உரம் பெற்ற நல்லொழுக்கத்தினையும் வளர்த்தல்.	<ul style="list-style-type: none"> சுந்தரமூர்த்தி நாயனார் வரலாற்றைக்கூறி பாடலை ஓசையுடன் பாடி இசையின் முக்கியத் துவத்தை சுவைபட விளக்குதல். 	<ul style="list-style-type: none"> *சுந்தரமூர்த்தி நாயனார் படம். *சமயக் குரவர்கள் நால்வரின் படங்கள். *காணொலிக் காட்சி 	விவசாயம் செழிக்க வேண்டும் காடுகரையெல்லாம் நீரால் நிறைந்திருக்க வேண்டும் என்ற விவசாயப் பெரு மக்களின் வேண்டுகளைக் காட்சிப்படுத்துதல் (கண்காட்சி)	தேவாரம் பாடிய மூவர் பற்றிய செய்திகளைத் திரட்டச் செய்தல்.	கலாச்சாரப் பண்பாட்டினைக் கட்டிக்காத்தல். ஆழ்பொருளைக் கண்டுணர் தலாகிய மெய்யுணர்தல்.	சீர்பிரித்துப் படிக்கும் இலக்கிய நயத்தை வெளிக்கொணர்தல்.	
		2. பாடறிந்து ஒழுகுதல்.	3	ஒழுக்கப் பண்புகளை வலியுறுத்தல்	<ul style="list-style-type: none"> அன்பு, பண்பு, அறிவு ஆகியவற்றின் நுட்பமான பொருளை உணரும் படி விளக்கிக் கூறுதல். 	<ul style="list-style-type: none"> *நீதி நூல்கள், *பாடநூல் *கரும்பலகை *சுண்ணக் கட்டி 		அன்பு, வாய்மை, நேர்மைபோன்ற நற்பண்புகளின் பெயர்களைத் தொகுத்து பட்டியல் ஒன்று உருவாக்கச் செய்தல்	சங்க காலத் தமிழரின் பண்பாடு பற்றிய கருத்துகளை உணர்ந்து கொள்ளச் செய்தல்.	வாழ்வில் கடைப்பிடிக்க வேண்டிய பண்புகள் குறித்து விவாதித்தல்.	
	II	3. நாட்டுப் புறக் கைவினைக் கலைகள்.	5	கலை அழகுணர்ச்சியை வெளிப் படுத்தும் திறனை வளர்த்தல்.	<ul style="list-style-type: none"> சுடுமண் சிற்பக் கலை, மண்பாண்டம், பனையோலை, பிரம்பு ஆகியவற்றின் பயன்கள் குறித்து விளக்கிக் கூறுதல். 	<ul style="list-style-type: none"> *கைவினைப் பொருட்கள் *பாடநூல் *காணொலிக் காட்சி 	நதிகளைப் போற்றும் முத்திரை வாக்கியங்களை எழுதி வகுப்பறையில் தொங்கவிடுதல்	பொருட் காட்சி கைவினைப் பொருட்களைச் செய்து காட்சிப்படுத்தச் செய்தல்.	மாணவர்களின் சிறப்புத் திறமைகளை வளர்த்தல்.	கிராமியக் கலைகள் குறித்துக் கருத்தாடல்.	
	III	4. தமிழர் இசைக் கருவிகள்	4	கவனிக்கும் திறன், நினைவாற்றல் போன்றன வளர்த்தல்.	<ul style="list-style-type: none"> பல்வேறு வகையான இசைக்கருவிகள் பற்றிய செய்திகளை சுவைபட காணொலிக் காட்சி மூலம் விளக்குதல். 	<ul style="list-style-type: none"> *இசைக் கருவிகளின் படங்கள் *பாடநூல் *கரும்பலகை *சுண்ணக் கட்டி 		காற்றுக் கருவிகள் பற்றிய செய்திகளைத் தொகுத்து வரச்செய்தல்.	இசைக் கருவிகளின் நுட்பங்களைப் புரிந்து கொள்ளுதல்.	அயல்நாட்டு இசைக் கருவிகளைப் பற்றிக் கேட்டறிதல்.	

மாதம்	வாரம்	தலைப்பு	பாடவேளை	நோக்கம் / குறிக்கோள்	கற்பித்தல் முறை	துணைக் கருவிகள்	முக்கிய நாட்கள்/ ஆசிரியர் செயல்பாடு	கற்றல் தொடர்புடைய செயல்பாடுகள்	கற்றல் விளைவுகள்	மதிப்பாய்வு	அறநெறி மற்றும் ஒழுக்கம் சார்ந்த உணர்வுக் கோட்பாடுகள்
ஆகத்து	IV	5. தொகை நிலை, தொகா நிலைத் தொடர்கள்.	3	பாடப்புத்தங்களுக்கு இணையாக பயனுள்ள நல்ல புத்தகங்களை விருப்பத்துடன் வாசிக்கும் பழக்கத்தையும் மாணவப் பருவத்திலிருந்தே உருவாக்கிக் கொள்ள வேண்டும் என்பதை அறிவுறுத்தல்.	<ul style="list-style-type: none"> ➤ வேற்றுமைத் தொகை, ➤ வினைத்தொகை, ➤ பண்புத்தொகை, ➤ உம்மைத்தொகை, ➤ உவமைத்தொகை, ➤ அன்மொழித் தொகை, ஆகியவற்றைத் தகுந்த உதாரணங்களோடு விளக்குதல்.	வரை படத்தாள், பாடநூல். *காணொலிக் காட்சி *கரும்பலகை *சுண்ணக் கட்டி	ஆடிப்பெருக்கு கங்கையமுனை, கோதாவரி, சரசுவதி,, நர்மதை சிந்து காவிரி உள்ளிட்ட ஏழு நதிகளின் சிறப்புகளை எடுத்துரைத்தல்.	வாக்கியங்களை அமைக்கச் செய்தல், வாக்கியங்களை சொற்றொடராக்குதல் போன்ற பழகுசெயல்களில் ஈடுபடுத்துதல்.	தொகைநிலை தொகாநிலைத் தொடர்களின் வகைகளை அறிதல்.	அன்மொழித் தொகையை எடுத்துக் காட்டுடன் விளக்கச் செய்தல்.	
		6.திருக்குறள்	2	சாதனைப் புரியும் மேன்மையான எண்ணத்தை வளர்த்தல்	<ul style="list-style-type: none"> ➤ திருக்குறள் தொடர்பானக் கதைகளைக் கூறி விளக்குதல் 	திருவள்ளுவர்படம், திருக்குறள் நூல் *கரும்பலகை *சுண்ணக் கட்டி		தொகுக்கச் செய்தல் மொழி இலக்கியத்தில் புகழ் பெற்ற பன்னாட்டு இலக்கிய அறிஞர்களின் பெயர்களைத் தொகுக்கச் செய்தல் ஒருங் கிணைந்த கலை வடிவ செயல் திட்டம் கைவினைப் பொருட்களின் மாதிரிகளை உருவாக்கச் செய்தல்	சீர்களை முறைப்படுத்தி எழுதக் கற்றுக் கொள்ளுதல் மாணவர்களிடையே ஒழுக்கம், நன்னெறி, தன்மான உணர்வை மேற்கொள்ளச் செய்தல்	திருக்குறளை மனனம் செய்து வரிபிறழாமல் எழுத வைத்தல். மாணவர்களிடையே ஒழுக்கம், நன்னெறி, தன்மான உணர்வை மேற்கொள்ளச் செய்தல்	நமக்கென ஒதுக்கப்பட்ட பணியை மட்டும் பாருங்கள். அது தரும் அழுத்தத்தில் இருந்து விடுதலைப் பெற்று மகிழ்ச்சியாக இருங்கள்
		செப்டம்பர்						அரையாண்டுத் தேர்வு			

மாதம்	வாரம்	தலைப்பு	பாடவேளை	நோக்கம் / குறிக்கோள்THI	கற்பித்தல் முறை	துணைக் கருவிகள்	முக்கிய நாட்கள்/ ஆசிரியர் செயல்பாடு	கற்றல் தொடர்புடைய செயல்பாடுகள்	கற்றல் விளைவுகள்	மதிப்பாய்வு	அறநெறி மற்றும் ஒழுக்கம் சார்ந்த உணர்வுக் கோட்பாடுகள்
அக்டோபர்	I	இயல் ;6 1.வளம் பெருகுக	2	மாணவர்களிடத்தில் தன் மதிப்பை உருவாக்குதல், அவர்களது உள்ளார்ந்த திறன்களை வளர்த்தல் சமூக ஒழுக்கப் பண்புகளை அவர்களிடம் வளர்த்திட உதவுதல்.	<ul style="list-style-type: none"> தகடூர் யாத்திரை பற்றிய செய்திகளை சுவைபட விளக்கிக் கூறுதல் நீதிக்கதைகள் கூறச் செய்தல்	<ul style="list-style-type: none"> *உழவுத் தொழில் குறித்த படங்கள் *கரும்பலகை * சுண்ணக் கட்டி 	05;10;2022 ஆயுத பூசை கருத்தாடல் சோழர் காலத்தில் நவராத்திரி விழா என்ற தலைப்பில் கருத்தாடல்.	ஊகித்தல் திறன் விடுகதைகள் அல்லது யார் எது என்பதை அறியத்தக்க குறிப்புகளைக் கூறி பின்னர் அதற்கான விடையைப் பெறுதல்	மொழி சிறப்பு பெற்றால் பண்பாடு சிறப்பு பெறும் இவை இரண்டும் ஒரு பாலத்தில் செல்லும் இணை கோடுகளாகும் என்பதை புரிய வைத்தல்.	உழவுத் தொழில் சிறக்க செய்ய வேண்டுவன குறித்து எழுத வைத்தல்.	
		2.மழைச் சோறு	2	தன்னைக் குறித்தும்,சமூகத்தைக் குறித்தும், நாட்டைக் குறித்தும் பிற நாடுகள் குறித்தும் சுற்றுப்புறச்சூழல் குறித்தும் எல்லாச் சமயங்கள் குறித்தும் மாணவர்களிடம் நல்லெண்ணத்தை வளர்த்திட உதவுதல்.	<ul style="list-style-type: none"> நூல் குறிப்பு , ஆசிரியர் குறிப்புடன் மழைச்சோறு பாடலில் உழவர் படும் வேதனையை நெகிழ்ச்சியுடன் விளக்கிக் கூறுதல் 	<ul style="list-style-type: none"> மழைக்காட்சி, படங்கள் *கரும்பலகை * சுண்ணக் கட்டி, 		எழுதும் திறன் பாடத்திலுள்ள கோடிட்ட இடங்களை நிரப்புதல்,சரியான வார்த்தைகளைத் தேர்ந்தெடுத்தல், சிறுவினாக்கள் போன்றவற்றிற்கு விடைகள் எழுதும் செயல்பாடுகள் நடைபெறச் செய்தல்	நாட்டுப்புறப் பாடல்களிலிருந்து தான் மேட்டுக்குடி மக்கள் போற்றும் இலக்கியங்கள் தோன்றின. என்பதை அறிந்து கொள்ளச்செய்தல்	மழை வளம் பெருக மாணவர்கள் செய்ய வேண்டியது குறித்து விவாதித்தல்	
	II	3.கொங்கு நாட்டு வணிகம்	3	ஒவ்வொரு மாணவரும் தமது தனி மற்றும் சமூக வாழ்க்கையில் முன்னேற்றத்திற்கான பொறுப்புள்ள குடிமகனாக உருவாக உதவுதல்.	<ul style="list-style-type: none"> மூவேந்தர்கள் குறித்தச் செய்திகள், கொங்கு நாட்டில் பாயும் ஆறுகள் கொங்கு மண்டல எல்லைகள் குறித்து விளக்கிக் கூறுதல் 	<ul style="list-style-type: none"> *பல்வேறு தொழில்கள் குறித்த படங்கள். *பாடநூல் *கரும்பலகை *சுண்ணக் கட்டி *வரைபடத் தாள் 	படவிளக்கக் காட்சி முப்பெரும் தேவியர் குறித்த படவிளக்கக் காட்சி	நல்லங்காடி அமைத்தல் உண்மையும் நேர்மையும் வளர்க்கும் வண்ணம், நல்லங்காடி அமைத்து கற்றல் பொருள்களை எடுத்துக்கொண்டு அவற்றிற்குரிய மதிப்பை வைத்துச் செல்லும் நல்லபழக்கத்தை உருவாக்குதல்	தற்போது நாட்டில் நிலவும் சமூக, பொருளாதார நிலைமைகளை மாணவர்கள் அறியச் செய்து , அவற்றுள் பிரச்சனைக் குரியவற்றிற்கு தீர்வுகளைக் கண்டறியும் விழிப்புணர்வை உருவாக்குதல்.	கொங்கு மண்டலத்தின் எல்லைகளைக் கேட்டறிதல்	

மாதம்	வாரம்	தலைப்பு	பாடவேளை	நோக்கம் / குறிக்கோள்THI	கற்பித்தல் முறை	துணைக் கருவிகள்	முக்கிய நாட்கள்/ ஆசிரியர் செயல்பாடு	கற்றல் தொடர்புடைய செயல்பாடுகள்	கற்றல் விளைவுகள்	மதிப்பாய்வு	அறநெறி மற்றும் ஒழுக்கம் சார்ந்த உணர்வுக் கோட்பாடுகள்	
அக்டோபர்	III	4.காலம் உடன் வரும்	2	மாணவர்களிடம் இயல்பாகவுள்ள அச்சமும் கூச்சமும் அகலச் செய்தல்	<ul style="list-style-type: none"> கதை உறுப்பினர் போன்று நடித்து மனவெழுச்சிகளும் உணர்ச்சிகளும் தோன்றி வெளிப்படும் வகையில் கற்பித்தல் 	<p>காணொலிக் காட்சி</p> <p>வரைபடத் தாள்</p> <p>*கரும்பலகை</p> <p>* சுண்ணக் கட்டி</p>		பயணப் பேச்சுகள், வரலாற்றுக் கதைகளை நடித்துக் காட்டச் செய்தல்	குரல்களில் ஏற்றத்தாழ்வுடன் பேசவும் அழகிய தொடர்களை தொடர்களை மனப்பாடம் செய்து பேசவும் வாய்ப்பு அளித்தல்.	ஒரு நிகழ்ச்சி பற்றிய பல தொடர்களைக் கொடுத்து, கருத்தொழுங்கு ஏற்படும் படி முறைப்படுத்தச் செய்தல்.		
		5.புணர்ச்சி	3	ஒலியமைதி,சொல்மரபு, தொடர் மரபு,பத்தி மரபு,மொழித்தாய்மை ,சொற்களஞ்சியப் பெருக்கம், நடைமுறை இலக்கணம் ஆகியவற்றின் வழி மாணாக்கர் மொழியறிவை வளர்த்தல்.	<ul style="list-style-type: none"> இயல்புப் புணர்ச்சி விகாரப்புணர்ச்சி விளக்கம். 	<p>*வரைபடத் தாள்</p> <p>*பாடநூல்,</p> <p>*சுண்ணக் கட்டி</p> <p>*கரும்பலகை</p>	நலம் தரும் நவராத்திரி	தனிப்பயிற் சி அட்டைகள்	எழுத்துப் பிழையோ ,சொற்பிழையோ, தொடர்பு பிழையோ, வாக்கியப் பிழையோ யாப்புப் பிழையோ கருத்துப் பிழையோ மரபுப் பிழையோ, ஏற்பட்டுவிடக் கூடாது என்பதை உணரச் செய்தல்.	புணர்ச்சி விதிகளைப் பொருத்தச் செய்தல்	வாழ்க்கையை இனிய முறையில் ரசிக்கவும், தன் வேலையை மகிழ்ச்சியுடன் செய்யும் மனப்பான்மையையும் பெறச் செய்தல்	வாழ்க்கை என்பதே வணிகம் போன்றது தான் அதில் உழைப்பு மட்டுமே அனைத்தையும் பெறுவதிலும், கொடுப்பதிலும் இருக்கிறது.
		6. பொதுக் கடிதம்	2	நன்கு பேச, எழுத, செயல்படத் திறன்கள் பெறல்	<ul style="list-style-type: none"> உள்ளது உணர்ச்சியை எழுத்தாக்கிக் கடிதமொன்று எழுதப் பயிற்சியளித்தல் <p>*****</p>	<p>*அஞ்சல் அட்டைகள்</p> <p>*அஞ்சல் உறைகள்</p>		தபால் விளையாட்டு	மடல், கட்டுரை போன்றவற்றை எழுதும் போது அதற்குரிய வடிவத்தைச் சரியாகக் கடைபிடிக்க வேண்டும் என்பதை உணர்த்துதல்.	மாதிரிக் கடிதங்களை எழுதவைத்தல்.		

மாதம்	வாரம்	தலைப்பு	பாடவேளை	நோக்கம் / குறிக்கோள்THI	கற்பித்தல் முறை	துணைக் கருவிகள்	முக்கிய நாட்கள்/ ஆசிரியர் செயல்பாடு	கற்றல் தொடர்புடைய செயல்பாடுகள்	கற்றல் விளைவுகள்	மதிப்பாய்வு	அறநெறி மற்றும் ஒழுக்கம் சார்ந்த உணர்வுக் கோட்பாடுகள்
		பொதுக் கட்டுரை		கட்டுரை எழுதுவதில் படிப்படியாக வளர்ச்சி பெறும் நிலை உருவாக்குதல்.	<ul style="list-style-type: none"> கட்டுரையில் சொல்லப்படும் கருத்து எவ்வளவு உயர்ந்ததாக இருப்பினும் எழுதுவோரின் கையெழுத்து நன்றாக அமைய வில்லையாயின் அது பயனற்றதாகிவிடும் என்பதை எடுத்துக்கூறி விளக்குதல் 	<p>பொதுக் கட்டுரை நூல்</p> <p>*பாடநூல்,</p> <p>*சுண்ணக் கட்டி</p> <p>*கரும்பலகை</p>		புதிர் விளையாட்டு மொழி விளையாட்டு போன்ற மொழித்திறன் பயிற்சிகளை எழுதி வரச் செய்தல்	மாணவர்கள் பல நூல்களில் அழகாகக் கூறப்பட்ட கருத்துகளை மேற்கோளாகக் காட்ட வாய்ப்பளித்தல்.	பத்திப் பிரிப்பு சொற்றொடர் அமைப்பு குறித்துக் கேட்டறிதல்	
அக்டோபர்		.மூன்றில் ஒரு பங்காக சுருக்குதல்		அகன்ற படிப்புக்கு நன்கு உதவும் இடம் நூலகப் படிப்பாகும் என்பதை அறிந்து கொள்ளச் செய்தல்	<ul style="list-style-type: none"> வாக்கியங்களை உருவாக்கும் பொழுது பத்தியின் கருத்து குன்றாமல் உருவாக்க வேண்டும் என்பதை அறிவுறுத்துதல் 	<p>*கரும்பலகை</p> <p>*சுண்ணக் கட்டி,</p> <p>*கட்டுரைப் புத்தகம்</p>		பழகு செயல் பதிவேடு தயாரித்தல். உரையாடலைச் செய்தியாக மாற்றுதல் உவமைத் தொடர், வேற்றுமை உருபு, தொகைச் சொற்கள்	பத்தியின் கருத்து மாறாமல் சுருக்க வேண்டும் என்பதை உணரச் செய்தல்	பத்தி ஒன்று வழங்கி மூன்றில் ஒரு பங்காகச் சுருக்கி எழுதச் செய்தல்	
	IV	இயல்-7 7. படை வேழம்	2	ஓசைநயம்,சொற்சுவை பொருட்சுவை எழிலுணர்வு ஆகியவற்றின் வழி மாணாக்கர் தம் பண்பாட்டை வளர்த்தல்.	<ul style="list-style-type: none"> நூல் குறிப்பு , ஆசிரியர் குறிப்புடன் சோழ வீரர்கள் கலிங்கவீரர்களின் செயல்களை விளக்கிக் கூறுதல் 	<p>*போர்க் கருவிகளின் படங்கள்</p> <p>*கலிங்கத்துப் பரணி நூல்</p> <p>*பாடநூல்</p>	கொலு பொம்மைக் காட்சிகள்	சொற்போர் தமிழர்களின் போர் அறம்,	நம் நாட்டிற்கு என்ன செய்தோம் என்ற கேள்வியை எழுப்பிக் கொண்டே இருந்தால் நாடு பற்றிய பற்று மேலோங்கும் என்பதை உணர்ந்து கொள்ளச் செய்தல்.	நாட்டின் பாதுகாப்பிற்குத் தேவையான அம்சங்கள் குறித்துக் கேட்டறிதல்.	

மாதம்	வாரம்	தலைப்பு	பாடவேளை	நோக்கம் / குறிக்கோள்THI	கற்பித்தல் முறை	துணைக் கருவிகள்	முக்கிய நாட்கள்/ ஆசிரியர் செயல்பாடு	கற்றல் தொடர்புடைய செயல்பாடுகள்	கற்றல் விளைவுகள்	மதிப்பாய்வு	அறநெறி மற்றும் ஒழுக்கம் சார்ந்த உணர்வுக் கோட்பாடுகள்
நவம்பர்		8. விடுதலைத் திருநாள்.	3	மக்களாட்சி சமுதாயத்தில் ஒவ்வொரு தனி மனிதனும் தனது வாழ்க்கை, சுதந்திரம், மகிழ்ச்சி ஆகியவற்றைப் பாதுகாத்துக் கொள்ள அடிப்படை உரிமைகளைப் பெற்றிருக்கிறான் என்பதை உணரச் செய்தல்.	➤ மாணவர்கள் தங்கள் உரிமைகளைப் புரிந்து கொள்வதற்கும், கடமைகளை நிறைவேற்றுவதற்கும் கவிஞர் மீரா காட்டும் வழிகளையும் பக்தசிங் கண்ட கனவு குறித்தும் சுவைபட விளக்குதல்.	*சுண்ணக் கட்டி, *பாடநூல், *கரும்பலகை *காணொலிக் காட்சி		குழு விவாதம். நாட்டு விடுதலைப் போராட்டம், நாட்டின் பண்பாட்டுப் பாரம்பரியம்,நாட்டின் பல சமயக் கருத்துகள், நாட்டின் தற்போதைய பிரச்சனைகள் அவற்றைத் தீர்ப்பது போன்ற தலைப்புகளில் உரையாடச் செய்தல்	அடிப்படை மனிதப் பண்புகளான சுத்தம், வாய்மை, அகிம்சையுணர்வு, கடினஉழைப்பு, அன்பு, பரிவு, சமத்துவம்,மதச் சார்பின்மை, ,குடியாட்சித்தத்துவ உணர்வு நீதியுணர்வு, தைரியம்,குறித்து அறிந்து கொள்ளச் செய்தல்.	சொற்களஞ்சியத்தைப் பெருக்கும் வகையில் படம் பார்த்து விளக்குதல் செயலெதிராகப் பேசுதல், தொடர் நிகழ்வாகப் பேசுதல், பட்டிமன்றம் போன்ற பழகு செயல்களில் ஈடுபடுத்துதல்.	
	I	1.பாரத ரத்னா எம் ஜி இராமச்சந்திரன்	3	ஆக்கப்பூர்வ சிந்தனை,புதியன படைத்தல் திறன் வளர்த்தல்.	➤ எம் ஜி ஆர் நாடகத் துறையில் ஈடுபட்டதன் காரணம், எம் ஜி ஆரின் பன்முகத்திறமைகள், சமூகநலத்திட்டங்கள் குறித்து விளக்கிக் கூறுதல்.	*சுண்ணக் கட்டி, * பாடநூல், *கரும்பலகை	உலக பாரம்பரிய வாரம் 14-20 பாரம்பரிய நாள் குறித்த விழிப்பு ணர்வைத் தெரிவித்தல்	பேச்சுத்திறன் அரசியல், வணிகம்,நீதி,, போன்ற துறைகளிலும் மருத்துவம், ஆற்றுப்படுத்துதல், வழிகாட்டுகாட்டுதல் போன்ற மனவியல் சார்ந்த துறைகளில் பேச்சின் பங்களிப்பு அளப்பரியது. பேச்சு ஒருவரது நினைவினைத் தூண்டுவதும்,நினைவினைப் போக்கவும் துணையாகும் என்பதை உணர்த்தி பேசுதல் திறனில் ஈடுபடுத்துதல்.	முக்கியமானதும் புதுமையான துமான கலைச்சொற்களை அடக்கோடிடுதல். புரியாத சொற்களுக்கு அகராதிகளைப் பயன்படுத்தி பொருள் விளக்கம் தெரிந்து கொள்ளுதல். பாடத்தின் மையக் கருத்தினை மனவரைபடமாக பதிவு செய்து கொள்ளும் முறையை அறிந்து கொள்ளச் செய்தல்	பாடத்தின் ஆதாரக் கருத்துகளைக் கொண்டு ஒரு மன வரைபடம் வரையச் செய்தல்.	

மாதம்	வாரம்	தலைப்பு	பாடவேளை	நோக்கம் / குறிக்கோள்THI	கற்பித்தல் முறை	துணைக் கருவிகள்	முக்கிய நாட்கள்/ ஆசிரியர் செயல்பாடு	கற்றல் தொடர்புடைய செயல்பாடுகள்	கற்றல் விளைவுகள்	மதிப்பாய்வு	அறநெறி மற்றும் ஒழுக்கம் சார்ந்த உணர்வுக் கோட்பாடுகள்
நவம்பர்		2.அறிவுசால் ஔவையார்	1	சமுதாயத் தேவைகளை நிறைவு செய்யும் கடமை உணர்வை வளர்த்தல்	➤ சங்ககாலப் பெண்புலவர்கள் குறித்தச் செய்திகளோடு அதியமான் ஔவையார் நட்பு குறித்து நடித்தல் முறை மூலம் தொடங்குதல்	*ஔவையார் திரைப்படம் *பாடநூல் *கரும்பலகை *சுண்ணக்கட்டி *காணொலிக் காட்சி		நாடகம் நடித்தல், கவிஞர்கள் ,அறிஞர்கள் குறித்த படங்களைச் சேகரித்தல்.	கதை அமைத்தல். ஒரு கதையின் முதல் சொற்றொடரைக் கூறி மாணாக்கர் ஒவ்வொருவரும் தொடராக அமைத்துக் கதையை முடிக்கச் செய்யும் ஆற்றலைப் பெறச் செய்தல்	முக்கிய அம்சங்களைப் பற்றிய கேள்விகளுக்குப் பதில் கேட்டல் . பாடத்தைக் குறித்துக்கலந்து ரையாடுவது. முக்கியத் தகவல்களைத் தக்க வடிவத்தில் தொகுத்துக் கூறச் செய்தல்.	
		3. வல்லினம் மிகும் இடங்களும் மிகா இடங்களும்	2	எழுத்து வேறுபடுவதால் பொருள்வேறுபடும் என்பதை உணரச் செய்தல்.	➤ சந்திப்பிழைகள், வல்லினம் மிகும் மிகாத்தொடர்கள் குறித்து சான்றுகளுடன் விளக்குதல்.	*பாடநூல் *கரும்பலகை *சுண்ணக்கட்டி	படக்காட்சி நீர்ம உணவுகள்	படைப்பாற்றல் திறன் 1)கேளிக்கை மற்றும் திருவிழாத் தகவல்கள் 2)வீடு,பள்ளி சூழல், விவரிப்புகள் 3.சுற்றுலாத் தலங்கள்,இட வருணனைகள்	இலக்கணப் பாடல்கள் மூலம் மொழியைப் பிழையின்றிப் பேசவும்,எழுதவும், படிக்கவும், ஆளவும், எண்ணங்களை இயல்பாக வெளிப்படுத்தவும் கற்றுக் கொள்ளுதல்.	வல்லினம் மிகாத் தொடர்கள் ஐந்தினைக் கேட்டறிதல்	
	II	இயல் -8 4.ஒன்றே குலம்.	3	பதினெட்டு சித்தர்கள் குறித்தச் செய்திகளை அறிந்து கொள்ளச் செய்தல்.	➤ ஆசிரியர் குறிப்பு நூல் குறிப்புடன் மக்களுக்குச் செய்ய வேண்டிய தொண்டு குறித்துத் திருமூலர் கூறும் தகவல்களை சுவைபட விளக்குதல்.	*பாடநூல் *கரும்பலகை *சுண்ணக்கட்டி *காணொலிக் காட்சி		செயல் முறைத்தேர்வு நற்சிந்தனை ,மனப்பான்மை, முனைப்பு போன்றவற்றை வெளிப்படுத்தும் விதத்தில் சித்தர் பாடல்கள் குறித்த ஒப்படைப்பு வழங்குதல்.	தமிழரின் தொன்மை, வரலாறு, பண்பாடு,கலை இலக்கியம்,குறித்த பெருமித உணர்வை மாணவர்கள் அறிந்து கொள்ள வாய்ப்பளித்தல்.	பாடல் வழியாக திருமூலர் கூறும் கருத்துகளைக் கேட்டறிதல்	

மாதம்	வாரம்	தலைப்பு	பாடவேளை	நோக்கம் / குறிக்கோள்THI	கற்பித்தல் முறை	துணைக் கருவிகள்	முக்கிய நாட்கள்/ ஆசிரியர் செயல்பாடு	கற்றல் தொடர்புடைய செயல்பாடுகள்	கற்றல் விளைவுகள்	மதிப்பாய்வு	அறநெறி மற்றும் ஒழுக்கம் சார்ந்த உணர்வுக் கோட்பாடுகள்
நவம்பர்		5.மெய்ஞான ஒளி	3	அறிந்து கொள்ளுதல், சிந்தித்தல்., பகுத்தறிதல்,தகுந்த ஆதாரங்களைக் கொண்டு முடிவெடுத்தல் போன்ற அறிவுத்திறன்களை வளர்த்தல்.	பாடலை ஓசை நயத்துடன் பாடி பொருள் விளங்கும் வகையில் விளக்குதல்	*பாடநூல் *கரும்பலகை *சுண்ணக் கட்டி *காணொலிக் காட்சி	ஆய கலைகள் அறுபத்து நான்கு காணொலிக் காட்சி	உரை வீச்சு எப்படியும் வாழலாம் என்பது விலங்குகளின் இயல்பு இப்படித்தான் வாழவேண்டும் என்பது மனிதப் பண்பு என்றதலைப்பில் உரையாற்றச் செய்தல்	தமிழறிந்த சான்றோர்களின் நூல்களை ஆழமாகவும், ஊன்றியும் பயில்கையில் தவறில்லாத தமிழ்—தானாக வந்து நம் மனத்தில் குடிபுகுந்து நிலையாய்த் தங்கி விடும் என்பதை உணரச் செய்தல்	ஐம் பொறிகளைக் கொண்டு செய்ய வேண்டிய நற் செயல்களைக் கேட்டறிதல்	
	III	6.அயோத்தி தாசர் சிந்தனைகள்	3	உயர்நிலை மொழியாற்றல்களான மையக்கருத்தறிதல், வினா உருவாக்குதல், வினாவிற்கேற்ற விடையளித்தல், குறிப்பெடுத்தல், பகுத்தல், தொகுத்தல்,வகைப்படுத்துதல்,விவரித்தல்,வெளிப்படுத்துதல், இதழ் தயாரித்தல்,நாட்குறிப்பு எழுதுதல் ஆகியவற்றை வளர்த்தல்.	➤ அயோத்தித் தாசரின் ஐந்து பண்புகள், இதழ்ப்பணி, அரசியல் விடுதலைப் பற்றிய கருத்துகளை விளக்கிக் கூறுதல்.	*கரும் பலகை *சுண்ணக் கட்டி *பாடநூல்.		பழகு செயல் படுவேடு தயாரித்தல். பிரித்தெழுதுதல், சேர்த்தெழுதுதல் எதிர்ச் சொல், சொற்பொருள் பொருத்துதல், கோடிட்ட இடங்களை நிரப்புதல்.	வீர உரையைப் படிக்கும் பொழுதும், இரக்க உணர்ச்சி பற்றிக் கூறும் பொழுதும், கோபத்தை உணர்த்தும் சொற்களைப் படிக்கும் பொழுதும், குரலில் ஏற்றத்தாழ்வு ஏற்பட வேண்டும்.வினா, உணர்ச்சி வாக்கியங்களை அவை வெளிப்படுத்தும் உணர்வுக்கு ஏற்ப ஒலிக்க வேண்டும் என்பதை அறிந்து கொள்ளச் செய்தல்	சொல்வதை எழுதுதல். ஆசிரியர் சொற்களையோ, தொடர் களையோ வாக்கி யத்தையோ கூற அவற்றைக் கேட்டு மாணவர் எழுதுதல்.	

மாதம்	வாரம்	தலைப்பு	பாடவேளை	நோக்கம் / குறிக்கோள்THI	கற்பித்தல் முறை	துணைக் கருவிகள்	முக்கிய நாட்கள்/ ஆசிரியர் செயல்பாடு	கற்றல் தொடர்புடைய செயல்பாடுகள்	கற்றல் விளைவுகள்	மதிப்பாய்வு	அறநெறி மற்றும் ஒழுக்கம் சார்ந்த உணர்வுக் கோட்பாடுகள்
நவம்பர்		7.மனித யந்திரம்	3	பலவீனங்களை மீறிச் சாதனை புரிந்தவர்களின் உண்மைக் கதையைக் கூறி தன்னம்பிக்கை உணர்வினை வளர்த்தல்.	<ul style="list-style-type: none"> புதுமைப்பித்தன் குறித்தச் செய்திகளோடு நேர்மையாக வாழ்வதே உயர்ந்த மனிதர்களின் இயல்பு என்ற நீதியைக் கூறும் கதையைச் சுவைபட விளக்குதல். 	<ul style="list-style-type: none"> *கரும்பலகை, *சுண்ணக் கட்டி, *பாடநூல் 	விருந் தோம்பல் தமிழர் உணவுத் திருவிழா	மாணவர் தேர்ந்தெடுக்கும் கதைக்கேற்ப வண்ணப் படங்களை வரையத் தூண்டுதல்.	தேவையற்ற ஒப்புமை செய்து மற்றவர்களின் மன உணர்வினைக் காயப்படுத்தாமல் இருப்பது குறித்து தெரிந்து கொள்ளச் செய்தல்		
	IV	8.யாப்பு	3	எழுத்துமரபு, சொல் மரபு, தொடர்மரபு,, யாப்பறிவு, அணியறிவு ஆகியவற்றின் வழி மாணாக்கர் தம் மொழியறிவை வளர்த்தல்.	<ul style="list-style-type: none"> அசை, தளை அந்தாதி,பா,ஆகியவற்றிற்கு இலக்கண விதிகளுக்கு எடுத்துக் காட்டுகள் தருதல். கடினச் சொற்களுக்குப் பொருள் எழுதுதல். 	<ul style="list-style-type: none"> *தமிழ் இலக்கணநூல், *பாடநூல் *கரும் பலகை, *சுண்ணக் கட்டி 		அடிப்படை இலக்கண அறிவில்லாமல் எழுதப்படும் படைப்புகளுக்கும் இலக்கண அறிவோடு எழுதப்படும் படைப்புகளுக்கும் இடையே உள்ள வேறுபாட்டை கண்டுபிடித்து வெளிப்படுத்துமாறு ஊக்கப்படுத்துதல்.	இனவெழுத்துகள் என்றால் என்ன என்பதையும் எவ்வெவ் விடங்களில் வரும் என்பதைப் பற்றியும் பரந்துபட்ட அறிவினை வாய்ப்பளித்தல்.	வெண் பாக்களால் அமைந்த நூல்களின் பெயர்களைத் திரட்டச் செய்தல்.	
		9.திருக்குறள்	3	இலக்கியச் சுவையில் திளைக்கும் ஆற்றலை வளர்த்தல்	<ul style="list-style-type: none"> குறள்வெண்பாவின் அமைப்பு,திருக்குறள், திருவள்ளுவரின் பெருமையை உணர்த்தும் எடுத்துக் காட்டுகளைத் தந்து தொடங்குதல், விளக்குதல், பொழிப்புரை வினாக்கேட்டல் முடித்தல். 	<ul style="list-style-type: none"> *திருக்குறள் நூல், * வள்ளுவர் படம், *தமிழ்ப் பாடநூல் *கரும் பலகை, *விளக்கப் படங்கள் 		சிறு வாக்கியங்களால் எளிய இனிய நடையை அமைத்துக் கருத்தை நேரடியாக விளக்கலாம் என்பதை அறியும் படி சில பொன் மொழிகளைத் தொகுக்கச் செய்தல் ஒருங் கிணைந்த கலை வடிவ செயல் திட்டம் உலகைக் காக்கும் கருவி அன்பு என்ற தலைப்பில் கவிதை எழுதி வரச் செய்தல்	படங்களைக் காட்டி பொருத்தமான திருக்குறளை எழுதச் செய்தல் பேரறிவுடன் செயல்பட்டு வாழ்வில் உன்னத நிலையைப் பெறலாம் என உணர்த்துதல்.	பேரறிவின் துணைக் கொண்டால் அனைத்தும் ஜெயமாகும்	
		திசம்பர்						மதிப்பீட்டுத்தேர்வு			

மாதம்	வாரம்	தலைப்பு	பாடவேளை	நோக்கம் / குறிக்கோள்THI	கற்பித்தல் முறை	துணைக் கருவிகள்	முக்கிய நாட்கள்/ ஆசிரியர் செயல்பாடு	கற்றல் தொடர்புடைய செயல்பாடுகள்	கற்றல் விளைவுகள்	மதிப்பாய்வு	அறநெறி மற்றும் ஒழுக்கம் சார்ந்த உணர்வுக் கோட்பாடுகள்	
சனவரி	I	இயல்-9 1.உயிர்க் குணங்கள்	3	செய்யுட் கருத்தை, பாடலின் உணர்ச்சியை அதன் நயத்தினை மாணவர்கள் உணரச் செய்தல்.	<ul style="list-style-type: none"> கவிஞனின் பின்னணிக்கூறித் தொடங்குதல். பாடல், பெற்ற சூழல்,நிகழ்ச்சியைக் கூறுதல்,தேவையான இடங்களில் தேவையான முன்னுரையைக் கூறுதல் <p>நீதிக் கதைகள் கூறச் செய்தல்</p>	<p>பாடநூல்,</p> <p>*கரும்பலகை</p> <p>*சுண்ணக் கட்டி</p> <p>*காணொலிக் காட்சி</p>		கையெழுத்து இதழ் தயாரிப்பு	மாணாக்கர்கள் சுதந்திரமாகச் சிந்தித்துச் செயல்படவும், கற்பனையாகச் சிறுகதைகள், கவிதைகள், கட்டுரைகள், நாடகங்கள்ஆகிய வற்றைப் படைப்பதற்கு வாய்ப்பளிக்கும் வகையில் கையெழுத்துப் இதழ் ஒன்று தயாரிக்கச் செய்தல்.	தமிழ் மொழியில் நாம் ஒலிப்பது போன்றே எழுதுகிறோம்.எனவே ஒவ்வொரு எழுத்துக்குரிய ஒலியினை நன்குணர்ந்து கொள்வதால் எழுதும் பயிற்சி எளிதாகின்றது எழுத்துப்பிழைகள் மிகுதியும் ஏற்படுவதில்லை என்பதை அறிந்து கொள்ளச் செய்தல்	கன்னிப்பாவை நூல் கூறும் கருத்துகளைக் கேட்டறிதல்.	
		2.இளைய தோழனுக்கு	3	தமிழ் இலக்கியங்களை நினைவுப் படுத்துதல்.	<ul style="list-style-type: none"> நூல் குறிப்பு, ஆசிரியர் குறிப்புடன் தொடங்குதல். நினைவு கூர்தல், விளக்குதல் உதாரணம் தருதல், வரிசைப்படுத்திக் கூறுதல் வேறுபடுத்திக் காட்டுதல், சுட்டிக்காட்டுதல் 	<p>*கரும் பலகை</p> <p>*சுண்ணக் கட்டி</p> <p>*பாடநூல்</p>		வரலாற்றுக் கதைகள் கேட்டறிதல்	ஆர்வம் ஊட்டும் வகையில் வீரதீரச் செயல்கள் புரிந்தவர்கள், நாட்டுக்குழைத்த நல்லவர்கள், அறிவியலாளர்கள் போன்றோரின் வரலாறுகளை கதைகளாகக் கூறச் செய்தல்	தன் மன அமைதிக்கும் , சுற்றுமுள்ளோர் மகிழ்ச்சிக்கும் நல்லொழுக்கமே அடிப்படையானது என்பதை உணரச் செய்தல்.	வாழ்வில் உயரத் தேவையான பண்புகள் குறித்துக் கேட்டறிதல்.	அன்பு,பரிவு, கருணை, விருந்தோம்பல், சமம் ,சகோதரத் துவம் போன்ற நற்பண்புகளை வளர்த்தல்

மாதம்	வாரம்	தலைப்பு	பாடவேளை	நோக்கம் / குறிக்கோள்THI	கற்பித்தல் முறை	துணைக் கருவிகள்	முக்கிய நாட்கள்/ ஆசிரியர் செயல்பாடு	கற்றல் தொடர்புடைய செயல்பாடுகள்	கற்றல் விளைவுகள்	மதிப்பாய்வு	அறநெறி மற்றும் ஒழுக்கம் சார்ந்த உணர்வுக் கோட்பாடுகள்
	II	3 .சட்டமேதை அம்பேத்கர்	6	தலைமைப் பொறுப்பேற்கும் பண்பை வளர்த்தல்.	➤ அம்பேத்கர் பிறப்பு, கல்வி, சமூகப்பணிகள் அரசியல் அமைப்பில் அம்பேத்கரின் பங்கு குறித்து சுவைபட விளக்குதல்.	*கரும் பலகை *சுண்ணக் கட்டி *பாடநூல் செய்தி விளக்கப் படங்கள்	14-01-2023 பொங்கல்	கருத்தாடல் சங்க இலக்கியத்தில் தைப் பொங்கல்	படித்தல் திறன் கண் நோக்க நா ஒலிக்க மனம் உணர உதவுவது வாய்விட்டுப் படித்தலாகும் என்பதை உணர்ந்து கொள்ளச் செய்தல்.	பாடப்பொருளில் குறிப்பிட்ட தலைப்பில் செய்திகளை எளிய தொடர்களில் எழுதி குறிப்பிட்ட கால அளவுக்குள் படிக்கச்செய்து பின்னர் அவற்றில் வினாக்கள் கேட்டல்	
சனவரி	III	4.பால்மனம்	4	வாய்க்குள் படிக்கும் திறன், குறிப்பெடுத்தல் திறன், அகராதி பார்த்துப் பொருளறியும் திறன் ஆகிய மொழித் திறன்களை வளர்த்தல்.	➤ பால் மனம் கதையை நடித்துக் காட்டி விளக்குதல்.	*பாடநூல் *கரும்பலகை, *சுண்ணக் கட்டி.		நான்கு அல்லது ஆறு பகுதிகளாக விளக்கப்படங்கள் தயாரிக்கச் செய்து ஒவ்வொரு பட்டின் கீழும் ஒன்றிரண்டு சிறிய சொற்றொடர்கள் கதையை விளக்கும் முறையில் எழுதச் செய்தல்	நான்கு பக்கங்களைப் படித்து, ஒன்றரைப் பக்க அளவில் கதைச் சுருக்கத்தை எழுதச் செய்தல்.	குழந்தையின் பண்பு நலன்களைப் பற்றித் தொகுத்து எழுதச் செய்தல்	
	IV	அணி இலக்கணம்	5	பெற்ற இலக்கண அறிவு உறுதியாக நிலைபெற்றிருக்கச் செய்தல்.	➤ இலக்கணவிதிகளை மனப்பாடம் செய்வதால் மனத்தில் நிலைத்து நிற்கும் என்பதை எடுத்துக்கூறி விளக்குதல். பிறிது மொழிதல் அணி,வேற்றுமை அணி, இரட்டுறமொழிதல் அணி ஆகிய அணிகளை தகுந்த உதாரணங்களுடன் விளக்குதல்.	இலக்கண நூல் *பாட நூல் *கரும்பலகை *சுண்ணக் கட்டி.		வாக்கியத்தில் சொற்களை ஒழுங்கு மாற்றிக்கொடுத்து அதைஒழுங்காக அமைக்கச்செய்தல்.	தமிழில் எழுதும் போது ஒற்றுப்பிழை,எழுத்துப்பிழை, சொற்பிழை, சொல் லாட்சிப்பிழை, வாக்கியப்பிழை ,மரபுப்பிழை, பிறமொழிக் கலப்பு பிழை ஏற்பட்டு விடக்கூடாது என்பதை உணர்த்துதல்.	திருக்குறளில் அணிகள் இடம் பெற்றுள்ள குறட்பாக்களுள் ஐந்தனைக் கண்டறிந்து அவற்றில் இடம் பெற்றுள்ள அணிகளின் பெயர்களை எழுதவைத்தல்.	

பிப்ரவரி	ஆயத்த தேர்வு
மார்ச்சு	ஆண்டு இறுதித் தேர்வு

Kanahriya

HEAD MISTRESS

K. m h p

Sr. HEAD MASTER /
CHIEF ACADEMIC ADVISOR

B. P. — M

Sr. PRINCIPAL /
CHIEF EDUCATION OFFICER

JAI GURU DEV
MAHARISHI VIDYA MANDIR SENIOR SECONDARY SCHOOL, CHETPET, CHENNAI – 31
MIDDLE SCHOOL
SYLLABUS FOR THE ACADEMIC YEAR 2022 – 2023

CLASS : VIII

शिक्षा

SUBJECT : SANSKRIT

MONTH	WEEK	TOPIC	NO. OF PERIODS	AIM / LEARNING OBJECTIVE	METHODOLOGY / PRESENTATION	TEACHING AIDS / RESOURCES / REFERENCE	DAYS OF IMPORTANCE / ACTIVITIES INVOLVED IN TEACHERS	ACTIVITIES INVOLVED IN BRINGING OUT THE SIGNIFICANCE OF LEARNING	LEARNING OUTCOMES	EVALUATION BASED ON PROJECT / ASSIGNMENT / ACTIVITIES	CORRELATING WITH CBE
APRIL		पूर्व वर्षम् पाठितम् पुनरावृत्तिः		पञ्च लकाराः परस्मैपदी आत्मनेपदी च ।	पुस्तकद्वारा पुनरावृत्तिः	पाठपुस्तकम्, कृष्णफलकम्, स्फोरक पत्राणि च	श्रीराम नवमी / सहोदर दिवसः <ul style="list-style-type: none"> ➤ सहोदर प्राधान्य कथा कथनम् । ➤ लोकेविद्यमान प्रशंसनीय सहोदर विशये ज्ञानम् करणीयम् । ➤ पी.पी.टि द्वारा लोके विद्यमान सहोदर चित्राणाम् प्रदर्शनीयम् । ➤ सहोदर मुख्यत्व विशये संवादः । 	स्व सहोदर सहोदर्याः ज्ञानम्, सहोदर द्वारा पत्र लेखनम् ।	गत वर्षम् पठितस्य पुनस्मारम् करणीयम् ।	पठनद्वारा, लेखद्वारा, परस्मैपदी, आत्मनेपदीभेद ज्ञानम् ।	सहोदर बन्धस्य प्रामुख्यम् अवगच्छन्ति ।
JUNE	I	प्रथमः पाठः- शतृ प्रत्ययः सुभाषितम्, सन्धिः		शतृ प्रत्ययस्य सुभाषित श्लोकाः, व्यञ्जनसन्धिः ज्ञानम् करणीयम् ।	सरणिद्वारा प्रदर्शनम्	पाठपुस्तकम्, कृष्णफलकम्, स्फोरक पत्राणि च	26 - WORLD ANTI-DRUG DAY अन्तराष्ट्रीय प्रति मादकद्रव्य दिवसः । <ul style="list-style-type: none"> ➤ प्रति मादकस्य प्राधान्य कथा कथनम् । 	प्रति मादकद्रव्यस्य बाधकानाम् विशये मानमध्ये विचारणम् ।	शतृ प्रत्ययस्य ज्ञानम् श्लोकद्वारा सुभाषितम्, सन्धिः च पाठनीयम्, करणीयम् ।	श्लोकानाम् मौककम् करणीयम्, तस्य शोदनम् करणीयम् । अभ्यास पत्रद्वारा मानस्य ज्ञानम् शोदनम् करणीयम् ।	प्रति मादकद्रव्यस्य बाधकानाम् विशये प्रामुख्यम् अवगच्छन्ति ।
	II	कथा - शिशुपालवधम्		पुराण कथा	पुस्तकद्वारा प्रदर्शनम् पुस्तकद्वारा प्रदर्शनम्	पाठपुस्तकम्, कृष्णफलकम्, स्फोरक पत्राणि च	<ul style="list-style-type: none"> ➤ प्रति मादकस्य विशये ज्ञानम् करणीयम् । ➤ पी.पी.टि द्वारा मादकद्रव्यानाम् बाधकस्य 		पुराणस्य ज्ञानम् करणीयम्, कथा पात्राणाम्	कथा पठनद्वारा पठनस्य वर्धनम् करणीयम् ।	

						चित्राणाम् प्रदर्शनीयम् । ➤ प्रति मादकस्य मुख्यत्व विशये संवादः ।		ज्ञानम् च करणीयम् ।		
III	द्वितीयः पाठः - शतृप्रत्ययः, सुभाषितम्		शतृ प्रत्ययस्य ज्ञानम् सुभाषित श्लोकायाः ज्ञानम् च करणीयम् ।	पुस्तकद्वारा प्रदर्शणम् । सरणिद्वारा प्रदर्शणम् ।	पाठपुस्तकम्, कृष्णफलकम्, स्फोरक पत्राणि च ।			शतृ प्रत्ययस्य ज्ञानम् श्लोकद्वारा सुभाषितम्, सन्धिः च पाठनीयम्, करणीयम् ।	श्लोकानाम् मौककम् करणीयम्, तस्य शोदनम् करणीयम् । अभ्यास पत्रद्वारा मानस्य ज्ञानम् शोदनम् करणीयम् ।	
IV	सन्धिः, कथा - शिशुपालवधम्		व्यञ्जनसन्धिः - अनुस्वारसन्धिः ज्ञानम् । पुराण कथा - मन्त्रालोचनम् पाठनीयम् ।	पुस्तकद्वारा प्रदर्शणम् । सरणिद्वारा प्रदर्शणम् ।	पाठपुस्तकम्, कृष्णफलकम्, स्फोरक पत्राणि च ।			पुराणस्य ज्ञानम् करणीयम्, कथा पात्राणाम् ज्ञानम् च करणीयम् ।	कथा पठनद्वारा पठनस्य वर्धनम् करणीयम् ।	
JULY	I	तृतीयः पाठः - शतृप्रत्ययः, सुभाषितम्	कृदन्ताः शतृ प्रत्ययस्य ज्ञानम् सुभाषित श्लोकायाः ज्ञानम् च करणीयम् ।	पुस्तकद्वारा प्रदर्शणम् । सरणिद्वारा प्रदर्शणम् ।	पाठपुस्तकम्, कृष्णफलकम्, स्फोरक पत्राणि च ।	13 - GURU PURNIMA गुरु पर्वः ➤ गुरोः प्राधान्य कथा कथनम् । ➤ लोकेविद्यमान प्रशंसनीय गुरोः विशये ज्ञानम् करणीयम् । ➤ पी.पी.टि द्वारा भारतस्य मुख्य गुरुणाम् चित्राणाम् प्रदर्शनीयम् । ➤ गुरोः मुख्यत्व विशये संवादः ।	भारतस्य मुख्य गुरुणाम् ज्ञानम्, तेषाम् चित्रम् पेषणम् कृत्वा नाम लेखनम् ।	शतृ प्रत्ययस्य ज्ञानम् श्लोकद्वारा सुभाषितम्, च पाठनीयम्, करणीयम् ।	श्लोकानाम् मौककम् करणीयम्, तस्य शोदनम् करणीयम् । अभ्यास पत्रद्वारा मानस्य ज्ञानम् शोदनम् करणीयम् ।	गुरोः प्रामुख्यम् अवगच्छन्ति ।
	II	सन्धिः, कथा - शिशुपालवधम्	व्यञ्जनसन्धिः - परसवर्णसन्धिः ज्ञानम् । पुराण कथा - इन्द्र प्रस्तप्रयाणम् पाठनीयम् ।	पुस्तकद्वारा प्रदर्शणम् । सरणिद्वारा प्रदर्शणम् ।	पाठपुस्तकम्, कृष्णफलकम्, स्फोरक पत्राणि च ।			पुराणस्य ज्ञानम् सन्धिः ज्ञानम् च करणीयम्, कथा पात्राणाम् ज्ञानम् च करणीयम् ।	कथा पठनद्वारा पठनस्य वर्धनम् करणीयम् । अभ्यास पत्रद्वारा सन्धिः मानस्य ज्ञानम् शोदनम् करणीयम् ।	
	III	चतुर्थः पाठः - शतृप्रत्ययः, सुभाषितम्	शतृ(पुं/नपुं) प्रत्ययस्य ज्ञानम् सुभाषित श्लोकायाः ज्ञानम् च करणीयम् ।	पुस्तकद्वारा प्रदर्शणम् । सरणिद्वारा प्रदर्शणम् ।	पाठपुस्तकम्, कृष्णफलकम्, स्फोरक पत्राणि च ।			शतृ प्रत्ययस्य ज्ञानम् श्लोकद्वारा सुभाषितम्, च पाठनीयम्, करणीयम् ।	श्लोकानाम् मौककम् करणीयम्, तस्य शोदनम् करणीयम् । अभ्यास पत्रद्वारा मानस्य ज्ञानम् शोदनम् करणीयम् ।	

	IV	सन्धिः, कथा - शिशुपालवधम्		व्यञ्जनसन्धिः - अनुनासिक सन्धिः ज्ञानम् । पुराण कथा - प्रयाणवर्णनम् पाठनीयम् ।	पुस्तकद्वारा प्रदर्शनम् । सरणिद्वारा प्रदर्शनम् ।	पाठपुस्तकम्, कृष्णफलकम्, स्फोरक पत्राणि च ।			पुराणस्य ज्ञानम् सन्धिः ज्ञानम् च करणीयम्, कथा पात्राणाम् ज्ञानम् च करणीयम् ।	कथा पठनद्वारा पठनस्य वर्धनम् करणीयम् । अभ्यास पत्रद्वारा सन्धिः मानवस्य ज्ञानम् शोदनम् करणीयम् ।		
AUGUST	I	पञ्चमः पाठः - शतृप्रत्ययः (स्त्री), सुभाषितम्		शतृ(स्त्री) प्रत्ययस्य ज्ञानम् सुभाषित श्लोकायाः ज्ञानम् च करणीयम् ।	पुस्तकद्वारा प्रदर्शनम् । सरणिद्वारा प्रदर्शनम् ।	पाठपुस्तकम्, कृष्णफलकम्, स्फोरक पत्राणि च ।	11 - RAKSHA BHANDAN / AVANI AVITTAM रक्षा बन्धनम् ➤ सहोदर प्राधान्य कथा कथनम् । ➤ लोकेविद्यमान प्रशंसनीय सहोदर विशये ज्ञानम् करणीयम् । ➤ पी.पी.टि द्वारा लोके विद्यमान सहोदर चित्राणाम् प्रदर्शनीयम् । ➤ सहोदर मुख्यत्व विशये संवादः ।	स्व सहोदर सहोदर्याः ज्ञानम्, सहोदर द्वारा पत्र लेखनम् ।	शतृ प्रत्ययस्य ज्ञानम् श्लोकद्वारा सुभाषितम् , च पाठनीयम्, करणीयम् ।	श्लोकानाम् मौकिकम् करणीयम्, तस्य शोदनम् करणीयम् । अभ्यास पत्रद्वारा मानवस्य ज्ञानम् शोदनम् करणीयम् ।	सहोदर बन्धस्य प्रामुख्यम् अवगच्छन्ति ।	
	II	सन्धिः, कथा - शिशुपालवधम्		व्यञ्जनसन्धिः - पूर्वसवर्णसन्धिः ज्ञानम् । पुराण कथा - शिशु पालस्य वधः पाठनीयम् ।	पुस्तकद्वारा प्रदर्शनम् । सरणिद्वारा प्रदर्शनम् ।	पाठपुस्तकम्, कृष्णफलकम्, स्फोरक पत्राणि च ।				पुराणस्य ज्ञानम् सन्धिः ज्ञानम् च करणीयम्, कथा पात्राणाम् ज्ञानम् च करणीयम् ।	कथा पठनद्वारा पठनस्य वर्धनम् करणीयम् । अभ्यास पत्रद्वारा सन्धिः मानवस्य ज्ञानम् शोदनम् करणीयम् ।	
	III	षष्ठः पाठः - कृदन्ताः (स्त्री), सुभाषितम्		शत्रान्तस्त्रीलिङ्ग प्रत्ययस्य ज्ञानम् सुभाषित श्लोकायाः ज्ञानम् च करणीयम् ।	पुस्तकद्वारा प्रदर्शनम् । सरणिद्वारा प्रदर्शनम् ।	पाठपुस्तकम्, कृष्णफलकम्, स्फोरक पत्राणि च ।				कृदन्तस्यप्रत्यय ज्ञानम् श्लोकद्वारा सुभाषितम् , च पाठनीयम्, तस्य ज्ञानम् करणीयम् ।	श्लोकानाम् मौकिकम् करणीयम्, तस्य शोदनम् करणीयम् । अभ्यास पत्रद्वारा मानवस्य ज्ञानम् शोदनम् करणीयम् ।	
	IV	सन्धिः, कथा - किरातार्जुनीयम्		विसर्गसन्धिः - ज्ञानम् । पुराण कथा - करातार्जुनीयम् पाठनीयम् ।	पुस्तकद्वारा प्रदर्शनम् । सरणिद्वारा प्रदर्शनम् ।	पाठपुस्तकम्, कृष्णफलकम्, स्फोरक पत्राणि च ।				पुराणस्य ज्ञानम् सन्धिः ज्ञानम् च करणीयम्, कथा पात्राणाम् ज्ञानम् च करणीयम् ।	कथा पठनद्वारा पठनस्य वर्धनम् करणीयम् । अभ्यास पत्रद्वारा सन्धिः मानवस्य ज्ञानम् शोदनम् करणीयम् ।	

SEPTEMBER		अर्ध वार्षिक परीक्षार्थम् पुनरावृत्तिः करणीयम् & अर्ध वार्षिक परीक्षा HALF HEARLY EXAMINATION									
OCTOBER	I	सप्तमः पाठः - शानच् प्रत्ययः, सुभाषितम्	शानच् प्रत्ययस्य ज्ञानम् सुभाषित श्लोकायाः ज्ञानम् च करणीयम् ।	पुस्तकद्वारा प्रदर्शनम् । सरणिद्वारा प्रदर्शनम् ।	पाठपुस्तकम्, कृष्णफलकम्, स्फोरक पत्राणि च ।	2 - GANDHI JAYANTHI / LAL BAHADUR SHASTRI BIRTHDAY / WORLD NON- VIOLENCE DAY अन्तराष्ट्रीय अहंसा दवसः ➤ अहिंसायाः प्राधान्य विषय कथनम् । ➤ अहिंसायाः विशये ज्ञानम् करणीयम् । ➤ पी.पी.टि द्वारा अहिंसायाः बाधकस्य चित्राणाम् प्रदर्शनीयम् । ➤ अहिंसायाः मुख्यत्व विशये संवादः ।	अहिंसायाः बाधकानाम् विशये मानमध्ये विचारणम् ।	शानच् प्रत्ययस्य ज्ञानम् श्लोकद्वारा सुभाषितम् , च पाठनीयम्, करणीयम् ।	श्लोकानाम् मौकिकम् करणीयम्, तस्य शोदनम् करणीयम् । अभ्यास पत्रद्वारा मानवस्य ज्ञानम् शोदनम् करणीयम् ।	अहिंसायाः बाधकानाम् विशये प्रामुख्यम् अवगच्छन्ति ।	
	II	सन्धिः, कथा - किरातार्जुनीयम्	विसर्गसन्धिः - विसर्गस्य लोपः ज्ञानम् । पुराण कथा - करातार्जुनीयम् पाठनीयम् ।	पुस्तकद्वारा प्रदर्शनम् । सरणिद्वारा प्रदर्शनम् ।	पाठपुस्तकम्, कृष्णफलकम्, स्फोरक पत्राणि च ।			पुराणस्य ज्ञानम् सन्धिः ज्ञानम् च करणीयम्, कथा पात्राणाम् ज्ञानम् च करणीयम् ।	कथा पठनद्वारा पठनस्य वर्धनम् करणीयम् । अभ्यास पत्रद्वारा सन्धिः मानवस्य ज्ञानम् शोदनम् करणीयम् ।		
	III	अष्टमः पाठः - शानच् प्रत्ययः, सुभाषितम्	शानच् प्रत्ययस्य ज्ञानम् सुभाषित श्लोकायाः ज्ञानम् च करणीयम् ।	पुस्तकद्वारा प्रदर्शनम् । सरणिद्वारा प्रदर्शनम् ।	पाठपुस्तकम्, कृष्णफलकम्, स्फोरक पत्राणि च ।			शानच् प्रत्ययस्य ज्ञानम् श्लोकद्वारा सुभाषितम् , च पाठनीयम्, करणीयम् ।	श्लोकानाम् मौकिकम् करणीयम्, तस्य शोदनम् करणीयम् । अभ्यास पत्रद्वारा मानवस्य ज्ञानम् शोदनम् करणीयम् ।		
	IV	सन्धिः, कथा - किरातार्जुनीयम्	विसर्गसन्धिः - ज्ञानम् । पुराण कथा - तपोभङ्गप्रयत्नः पाठनीयम् ।	पुस्तकद्वारा प्रदर्शनम् । सरणिद्वारा प्रदर्शनम् ।	पाठपुस्तकम्, कृष्णफलकम्, स्फोरक पत्राणि च ।			पुराणस्य ज्ञानम् सन्धिः ज्ञानम् च करणीयम्, कथा पात्राणाम् ज्ञानम् च करणीयम् ।	कथा पठनद्वारा पठनस्य वर्धनम् करणीयम् । अभ्यास पत्रद्वारा सन्धिः मानवस्य ज्ञानम् शोदनम् करणीयम् ।		
NOVEMBER	I	नवमः पाठः - कृदन्ताः सत्सप्तमी	कृदन्ताः सत्सप्तमी-१ ज्ञानम् ।	पुस्तकद्वारा प्रदर्शनम् । सरणिद्वारा प्रदर्शनम् ।	पाठपुस्तकम्, कृष्णफलकम्, स्फोरक पत्राणि च ।	14 - 20 WORLD HERITAGE WEEK / CHILDREN'S DAY अन्तराष्ट्रीय संस्कृति	सनातन धर्मस्य विषये मानमध्ये विचारणम् । संस्कृतेः पालनस्य	कृदन्ताः प्रत्ययस्य ज्ञानम् करणीयम् ।	अभ्यास पत्रद्वारा मानवस्य ज्ञानम् शोदनम् करणीयम् ।	सनातन धर्मस्य विषयस्य प्रामुख्यम् धर्म परिपालनस्य प्रयोजनम् च	


						सप्ताहः । बाल दिवसः ➤ अस्माकम् संस्कृतेः विवरणम् । ➤ सनातनधर्मस्य मुख्यत्वम् । ➤ संस्कृतेः मुख्यत्वम् । ➤ लोके विद्यमान बाल श्रमिकयोः कष्ट विवरणम् । बालकाणम् संरक्षणम् विषये संवादः ।	प्रयोजनम् महत्त्व विवरणम् ।			अवगच्छन्ति ।
II	सुभाषितम्		सुभाषित श्लोकायाः ज्ञानम् च करणीयम् ।	पुस्तकद्वारा प्रदर्शनम् ।	पाठपुस्तकम्			श्लोकद्वारा सुभाषितम् पाठनीयम् ।	श्लोकानाम् मौकिकम् करणीयम्, तस्य शोदनम् करणीयम्	
III	विसर्ग सन्धिः		विसर्गसन्धिः - विसर्गस्य सकारादेशस्य ज्ञानम् ।	पुस्तकद्वारा प्रदर्शनम् । सरणिद्वारा प्रदर्शनम् ।	पाठपुस्तकम्, कृष्णफलकम्, स्फोरक पत्राणि च ।			सन्धिः ज्ञानम् च करणीयम्,	अभ्यास पत्रद्वारा सन्धिः मानवस्य ज्ञानम् शोदनम् करणीयम् ।	
IV	काव्यकथा- किरातार्जुनीयम्		पुराण कथा - अर्जुनस्य तपसः परीक्षा पाठनीयम् ।	पुस्तकद्वारा प्रदर्शनम् ।	पाठपुस्तकम्, कृष्णफलकम्, स्फोरक पत्राणि च ।			पुराणस्य ज्ञानम्, कथा पात्राणाम् ज्ञानम् च करणीयम् ।	कथा पठनद्वारा पठनस्य वर्धनम् करणीयम् ।	

DECEMBER

ASSESSMENT 7 - FLAG DAY

I	दमः पाठः - कृदन्ताः सत्सप्तमी		कृदन्ताः सत्सप्तमी-२ ज्ञानम् ।	पुस्तकद्वारा प्रदर्शनम् । सरणिद्वारा प्रदर्शनम् ।	पाठपुस्तकम्, कृष्णफलकम्, स्फोरक पत्राणि च ।	12 - MAHARISHI'S MAHES YOGIJI'S BIRTHDAY / VIVEKANANDA BIRTHDAY / YOUTH DAY	महात्मनाम् उपदेश विषये मानमध्ये विचारणम् । मानव मध्ये महात्मयोः कथा कथनम् ।	कृदन्ताः प्रत्ययस्य ज्ञानम् करणीयम् ।	अभ्यास पत्रद्वारा मानवस्य ज्ञानम् शोदनम् करणीयम् ।	महात्मनाम् उपदेश विषयस्य प्रामुख्यम् अवगच्छन्ति । तयोः उपदेशानम् पालनस्य प्रयोजनम् च अवगच्छन्ति ।
II	सुभाषितम्		सुभाषित श्लोकायाः ज्ञानम् च करणीयम् ।	पुस्तकद्वारा प्रदर्शनम् ।	पाठपुस्तकम्	महर्षि महेश् योगि जन्मदिनम् स्वामी विवेकानन्दस्य जन्मदिनम् / भारतस्य युव दिवसः		श्लोकद्वारा सुभाषितम् पाठनीयम् ।	श्लोकानाम् मौकिकम् करणीयम्, तस्य शोदनम् करणीयम्	
III	सन्धयः		स्वर, व्यञ्जन, विसर्ग सन्धिः ज्ञानम् ।	पुस्तकद्वारा प्रदर्शनम् । सरणिद्वारा प्रदर्शनम् ।	पाठपुस्तकम्, कृष्णफलकम्, स्फोरक पत्राणि च ।	➤ महर्षि महेश् योगेः उपदेश विषये संवादः । ➤ तस्य उपदेशस्य मुख्यत्वम् । ➤ स्वामी विवेकानन्दस्य उपदेशस्य ।		सन्धिः ज्ञानम् च करणीयम्,	अभ्यास पत्रद्वारा सन्धिः मानवस्य ज्ञानम् शोदनम् करणीयम् ।	
IV	काव्यकथा-		पुराण कथा -	पुस्तकद्वारा	पाठपुस्तकम्,			पुराणस्य	कथा पठनद्वारा पठनस्य	

	किरातार्जुनीयम्	किरातार्जुनीयम् पाठनीयम् ।	प्रदर्शनम् ।	कृष्णफलकम्, स्फोरक पत्राणि च ।	उभयोः उपदेशे विद्यमान सामान्य विषयः ।		ज्ञानम्, कथा पात्राणाम् ज्ञानम् च करणीयम् ।	वर्धनम् करणीयम् ।	
FEBRUARY	21 - MOTHER LANGUAGE DAY PREPARATORY EXAMINATION								
MARCH	YEARLY EXAMINATION 7 - HOLI								


HEAD MISTRESS


Sr. HEAD MASTER /
CHIEF ACADEMIC ADVISOR


Sr. PRINCIPAL /
CHIEF EDUCATION OFFICER

JAI GURU DEV
MAHARISHI VIDYA MANDIR SENIOR SECONDARY SCHOOL, CHETPET, CHENNAI – 31
MIDDLE SCHOOL

SYLLABUS FOR THE ACADEMIC YEAR 2022 – 2023

CLASS: VIII

SUBJECT: FRENCH

MONTH	WEEK	TOPIC	NO. OF PERIODS	AIM / LEARNING OBJECTIVE	METHODOLOGY / PRESENTATION	TEACHING AIDS / RESOURCES / REFERENCE	DAYS OF IMPORTANCE	ACTIVITIES INVOLVED IN BRINGING OUT THE SIGNIFICANCE OF LEARNING	LEARNING OUTCOMES	EVALUATION BASED ON PROJECT / ASSIGNMENT / ACTIVITIES	CORRELATING WITH CONSCIOUSNESS BASED EDUCATION
APRIL	I	UNE BOUM	3	L'anniversaire	La traduction – caroline organise une boum	LE LIVRE DE FRANCAIS	7- WORLD HEALTH DAY	Les produits	Les bienfaits de santé	L'heureux pendant l'anniversaire	LA DOUBTE N'APPORTE PAS L'HEUREUX, SOYEZ CONTENT, EN SANTE, ALLONS L'AMOUR COULE LE CŒUR
	II	L'anniversaire	4	Les amis se font des projets	La traduction		L'avertissement de Mal bouffe entre des Enfants	Il faut manger Les produits	On améliore son repas	Les adjectifs de doute et l'heureux	
	III	La soirée	4	Les projets	L'image de la soirée		Il faut évite	L'avertissement de malbouffe	Les visions de sante		
	IV	Les amis	4	S'arrivent ensemble avec des cadeaux	L'image de la soirée		Diviser les produits Les bons et les Mauvais avec les images	Les aliments bons	L'amour avec ses parents		


JUNE	I	JEANNE D'ARC	6	L'histoire	La traduction – les vocabulaires	LE LIVRE DE FRANCAIS	8- WORLD OCEAN DAY	L'explication de TOUTES les océans	Les bienfaits d'océane	Les difficultés de la vie de Jeanne	La vie n'est pas l'offense pas de stress, c'est une bénédiction
	II	JEANNE D'ARC	6	Les images	Le web page – montre Des images de Jeanne			Les déchets De l'océane	On améliore son repas	Vos difficultés chez vous et dans l'école	
	III	LA VIE DE MANNEQUIN EST-ELLE FACILE	6	Les vocabulaires de Boum	Les Learning apps – Le questionnaire de vocabulaire	LE CAHIER DE FRANCAIS	La discours de la nature plutôt de l'océane	Les sensibilisations Il faut éviter Forme un groupe Et nommez	L'avertissement Parmi les jeunes	Répondez et remplis – le stress	
	IV	LA VIE DE MANNEQUIN EST-ELLE FAC	6	Décrite son boum L'écriture	Les images- les projets Pendant l'anniversaire			Les fruits de mer dans Votre région - L'image	On peut décider le bon pour la santé	Les exercices de grammaire Les bénédictions dans vous	
JULY	I	ON VOYAGE	6	Les vacances	La traduction	LE LIVRE DE FRANCAIS	28- World Nature Conservation Day	Les vocabulaires De Nature	Les mots varient	L'oral des mots Les positivités dans la vie	Pensée la négativité dans la vie comme la petite goutte tombe dans l'océane

	II	ON VOYAGE	6	Les voyages	Le web page – montre Des endroits variés		Si vous allez aux vacances, comment on conserve l'environnement	Les vacances En nature	Une rédaction	Les causes de la négativité dans la vie	
	III	BON VOYAGE	6	Les vocabulaires de vacation	Kahoot – Le questionnaire de vocabulaire	LE CAHIER DE FRANCAIS		Un débat – De protéger	L'oral	Répondez et remplis	
	IV	BON VOYAGE	6	Décrite son voyage L'écriture	Les images- les projets Pendant une vacance			En future Ou allez-vous ?	Les verbes futurs	Les positivités	
AUGUST	I	DES NOUVELLES DE LYON	5	Les monuments de Lyon	La traduction – les vocabulaires	LE LIVRE DE FRANCAIS	7- FRIENDSHIP DAY Comment vous rencontrez vos amis et quelle signifiante faites	Raconte l'expérience Son ami	Les bienfaits de santé	L'oral des mots	La connaissance donne la discipline, tous les gens s'amuse avec le fruit de joie
	II	DES NOUVELLES DE LYON	5	Les images	Le web page – montre Des images			Faites un nouvel ami	On améliore son Vocabulaire	La connaissance	
	III	BON APPETIT	5	Les vocabulaires de repas	Les Learning apps – Le questionnaire de vocabulaire	LE CAHIER DE FRANCAIS		Deux groupes Faire une Conversation	L'oral peut faire	La discipline dans l'école	

AUGUST	IV	BON APPETIT	5	Décrite son repas Indien	Les images- en France	LE CAHIER DE FRANCAIS	7- FRIENDSHIP DAY	Où et quoi À manger	On peut faire L'amitié avec la	Les joies	
SEPTEMBER	I	REVISION					TEACHER'S DAY Les objective de ce jour	THANKING THE TEACHERS On vient ensemble pour e rappeler ses expériences	REVISION		
OCTOBER	I	DES INVITATIONS	5	L'histoire	La traduction – les vocabulaires	LE LIVRE DE FRANCAIS	7 – WORLD SMILE DAY Chacun partage sa blague dans la classe	L'explication de sourire, rire Heureux	Les bienfaits de soi-même	L'oral des mots	Le mouvement se commence seulemt soi-même
	II	DES INVITATIONS	5	Les images	Le web page – montre Des images de Lyon			Les blagues qui faits rire	On améliore son sante	Les négations	
	III	ANEESH PARTIRA BIENTOT	5	Les vocabulaires de LYON	Les Learning apps – Le questionnaire de vocabulaire	LE CAHIER DE FRANCAIS		Les sensibilisations De stress Il faut éviter Forme un groupe Et nommez	L'avertissement Parmi les jeunes	Répondez et remplis	

OCTOBER	IV	ANEESH PARTIRA BIENTOT	4	Décrite et L'écriture	Les images- les projets Pendant les vacances	LE CAHIER DE FRANCAIS	7 – WORLD SMILE DAY	Les comédies dans le film fanoirs - L'image	On peut décider le bon comprendre	Les exercices de grammaire Les adverbes	
NOVEMBER	I	LA METEO	6	LES SAISONS	La traduction – les vocabulaires	LE LIVRE DE FRANCAIS	14- WORLD HERITAGE WEEK Chacun choisit sa place native et explore son héritage	L'explication de PLUPART de lieux héritage	Les bienfaits d'héritage	L'oral de paradis	Le royaume de paradis s'est comme L'électricité, on ne peut pas voir mais c'est avec soi-même
	II	LA METEO	6	Les images	Le web page – montre Des images de météo de télévision			L'héritage de France	On améliore ses vocabulaires	Les paradis Comment on se sent	
	III	LA METEO	6	Les vocabulaires de météo	Les Learning apps – Le questionnaire de vocabulaire	LE CAHIER DE FRANCAIS		Les sensibilisations Il faut Former un groupe Et nommez	L'avertissement Parmi les jeunes	Répondez et remplis De voir soi-même	
	IV	LA METEO	6	Décrite et L'écriture	Les images- les projets Pendant un cyclone	Choisis un lieu héritage Votre région - L'image		On peut explorer son endroit	Où on se fait son paradis		
DECEMBER		REVISION FOR EXAMINATION									

JANUARY	I	LA METEO	5	Le récup	La traduction – les vocabulaires	LE LIVRE DE FRANCAIS	25- NATIONAL VOTERS DAY	L'importance d'élection	Les bienfaits De citoyens	L'oral des mots	La connaissance est comme l'eau, pour retirer la pureté, ce fait en écoulant
	II	LA METEO	5	LA récapitulation	Imagier un organe	Le cahier		Faites un Champaign d'avertissement d'élection	Comment on vote, une activité praticable	Récup de toutes les grammaires de la pureté	
	III	TOUS LES LECONS	6	Révisiez tous les vocabulaires	Une carte de mots dans le cahier	Le cahier	On fait voter comme les adultes La modelé jouée	Une présentation de footing dans la classe	Faites deux groupes en votant en réalité	Ecrivez une lettre	L'objective de parole est pout l'inspiration et l'amélioration
	IV	TOUS LES LECONS	5	L'oral de mots difficiles	L'orale des mots plus forte	Le dernier page de livre		Une parole d Elevés	Une parole d'une partie	Une dictée d'amélioration	
FEBRRARY	PREPARATORY EXAMINATION										
MARCH	YEARLY EXAMINATION										



HEAD MISTRESS



**Sr. HEAD MASTER /
CHIEF ACADEMIC ADVISOR**



**Sr. PRINCIPAL /
CHIEF EDUCATION OFFICER**

JAI GURU DEV
MAHARISHI VIDYA MANDIR SENIOR SECONDARY SCHOOL, CHETPET, CHENNAI – 31
SYLLABUS FOR THE ACADEMIC YEAR 2022 – 2023

STD : VIII

SUBJECT : MATHEMATICS

MONTH	WEEK	TOPIC	NO. OF PERIODS	AIM / LEARNING OBJECTIVE	METHODOLOG/PRESENTATION	TEACHING AIDS / RESOURCES / REFERENCE	DAYS OF IMPORTANCE	ACTIVITIES INVOLVED IN BRINGING OUT THE SIGNIFICANCE OF LEARNING	LEARNING OUTCOMES	EVALUATION BASED ON PROJECT / ASSIGNMENT / ACTIVITIES	CORRELATING WITH CONSCIOUSNESS BASED EDUCATION
APRIL	I	CH.1 Rational numbers <ul style="list-style-type: none"> Properties of Rational Numbers 	5	To make students understand the properties of rational numbers.	VALUES The teacher explains the Properties and operation on rational numbers using Flash cards, flow charts and illustrates examples which promotes the value of ability of thinking and promotes their confidence in learning.	<ul style="list-style-type: none"> ➤ Number line chart ➤ Textbook ➤ Black board and chalk ➤ Reference Book ➤ Properties chart ➤ Smart Board Tools 	<p>World Health Day</p> <p>History of World Health Day.</p> <p>Discussion on Themes of World Health Day.</p> <p>(Using placards & Charts)</p>	Prepare a food pyramid based on a balanced diet.	Properties of rational numbers through patterns.	Rational numbers in real life situations.	<p>“Great amount of scientific research is there to show that health is better because transcendental meditation deals with consciousness, and consciousness is the basic value of all the physical expressions. The entire creation is the expression of consciousness.”</p> <p>- H.H. Maharishi Mahesh Yogi</p>
	II	CH.1 Rational numbers <ul style="list-style-type: none"> Representing rational Numbers on a number Line Word Problems 	5	To make students understand inverse and identity properties.	The teacher illustrates rational numbers on a number line and explains the word problems.	<ul style="list-style-type: none"> ➤ Number line chart ➤ Textbook ➤ Black board and chalk ➤ Reference Book ➤ Properties chart ➤ Smart Board Tools 	<p>Role of the children to contribute on World health Day.</p> <p>Importance of World Health Day.</p> <p>Ways to lead healthy life.</p> <p>(Oral Discussion)</p>	Compare the radius of the largest planet and smallest planet and find the rational numbers between their radii.	Find out as many rational numbers as possible between two given rational numbers.	<p>Properties of rational numbers.</p> <p>Proper proportion of healthy food along with physical exercise and meditation will help to lead a healthy life.</p>	

III	<p>CH.2 Exponents or powers</p> <ul style="list-style-type: none"> Laws of Exponents Negative Exponents 	3	<p>To make students understand the concept of exponential form and laws of exponents.</p>	<p>CRITICAL THINKING</p> <p>The concept of exponents and its laws are explained using mind maps and various examples which will improve the ability of critical thinking among the students to handle the real life situations .</p>	<ul style="list-style-type: none"> ➤ Chart work ➤ Black board and chalk ➤ Text book ➤ Reference Book ➤ Properties chart ➤ Smart Board Tools 	<p>Dr.Ambedkar Birthday</p> <p>Life history of Dr. Ambedkar.</p> <p>Dr. Ambedkar's contribution to the constitution of India. (Using PPT)</p>	<p>Imagine you are on the Moon. Compare the weight of the objects that you have taken to the Moon.</p>	<p>Apply the laws of exponents.</p> <p>Express the given numbers in the standard form.</p>	<p>Applications of exponents.</p> <p>Rules of the exponents.</p> <p>Negative exponents and standard form.</p>	
IV	<p>CH.2 Exponents or powers</p> <ul style="list-style-type: none"> Laws of exponents with Integral powers Scientific notation 	3	<p>To make them understand the applications of powers in real life situations.</p>	<p>The concept of Integral Powers and Scientific notation is explained through various illustrations.</p>	<ul style="list-style-type: none"> ➤ Chart work ➤ Black board and chalk ➤ Text book ➤ Reference Book ➤ Properties chart ➤ Smart Board Tools 	<p>Role in prompting gender equality and untouchability.</p> <p>(Using PPT)</p>	<p>Explore and Express in Scientific notations.</p> <p>(Example : The distance of the sun from the Earth and Galaxy, Mass of the Uranus etc)</p>	<p>Create a spinning wheel based on the rules of exponents.</p>	<p>Exponents with Integral powers and Scientific notation.</p>	

JUNE	I	CH.3 - Square and Square Root ; Cube and Cube Root • Finding the Square and Square root of a number.	7	Find squares and square roots using different methods.	CONCEPTUAL LEARNING The teacher explains the concept of squares and square roots of a number using flash cards through conceptual learning to acquire the knowledge of perfect squares.	<ul style="list-style-type: none"> ➤ Flash cards ➤ Chart work ➤ Blackboard and chalk ➤ Text book ➤ Reference Book ➤ Smart Board Tools 	World Oceans Day What is the importance of Oceans Day & themes of the day ? Discussing plastics leak into Oceans. (Group Discussion)	Find the Square root of the quantity of plastic leak into the ocean from 2010 - 2022 and stick the pictures related the topic. Ocean day : Crack the code. (SAY NO TO PLASTIC)	<ul style="list-style-type: none"> ➤ Finding the square root of the products of two numbers. ➤ Find the square root of decimal numbers and non-perfect squares. 	Finding the square root of number using different methods.	<p style="text-align: center;">“Just think of any negativity that comes to you as a rain drop falling into the ocean of your bliss.”</p> <p style="text-align: center;">-H.H. Maharishi Mahesh Yogi</p>
	II	CH.3 - Square and Square Root ; Cube and Cube Root • Finding the cube and cube root of a number.	7	Find cubes and cube roots of numbers using different methods.	The teacher explains the cube and cube roots of a number using flash cards.	<ul style="list-style-type: none"> ➤ Games and puzzles ➤ Blackboard and chalk ➤ Text book ➤ Smart Board Tools 	Discussing the ways and prevention to stop ocean plastic pollution. (Weaving out slogans and coining about the topic)	Make a poster related to “STOP OCEAN PLASTIC POLLUTION”	Find and analyse the cube root of the numbers and identify perfect cubes.	Finding the cube root of a number using different methods. The square of negative numbers is always positive. Positive thinking allow our thought to wander and create. Always think positively.	
	III	CH.5 - Algebraic Expressions and Factorization • Multiplication & Division of the algebraic expressions • Algebraic Identities	5	To enable students to understand the multiplication and division of Algebraic Expressions and Algebraic Identities.	STORY TELLING The teacher explains the algebraic expression by narrating a story to make the students understand and apply the knowledge in various scenarios.	<ul style="list-style-type: none"> ➤ Flash cards ➤ Text book ➤ Blackboard and chalk ➤ Identity kit ➤ Smart board tools 	World Population Day Why do we celebrate world population day ? (Chart Work)	Data Collection Collect the Population of India, China, Pakistan, Japan and USA and compare them.	Use various algebraic identities to Solve real-life problems.	Multiplication and Division of binomial and trinomial expressions and standard identities.	

	IV	CH.5 - Algebraic Expressions and Factorization <ul style="list-style-type: none"> Factorization using H.C.F method Regrouping the terms Splitting of terms 	5	To understand factorization of Algebraic Expressions.	Students will be introduced to learn and practice on different types of factorization.	<ul style="list-style-type: none"> Flash cards Text book Blackboard and chalk Reference book Smart board tools 	Highlighting the purpose and background of world population day. (Audio-visual Aids)	Compare your family members age and frame algebraic expressions for the same.	Factorize algebraic expressions.	Factorization of algebraic expressions using Identities.	
JUJY	I	CH.6 - Linear Equations in One Variable <ul style="list-style-type: none"> Solving Linear Equations 	6	To evaluate and understand linear equations in one variable ,Rules for solving an equation ,Root of an equation.	ART INTEGRATED LEARNING The teacher explains the rules for solving an equation using mind map as a tool to enhance the art integrated learning among the students.	<ul style="list-style-type: none"> Square tiles Text book Reference Book Blackboard and chalk Smart board tools 	Daughters day Why daughters day is celebrated? (Audio - Visual Aids)	Solve the Equations. Find the total income of your family. If your family spends one-fifth for groceries and one-third for education and the rest for savings . Calculate the amount spent for each category.	Identify the rules to solve linear equations.	Solving real life problems based on linear equations.	“ The whole purpose of life is to gain enlightenment. Nothing else is significant compared to that completely natural, exalted state of consciousness. So always strive for that. Set your life around that goal. Don't get caught up in small things, and then it will be yours.” - H.H. Maharishi Mahesh Yogi
	II	CH.6 - Linear Equations in One Variable <ul style="list-style-type: none"> Word Problems 	4	Students will be introduced to solve Word Problems in linear equations related to real life situations.	STORY TELLING The teacher explains the problem solving method with various real life examples by weaving a story using square tiles.	<ul style="list-style-type: none"> Square tiles Text book Reference Book Blackboard and chalk Smart board tools 	Charts emphasizing on Daughters day quotes.	Frame your own equations to obtain your sisters / mother's date of birth.	Solve linear equations by relating to real life situations.	Solving age problems related to linear equations.	
	III	CH.7 Commercial Mathematics <ul style="list-style-type: none"> Two types of Variations Percentage 	7	The learners will be motivated to learn and explore on the two types of variations and application of percentage.	STORY TELLING The teacher delivers the concept to students by using deductive method where the rules, formulas and the explanation of the terms related to the types of variations and percentages are illustrated followed by specific instances and examples.	<ul style="list-style-type: none"> Advertisements for banks Using the concept of a century to explain percentage as parts of a whole. Text book Blackboard and chalk Smart board tool 	Discussing the importance of Daughters day by peer-to-peer interaction.	Collect the cost of five models of mobile phone and find the difference in the cost of the same model for the past four years and calculate the decrease percentage .	Finding the difference between direct and inverse variations and percentage.	Understanding comparison in real life situations. Business Mathematics helps in analysing the real-life problems and finding out the appropriate solutions.	

	IV	CH.7 Commercial Mathematics <ul style="list-style-type: none"> Profit and loss Discount and marked price 	7	To make students understand the concept of profit and loss, overhead expenses, discounts and taxes.	COLLABORATIVE LEARNING The teacher explains the profit and loss incurred in buying and selling goods (with and without overhead expenses) through role play.	<ul style="list-style-type: none"> Chits of paper with cost of item written on them. Advertisements on discount coupons and tax payments. Text book Reference Book Black Board and chalk Smart board tools 	Daughters day Significance of Daughter's Day through a small story.	Visit a Pizza corner and collect the prices of ingredients and toppings and prepare your own pizza . calculate your total expenses for 5 slices . How much will you charge per slice so that you make a profit?	Finding the meaning of making a profit or loss, what are discounts and taxes.	Evaluated by oral quiz by recapitulating the formulae . Analyse the real life situation while shopping.	
AUGUST	I	CH. 8 Simple Interest and Compound Interest <ul style="list-style-type: none"> Simple Interest 	6	To make students understand the concept of Simple Interest and to manipulate the interest formulae to solve for different variables.	CRITICAL THINKING The teacher explains the formulae to calculate simple Interest, principal, rate of interest and to make students to gain the critical thinking skills to handle the financial situations.	<ul style="list-style-type: none"> Text book Chart work Reference Book Black Board and chalk Smart board tools 	World Photography day Emphasizing on the importance of cameras and photography in our lives.	Collect the information about Interest rate (rate of interest) for deposit amount in 5 different banks and calculate simple interest and total amount gained on your initial deposit after 6 months ,1 year & 5 years. Prepare a booklet to record your observations.	Calculating the interest for the principal when it is compounded quarterly, half yearly and annually .	Finding the Simple interest when the interest is compounded quarterly, Half-yearly and annually.	"Knowledge gives humbleness. When the mangoes are full on the tree then the tree bows down. As the fruit comes, it bows to earth for all people to enjoy."
	II	CH. 8 Simple Interest and Compound Interest <ul style="list-style-type: none"> Compound Interest 	5	To make students understand the concept of Compound Interest and to manipulate the interest formulae to solve for different variables.	The teacher explains the formulae to calculate Compound Interest, principal, rate of interest and time.	<ul style="list-style-type: none"> Chart work Text book Reference Book Black Board and chalk Smart board tools 	World Photography day Discussion about documenting memorable lifetime events of our lives through pixels.	Visit the nearest bank and observe the different bank counters. Find the difference between the fixed deposit rates and recurring deposit rates . Using the information gathered, find the interest earned on a FD of rupees one Lakh after a year. Take the photograph of the bank and create a handout of the details collected.	Differentiating Simple Interest and compound interest and will be able to relate with real life situations.	Finding the compound interest when the interest is compounded annually. Saving money helps navigate tricky situations , meet financial obligations and build wealth. Everyone must inculcate the habit of saving money to enjoy the fruit in future.	- H.H.Maharishi Mahesh Yogi

	III	CH.10 Construction of Quadrilaterals (Ex 10.1)	5	The student constructs different quadrilaterals using compass and straight edge.	EXPERIENTIAL LEARNING The teacher will explain the construction of quadrilaterals with different measures to engage the students by learning and doing method.	➤ Geometry kit ➤ Text book ➤ Reference Book ➤ Black Board and chalk ➤ Smart board tools	World Photography day Attractive posters and placards on celebrating world photography day.	Design / Draw a Quadrilateral City using different types of quadrilaterals.	Apply the knowledge to construct the quadrilaterals for the given measurements.	Construction of different quadrilaterals for the given sets of sides and angles.
	IV	CH.10 Construction of Quadrilaterals (Ex 10.2)	4			➤ Geometry kit ➤ Text book ➤ Reference Book ➤ Black Board and chalk ➤ Smart board tools	Coining out the technology used in photograph.	Collect the photos of monuments which represents the shape of quadrilaterals and make a scrap book.		
SEPTEMBER			2	HALF YEARLY EXAMINATION			International Literacy Day Oral Discussion on the Theme of International Literacy Day.	Collect the information about the literates and illiterates from any five states and tabulate your recordings.		

I	<p>CH.9 Quadrilaterals</p> <ul style="list-style-type: none"> • Angle Sum Property • Exterior Angle property 	6	Solves problems related to angles of a quadrilateral using angle sum property and properties of parallelograms.	The teacher will demonstrate the properties of quadrilaterals by giving various examples .	<ul style="list-style-type: none"> ➤ Models/ Mind map ➤ Text book ➤ Reference Book ➤ Black Board and chalk ➤ Smart board tools. 	<p>World Elders day</p> <p>Fostering the importance to respect elders and make them happy . Through impactful speech.</p>	<p>A national highway network that connects the four metropolitan cities of India in four directions (Delhi , Chennai, Kolkata and Mumbai) .</p> <ul style="list-style-type: none"> ➤ Observe the shape formed and name it, also find its perimeter 	Explain the properties of quadrilaterals.	Properties of quadrilaterals.
II	<p>CH.9 Quadrilaterals</p> <ul style="list-style-type: none"> • Properties of parallelogram 	4	Establishes the relationship between the properties of parallelogram through reasoning.	The teacher explains properties of special parallelograms with examples.	<ul style="list-style-type: none"> ➤ Models/ Mind map ➤ Text book ➤ Reference Book ➤ Black Board and chalk ➤ Smart board tools 	<p>Group Discussion on how to celebrate world Elders day.</p>	<p>Make a jewellery design using the shape of quadrilaterals and present the gift to your grandparents/elders.</p>	Distinguish between different types of special parallelograms	Properties of Special parallelograms.
III	<p>CH.11 Area of Polygons</p> <ul style="list-style-type: none"> • Area of trapezium • Area of Rhombus • Area of Parallelogram • Area of Quadrilateral 	6	<ul style="list-style-type: none"> • Define 'polygon' • List the types of polygons. • Identify and classify polygons 	<p>CREATIVE THINKING</p> <p>The teacher uses demonstration method to explain the area of quadrilateral, trapezium, rhombus, polygon to promote the creative thinking.</p>	<ul style="list-style-type: none"> ➤ Paper models ➤ Markers ➤ Text book ➤ Black Board and chalk ➤ Reference Book ➤ Smart board tools 	<p>World Post office day</p> <ul style="list-style-type: none"> ➤ Origin of the world Post office day. ➤ Timeline on the advancement of postal service. 	<ul style="list-style-type: none"> ➤ Draw any five irregular shapes and transform it to a regular shape and find its area. ➤ Prepare a booklet to explore the countries who have produced pentagonal and hexagonal stamps. 	<ul style="list-style-type: none"> ➤ Recognise the concepts oriented with polygons. ➤ Examine exercises for all topics in this unit. ➤ Determine which concepts and formulae are needed to complete each practice exercise. 	Calculating the area of shapes like trapezium and other polygons using formulae.

“Water the root to enjoy the fruit”.
-H.H. Maharishi Mahesh Yogi

IV	<p>CH.13 Probability</p> <ul style="list-style-type: none"> • Sample space • Favourable outcomes • Sure & Impossible Event • Probability of the event 	3	<p>Define a random experiment, find the outcomes of various random experiments , identify the sample space and events of random experiments.</p>	<p>The teacher explains about :</p> <p>Sample space</p> <p>Possible / Impossible event</p> <p>Formula to find the probability of the event.</p>	<ul style="list-style-type: none"> ➤ Models of playing cards, coin, dice etc ➤ Flash cards ➤ Black Board and chalk ➤ Text book ➤ Reference Book ➤ Smart board tools 	<p>World Post office day</p> <p>Discussion on the world's oldest post office day.</p>	<ul style="list-style-type: none"> ➤ Collect the blood group of your family members and friends and find the probability of each blood group. ➤ Collage work on the topic postal system in India. 	<p>Applies the concept of probability in solving problems like throwing dice and tossing coins related to real life situations.</p>	<p>Calculating the probability of different events.</p> <p>Consider nothing is impossible , then treat all possibilities as probabilities.</p>	
I	<p>CH.12. Volume and Surface Area</p> <ul style="list-style-type: none"> • Volume of 3D shapes 	8	<p>To calculate volume of 3D shapes like cube , cuboid and cylinder.</p>	<p>CRITICAL THINKING</p> <p>The teacher explains how to derive the formula for finding the volume of 3D shapes (cube, cuboid, right circular cylinder, hollow cylinder) and apply the formula to find their volumes which will trigger the critical thinking skills.</p>	<ul style="list-style-type: none"> ➤ Models of 3D shapes (Cube , cuboid , cylinder) ➤ Text book ➤ Black Board and chalk ➤ Reference Book ➤ Smart board tools 	<p>World Integration Day</p> <p>Significance & History of World Integration day.</p> <p>(Video presentation)</p>	<p>Visit a nearby dairy product unit and find how they measure the capacity and volume of milk in the cylinders.Observe how much amount of milk is used for producing a single unit of dairy by-product.</p>	<p>Calculates volume of cuboidal and cylindrical objects.</p>	<p>Finding the volume of the given 3Dshapes.</p>	<p>"All speech, action and behaviour are fluctuations of consciousness. All life emerges from, and is sustained in, consciousness. The whole universe is the expression of consciousness. The reality of the universe is one unbounded ocean of consciousness in motion."</p>
II	<p>CH.12. Volume and Surface Area</p> <ul style="list-style-type: none"> • Lateral Surface Area and Total Surface Area 	6	<p>To calculate surface area and volume of 3D shapes and understands the mathematical relationship between surface area and volume.</p>	<p>The teacher explains how to derive the formula for finding the lateral surface area and total surface area of 3D shapes (cube, cuboid, right circular cylinder , hollow cylinder) and apply the formula to find their volumes.</p>	<ul style="list-style-type: none"> ➤ Models of 3D shapes (Cube , cuboid , cylinder) ➤ Text book ➤ Black Board and chalk ➤ Reference Book ➤ Smart board tools 		<p>Find the dimensions of five holy places. Calculate the lateral surface and total surface area and express in square feet.</p>	<p>Calculates lateral surface area and total surface area of cuboidal and cylindrical objects.</p>	<p>Finding the curved surface,total surface area and of the given 3D shapes.</p>	<p>-H.H. Maharishi Mahesh Yogi</p>

DECEMBER	III	CH.15 Representing 3D in 2D <ul style="list-style-type: none"> Edges, vertices and faces Nets of 3D shapes Euler's formula 	5	Representing three dimensional objects using two dimensional representations. Understanding the nested solids, Nets of 3D shapes and Euler's formula.	CONCEPTUAL LEARNING The teacher explains : The concept of 2D and 3D shapes and illustrates the difference between 2D and 3D shapes. Verifies Euler's formula for Polyhedron.	<ul style="list-style-type: none"> Models of 2D and 3D shapes Chart Text book Black Board and chalk Reference Book Smart board tools 	World Integration Day Inspirational Quotes on Integration Day	Make a list of at least 10 different musical instruments and identify the 3D shapes that they are made of.	<ul style="list-style-type: none"> Represents 3D shapes on plane surface and verifies Euler's relations. Identifies and draw different views and nets of 3D shapes. 	Verifying Euler's formula. One missing face will not give proper 3D Shape. Nothing is possible without consciousness. Because behaviour arises from the level of one's consciousness.
	IV	CH.14 Data Handling <ul style="list-style-type: none"> Histogram Pie Chart 	5	<ul style="list-style-type: none"> Developing the skills to collect, organise, display, analyse and interpret the information. Understand to draw histogram and pie chart. 	The teacher explains to arrange ungrouped data into groups Display grouped data in the form of frequency distribution table and distinguish between discrete and continuous variables. To read and construct a pie chart.	<ul style="list-style-type: none"> Graph chart Text book Black Board and chalk Reference Book Smart board tools 	World Integration day Highlighting the motto of World Integration day.	Collect the information about the monthly expenditure of your family on different components represent the data using a pie chart.	Analyse and Interpret the data in the form of pie chart and histogram.	Evaluated on drawing histogram and pie-chart for the given data.
				2	ASSESSMENT			GREAT MATHEMATICIAN RAMANUJAN'S BIRTHDAY Power Point Presentation on the life and achievements of Shri Srinivasa Ramanujan.	<ul style="list-style-type: none"> Create a Biopic of the Indian mathematics genius Shri Srinivasa Ramanujan and prepare a handouts on the patterns created by Shri Srinivasa Ramanujan. 	

I	<p>CH.16. Introduction to Graphs</p> <ul style="list-style-type: none"> • Cartesian plane • Quadrants • Linear and Line graphs 	6	<p>To understand the Cartesian plane , quadrants , line graphs.</p>	<p>EXPERIENTIAL LEARNING</p> <p>The teacher explains how to divide the Cartesian plane into quadrants with signs and also explains which quadrants the points belongs to with various examples which reflects the students learning by doing.</p>	<ul style="list-style-type: none"> ➤ Sheets of graph paper ➤ Cut-outs of number lines ➤ Chart paper ➤ Text book ➤ Black Board and chalk ➤ Reference Book ➤ Smart board tools 	<p>World Voters day</p> <p>Stressing out the importance of voting as a citizen of India .</p> <p>Quoting out the Main objective behind the celebration</p>	<p>Gather the information about the polling vote percentage of five different parties in Tamil Nadu Local body Election in your area and Plot a graph for the same data.</p>	<p>To locate points on the four quadrants.</p>	<p>Evaluated on linear graph, perimeter - side graph and simple interest -Time Graph.</p>	<p>“The whole effect of activity is to enrich the feeling of the other.”</p>
II	<p>CH.16. Introduction to Graphs</p>	6	<p>To understand the linear graphs and locating and plotting a point on the Cartesian plane.</p>	<p>The teacher explains how to locate and plot the points on a Cartesian plane.</p>	<ul style="list-style-type: none"> ➤ Sheets of graph paper ➤ Cut-outs of number lines ➤ Chart paper ➤ Text book ➤ Black Board and chalk ➤ Reference Book ➤ Smart board tools 	<p>World Voters day</p> <p>Discussion on the theme “No Voter to be left behind”</p>	<p>Draw a graph representing the relation between the length of a rectangle and its perimeter , taking the breadth as a constant values. Plot the graph for a minimum of 5 values.</p>	<p>To depict the points on the Cartesian plane using the coordinate axes.</p>	<p>Evaluated on types of graphs.</p> <p>We cannot just look at a country by looking at charts, graphs and modelling the economy. Behind the numbers there are people who must be respected for radiating their energy with good deeds.</p>	<p>- H.H. Maharishi Mahesh Yogi</p>

	III	CH.10. Construction of Quadrilaterals (Ex 10.3) (Parallelogram and rectangle)	5	To construct a parallelogram and rectangle using different measurements.	The teacher explains how to construct special parallelograms such as rectangle.	<ul style="list-style-type: none"> ➤ Geometry Kit ➤ Text book ➤ Black Board and chalk ➤ Reference Book ➤ Smart board tools 	World Voters day PPT on the theme "My Vote is my Future- Power of One Vote."				Construction of special quadrilaterals (Parallelogram and Rectangle)
	IV	CH.10. Construction of quadrilaterals (Ex 10.3) (Rhombus and Square)	4	To construct a Rhombus and Square using different measurements.	The teacher explains how to construct special parallelograms such as Rhombus and square.	<ul style="list-style-type: none"> ➤ Geometry Kit ➤ Text book ➤ Black Board and chalk ➤ Reference Book ➤ Smart board tools 	World Voters day Chart work on Inspirational Quotes /slogans on World Voters day.	<ul style="list-style-type: none"> ➤ Design a colourful quadrilateral robot on the A4 paper. ➤ Use a ruler to design your own robot with four sided polygon. 	Constructs special types of quadrilaterals using compasses and straight edge.	Construction of special quadrilaterals (Rhombus and Square)	
FEBRUARY			2	PREPARATORY EXAMINATION			Mother Language Day Briefing on what is meant by mother language day via PPT and Posters Laying out insights on the origin, history and importance of Mother Language Day through lectures.	Collect the data of mother tongue of every child in your class and represent the data in a pie chart.			
MARCH	YEARLY EXAMINATION										



HEAD MISTRESS



**Sr. HEAD MASTER /
CHIEF ACADEMIC ADVISOR**



**Sr. PRINCIPAL /
CHIEF EDUCATION OFFICER**


JAI GURU DEV
MAHARISHI VIDYA MANDIR SENIOR SECONDARY SCHOOL,
CHETPET, CHENNAI – 31

LAB SYLLABUS FOR THE ACADEMIC YEAR 2022 – 2023

CLASS: VIII

SUBJECT: MATHEMATICS

MONTH	TOPIC / CHAPTER	ACTIVITY	NO. OF PERIODS
APRIL	Rational Numbers	Finding rational numbers between two rational numbers.	2
JUNE	Exponents or powers	Finding the exponential value by paper folding.	2
JULY	Square & square roots; Cube and cube roots	Finding the Square root of given numbers.	2
AUGUST	Algebraic expression and Factorisation	Determine the factors of a polynomial by splitting the middle terms.	2
SEPTEMBER	HALF – YEARLY EXAMINATION		
OCTOBER	Quadrilaterals	Finding the sum of interior angles of any polygon.	2
NOVEMBER	Volume and Surface Area	Calculating volume of a solid.	2
DECEMBER	ASSESSMENT		
JANUARY	Introduction to graphs	Plotting points in a Cartesian plane.	2
FEBRUARY	PREPARATORY EXAMINATION		
MARCH	YEARLY EXAMINATION		


HEAD MISTRESS


Sr. HEAD MASTER /
CHIEF ACADEMIC ADVISOR


Sr. PRINCIPAL /
CHIEF EDUCATION OFFICER

JAI GURU DEV

MAHARISHI VIDYA MANDIR SENIOR SECONDARY SCHOOL, CHETPET, CHENNAI- 31

SYLLABUS FOR THE ACADEMIC YEAR 2022- 2023

CLASS: VIII

SUBJECT: SCIENCE

MONTH	WE EK	TOPIC	NO. OF PER IOD S	AIM/ LEARNING OBJECTIVE	METHODOLOGY/ PRESENTATION	TEACHING AIDS/ RESOURCES / REFERENCE	DAYS OF IMPORTANCE	ACTIVITIES INVOLVED IN BRINGING OUT THE SIGNIFICANCE OF LEARNING	LEARNING OUTCOMES	EVALUATION BASED ON PROJECT/ ASSIGNMENT/ ACTIVITIES	CORRELATING WITH CONSCIOUSNESS BASED EDUCATION
A P R I L	I	LN-1 CROP PRODUCTION AND MANAGEMENT Basic agricultural practices	4	TO ENABLE THE STUDENTS TO: ❖ understand the basic agricultural practices	The teacher will explain various agricultural practices such as preparation of soil, levelling, sowing, irrigation, applying fertilizers and manures, protection and storage of crops using pictorial representation on board using chalk and story telling method.	❖ chalk ❖ board ❖ PPT	Introduction of sibling day will be narrated.	Collect some of the common weeds available in your locality.	THE STUDENT WILL: ❖ explain the various agricultural practices carried out in the process of cultivation.	The students will be evaluated by Sketching the pictures of agricultural implements used in preparation of soil and irrigation.	"Nature is favourable to our effort when human awareness is being established more and more in pure consciousness." - H. H. Maharishi Mahesh Yogi
	II	LN-1 CROP PRODUCTION AND MANAGEMENT Methods to increase crop yield and food from animals	4	❖ list and differentiate the methods to increase crop yield. ❖ Know the food obtained from animals.	The teacher will describe the methods used in increasing crop yield such as mixed cultivation and crop rotation by chalk and talk method.	❖ chalk ❖ board	10- WORLD SIBLINGS DAY The places where sibling day is celebrated will be discussed.	Album making using pictures of hybrid crops which are resistant to disease and harsh climate.	❖ discuss the different methods to increase crop production. ❖ list the food obtained from animals.	conducting slip test based on "Different methods used to increase crop yield".	

A P R I L	III	LN-4 MATERIALS: METALS AND NON-METALS Physical and Chemical Properties of metals and non-metals. chemical reactivity series and displacement reactions.	4	<ul style="list-style-type: none"> ❖ understand the basic physical properties of metals and non-metals. ❖ understand the chemical properties of metals. ❖ apply the knowledge of chemical reactivity series in chemical reactions 	The teacher will demonstrate the physical properties of metals and non-metals like physical state, lustre, colour, hardness, malleability, thermal conductivity and sonority. The teacher will demonstrate the displacement reaction between iron and copper sulphate by experimentation method.	<ul style="list-style-type: none"> ❖ common metals, ❖ non - metals used in day to day life ❖ Lab apparatus and iron nails and copper sulphate, ❖ chalk and board 	How the sibling day is celebrated will be explained.	Asked to complete balancing equations.	<ul style="list-style-type: none"> ❖ list the common physical and chemical properties of metals and non-metals. 	the physical properties and chemical properties of any one metal.	
	IV	LN-4 MATERIALS: METALS AND NON-METALS Uses of metals and non-metals.	4	<ul style="list-style-type: none"> ❖ know the uses of metals and non-metals. 	The teacher will explain the uses of metals and non-metals used in day to day life using pictures in the form of power point presentation.	<ul style="list-style-type: none"> ❖ Picture Presentation (PPT), ❖ chalk and board 	Quotes on World Siblings Day.	Drawing connecting lines to match metals and non-metals with their utility.	<ul style="list-style-type: none"> ❖ list out the uses of metals and non-metals in various fields including medicinal industry 	drawing a mind map on utility of metals and non-metals. <ul style="list-style-type: none"> ❖ The more we are aligned with the nature, it helps us thrive better. 	
J U N E	I	LN-3 SYNTHETIC POLYMERS AND PLASTICS Types of synthetic fibres, Types of plastics.	6	<ul style="list-style-type: none"> ❖ understand about the different types of synthetic fibres and their advantages and disadvantages. ❖ know the types of plastics, advantages and disadvantages and their management. 	The teacher will display the different synthetic fibres and discuss their properties and uses. The teacher will demonstrate the tensile strength and water absorbing capacity of fibres. The teacher will discuss the types of plastics with their advantages and disadvantages.	<ul style="list-style-type: none"> ❖ Strings of different types of synthetic fibres, ❖ chalk and board 	5-WORLD ENVIRONMENT DAY Constitution of united nations organisation.	Prepare posters to spread awareness about the hazards of plastic pollution.	<ul style="list-style-type: none"> ❖ discuss about the different types of fibres and plastics and its hazards. 	Group discussion will be conducted on the "Minimal use of plastics in aking the environment better".	

**J
U
N
E**

II	LN-2 MICRO ORGANISMS Types and uses of microorganisms.	6	<ul style="list-style-type: none"> ❖ know different types of microorganisms present around us. ❖ understand how microorganisms are useful to us. 	The teacher will list out the various types of microorganisms present around us by citing common examples. Will exhibit microscopic slide observation of yeast and amoeba. Uses of microorganisms will be described by the teacher with the help of pictures in the form of PPT.	<ul style="list-style-type: none"> ❖ PPT, ❖ slides and microscope, ❖ chalk and board 	How the UNO gives the theme every year-sustainable development plan	Experiential Learning will be done by conducting fermentation of sugar by yeast activity.	<ul style="list-style-type: none"> ❖ describe the uses of microorganisms. 	Oral test on "Name the microbes used in food industry".	<p style="text-align: center;">"Just think of any negativity that comes to you as a raindrop falling into the ocean of your bliss" - H. H. Maharishi Mahesh Yogi</p>
III	LN-2 MICRO ORGANISMS Harmful microbes and communicable and non-communicable diseases.	6	<ul style="list-style-type: none"> ❖ know about harmful microorganisms. ❖ know about communicable and non-communicable diseases. 	The teacher will discuss the harmful microorganisms and the diseases that are caused by microbes for human, plants and animals by showing the pictures in the form of PPT.	<ul style="list-style-type: none"> ❖ chalk ❖ board ❖ PPT 	Roles and responsibility of the people to remind only one earth.	Mention the different ways by which you can ensure that the food is not wasted in your home.	<ul style="list-style-type: none"> ❖ list the harmful microorganisms and the diseases caused by them. 	disease causing microorganisms by MCQ.	
IV	LN-12 FRICTION Friction, types, advantages, disadvantages, increasing and decreasing friction.	6	<ul style="list-style-type: none"> ❖ know about frictional force ❖ understand different types of friction and advantages and disadvantages of friction ❖ analyse the ways to reduce or increase friction 	The teacher will conduct a group discussion on the methods employed to increase or decrease friction by critical thinking method.	<ul style="list-style-type: none"> ❖ wooden box, ❖ newspaper, ❖ blanket, ❖ pencil, ❖ gears, ❖ carrom board ❖ powder, ❖ chalk and board 	Discussion on the different steps we could take to preserve and enhance the environment.	Experiential Learning Activity to show that rolling friction is less than sliding friction.	<ul style="list-style-type: none"> ❖ enlist the causes of friction ❖ describe the factors affecting friction ❖ explain advantages and disadvantages of friction. ❖ list the ways to reduce or increase friction. 	Methods to increase or decrease friction by situation based questions. It is the evolution of life which keeps going to make the creation of any organisms as a great one.	

	I	LN-6 COMBUSTION AND FLAME Combustion and its types, conditions necessary for combustion	6	<ul style="list-style-type: none"> ❖ know the different types of combustion and the conditions necessary for combustion. ❖ know and understand the different types of fire extinguishers. 	The teacher will demonstrate an activity to prove that attainment of ignition temperature is necessary for the combustion to take place.	<ul style="list-style-type: none"> ❖ PPT, ❖ demonstration method, ❖ chalk and board 	Where was it started?	Find out the number, type and location of fire extinguishers available in your school.	<ul style="list-style-type: none"> ❖ describe the working of fire extinguishers. 	list the conditions necessary for combustion.	<p>"The experience of happiness is a direct means of replenishing life energy and revitalising the mind". - H. H. Maharishi Mahesh Yogi</p>
	II	LN-6 COMBUSTION AND FLAME Flame and effect of burning fuels	6	<ul style="list-style-type: none"> ❖ analyse the zones of a flame. ❖ discuss the harmful effects of burning fuels. 	The teacher will explain the various zones of a candle flame by demonstration method. The teacher will discuss the harmful effects of burning fuels by conducting group discussion.	<ul style="list-style-type: none"> ❖ PPT ❖ demonstration method, ❖ chalk and board 	What are the components included in the forest and livelihoods?	Role play method- Different zones of a candle flame	<ul style="list-style-type: none"> ❖ identify the different zones of a candle flame. 	recall the harmful effects of burning fuels.	
	III	LN-5 COAL AND PETROLEUM Occurrence of fossil fuels	6	<ul style="list-style-type: none"> ❖ know what are natural resources and understand how coal and petroleum are formed in the earth's crust. ❖ validate the need to conserve natural resources and evaluate the uses of coal, petroleum and natural gas. 	The teacher will explain about the formation of fossil fuels with the help of video presentation and story telling method. The teacher will explain the uses of fossil fuels by chalk and talk method.	<ul style="list-style-type: none"> ❖ video presentation - PPT, ❖ chalk and board 	Discussion on the steps to be taken for the conservation of flora and fauna.	Find out the location of major thermal power plants in India.	<ul style="list-style-type: none"> ❖ describe the formation of coal and petroleum, fractional distillation of petroleum. ❖ list the uses of petroleum products. 	Mind map on formation of coal and petroleum.	
	IV	LN-7 CONSERVATION OF PLANTS AND ANIMALS Biodiversity	6	<ul style="list-style-type: none"> ❖ know the importance of biodiversity. ❖ know the causes of biodiversity. ❖ understand the importance of conservation ❖ understand the methods of conserving forests and wild life. 	The teacher will explain the causes of biodiversity by conducting the group discussion and the methods of conservation of forests by pictorial presentation in the form of PPT.	<ul style="list-style-type: none"> ❖ PPT ❖ animated videos, ❖ chalk and board 	28- WORLD NATURE CONSERVATION DAY	Read about the diminishing number of sparrows and write an informative article titled- "DISAPPEARING SPARROWS".	<ul style="list-style-type: none"> ❖ discuss the importance of conserving nature and making use of natural resources judiciously 	Find out the number of national parks, biosphere reserves and wild life sanctuaries in your state. Try to identify the flora and fauna of your area and list them. * Conserve the nature to sustain and inherit its vital energy to the future generation.	

**A
U
G
U
S
T**

I	LN-8 CELL: STRUCTURE AND FUNCTIONS Cells and its variation	5	<ul style="list-style-type: none"> ❖ understand the importance of cells. ❖ understand the variation in cells. 	The teacher will explain the variation in cells by showing the models of slides of various cells like RBC, WBC and plant cell using power point presentation and art integrated learning method.	<ul style="list-style-type: none"> ❖ PPT slides of various cells, ❖ chalk and board 	7-NATIONAL HANDLOOM DAY	make primitive handloom using waste materials.	<ul style="list-style-type: none"> ❖ describe the importance of cell. ❖ describe the variation in cells. 	variation in cells by pictures	<p>"Life finds its purpose and fulfillment in the expansion of happiness". - H. H. Maharishi Mahesh Yogi</p>
II	LN-8 CELL: STRUCTURE AND FUNCTIONS Cell organelles	5	<ul style="list-style-type: none"> ❖ analyse the structure of the cell. ❖ understand the functions of cell organelles. 	The teacher will explain the functions of each cell organelle by showing the pictures using power point presentation.	<ul style="list-style-type: none"> ❖ chalk ❖ board ❖ PPT 	How handloom industry is operating in India.	Observation of human cheek cell and onion peel under microscope.	<ul style="list-style-type: none"> ❖ identify the structure of a cell ❖ describe the functions of cell organelles. 	Compare the similarities and differences between plant cell and an animal cell.	
III	LN-11 FORCE AND PRESSURE Force, effects and types	5	<ul style="list-style-type: none"> ❖ know the force in terms of push or pull ❖ understand the effects of force. ❖ understand the different types of force. 	The teacher will explain about the force by identifying actions in daily life situations and classifying them as push or pull. Explain about different types of force by using critical thinking learning method.	<ul style="list-style-type: none"> ❖ plastic comb, bits of paper, iron pins, magnet, a rubber ball, ❖ chalk and board 	Discussion on the people involved in handloom industry. How does it contribute to the development of our country / society.	Demonstration on effects of forces based on situations.	<ul style="list-style-type: none"> ❖ explain about force and its effects. ❖ classify the different types of forces. 	writing a short story where all the different forces are involved.	
IV	LN-11 FORCE AND PRESSURE Pressure and its applications	5	<ul style="list-style-type: none"> ❖ understand the term pressure. ❖ evaluate the effect of pressure exerted by solids, liquids and gases. 	The teacher will explain the effects on pressure by discussion method.	<ul style="list-style-type: none"> ❖ A plastic bottle, a balloon, water, a paper glass, a pin, an empty plastic pipe, a rubber sheet, ❖ chalk and board 	Swadeshi movement will be explained	To conduct Demonstration on pressure exerted by a liquid under different conditions.	<ul style="list-style-type: none"> ❖ relate the force and pressure in every day life situations. 	writing the effects of pressure on solids, liquids and gases. ❖ Every small entity has its purpose to exist to make the life happy.	

S E P T E M B E R	HALF- YEARLY EXAMINATION									
							9- WORLD POSHAN DAY Initiatives taken by the Government.	Slogan writing on "Importance of balanced diet" to have a healthier society.		
							29- WORLD HEART DAY Experts message to children on heart care	Poster making on "How to keep heart healthy?"		
O C T O B E R	I	LN-13 SOUND Characteristics of sound and human ear. Noise pollution and the measures to control it.	5	<ul style="list-style-type: none"> ❖ know how sound is produced by vibrating objects ❖ understand the characteristics of sound. ❖ learn the structure of human ear. ❖ understand noise pollution and the measures to control it. 	The teacher will explain how sound is produced and the characteristics by lecture method using chalk and board. The functioning of human ear will be explained by the teacher using chart presentation. Noise pollution will be explained by suitable examples.	<ul style="list-style-type: none"> ❖ rubber band, a metal pan, wooden stick, steel tumblers, metallic spoon, a thermocol ball, ❖ chart presentation, ❖ chalk and board 	Simple solutions on how to manage emotions and to support students will be discussed.	Demonstration on how sound are produced by a jal tarang. Group discussion- Source of noise pollution and the measures to control it.	<ul style="list-style-type: none"> ❖ describe how sound is produced. ❖ explain the characteristics of sound. ❖ explain the sources of noise pollution and suggest the measures to control it. 	Slip test on "characteristics of sound".
	II	LN-14 CHEMICAL EFFECTS OF ELECTRIC CURRENT Chemical Effects of electric current and electrolytic cell	5	<ul style="list-style-type: none"> ❖ learn the chemical effects of electric current. ❖ understand working of an electrolytic cell. 	The teacher will explain the chemical effects of electric current with the lemon piece. The teacher will explain the working of an electrolytic cell using experimental method.	<ul style="list-style-type: none"> ❖ Lemon piece, connecting wires, LED bulb, ❖ chalk and board. 	10- WORLD MENTAL HEALTH DAY	Demonstration on testing the electrical conductivity of different liquids like tap water, distilled water, lime juice, common salt solution and copper sulphate solution.	<ul style="list-style-type: none"> ❖ describe the working of an electrolytic cell 	Oral test on working of an electrolytic cell.
	III	LN-14 CHEMICAL EFFECTS OF ELECTRIC CURRENT Applications of chemical effects of electric current	4	<ul style="list-style-type: none"> ❖ understand the applications of chemical effects of electric current. 	The teacher will demonstrate the activity to show deposition of metal by electrolysis.	<ul style="list-style-type: none"> ❖ Copper sulphate crystals, ❖ chalk and board 	16- WORLD FOOD DAY	"Food fiesta"	<ul style="list-style-type: none"> ❖ describe the applications of electrolysis and electro plating. 	explain the applicaitons of electric current.
										"The kingdom of heaven is like electricity. You don't see it. Its within you". H. H. Maharishi Mahesh Yogi

O C T O B E R	IV	LN-17 STARS AND THE SOLAR SYSTEM Stars and solar system	5	<ul style="list-style-type: none"> ❖ understand about universe, galaxies and stars. ❖ Differentiate between stars and planets. ❖ understand the phases of the moon. 	The teacher will explain the celestial objects and constellations and different phases of the moon with the help of video presentation.	<ul style="list-style-type: none"> ❖ Video presentation on different phases of the moon, ❖ chalk and board 	History and significance of world food day will be discussed.	Design charts on different phases of the moon	<ul style="list-style-type: none"> ❖ discuss the features of celestial objects, different stars and planets. ❖ explain the different phases of the moon. 	describe the different phases of the moon. ❖ Every individual is gifted with a great potential within. Identify and apply benefit mankind.		
	N O V E M B E R	I	LN-16 LIGHT Reflection and multiple reflection.	6	<ul style="list-style-type: none"> ❖ know the phenomenon of reflection. ❖ know the characteristics of images formed in a plane mirror. ❖ analyse about multiple reflections. 	The teacher will explain the characteristics of images formed in a plane mirror with the activity based method. The teacher will explain about the multiple reflection by demonstrating the activity using two plane mirrors .	<ul style="list-style-type: none"> ❖ chalk, ❖ board, ❖ two plane mirrors and an object 	Origin and its significance	Group discussion on multiple reflections in daily life situations.	<ul style="list-style-type: none"> ❖ list the characteristics of images formed with a plane mirror. ❖ explain multiple reflections. 	List the characteristics of images formed in a plane mirror.	Don't fight darkness. Bring the light and darkness will disappear. - H. H. Maharishi Mahesh Yogi
		II	LN-16 LIGHT Refraction and human eye.	6	<ul style="list-style-type: none"> ❖ explain refraction. ❖ analyse the structure of human eye. ❖ evaluate the functioning of human eye and its defects. 	The teacher will explain the functioning of human eye with the help of 3D-Eye model by conceptual learning method.	<ul style="list-style-type: none"> ❖ 3D model of human eye, ❖ chalk and board 	14- WORLD DIABETES DAY	Survey among the family members of neighbourhood to identify the diabetes patient and the control measures taken by them.	<ul style="list-style-type: none"> ❖ describe the functioning of human eye. ❖ discuss the defects of human eye and its correction. 	Draw a neat labelled diagram of the human eye.	
		III	LN-15 SOME NATURAL PHENOMENA Electric charge, Transferring charges, conductors and earthquakes.	6	<ul style="list-style-type: none"> ❖ know electric charge and its types. ❖ understand the functioning of lightning conductor. ❖ analyse the causes of earthquakes. ❖ discuss the methods to minimize the damaging effects of earthquakes. 	The teacher will explain the functioning of lightning conductor with the help of video presentation. The teacher will explain the causes of earthquake by collaborative learning method.	<ul style="list-style-type: none"> ❖ Balloons, comb, bits of paper, polythene strip, ❖ video presentation on lightning conductor, ❖ chalk and board 	Steps taken by the Government to reduce childhood diabetes.	Explain what steps will you take during an earthquake if you are indoors and outdoors	<ul style="list-style-type: none"> ❖ explain how to charge the objects by friction. ❖ describe about lightning-causes, effects and safety measures. ❖ explain the causes, hazards and safety measures during earthquakes. 	the various methods to minimize the damaging effect of earthquakes.	

N O V E M B E R	IV	LN-18 POLLUTION OF AIR AND WATER Air and water pollution-causes, its effects and their prevention.	6	<ul style="list-style-type: none"> ❖ know air pollution and discuss how air gets polluted. ❖ describe measures to prevent air pollution. ❖ know water pollution and discuss how water gets polluted and describe measures to prevent water pollution. ❖ understand the steps for purification of water for city supply. 	The teacher will explain the causes of air and water pollution and measures to be taken to prevent them by conducting a group discussion. The teacher will demonstrate the activity on constructing a water filter with easily available materials.	<ul style="list-style-type: none"> ❖ A plastic bottle, a paper, a fine muslin cloth, ❖ chalk and board 	Awareness camp on childhood obesity.	Compare the quality of air in a village and a town. At which place would you like to live and why? Write a report on your observations.	<ul style="list-style-type: none"> ❖ explain the purification techniques that can be adopted to purify water at small scale. 	describe the measures to be taken to prevent air and water pollution. ❖ Light energy is a nature's gift to mankind.	
	D E C E M B E R		ASSESSMENT					2- NATIONAL POLLUTION CONTROL DAY	"Awareness camp within the school campus" Placards with slogans.		
J A N U A R Y	I	LN-9 REPRODUCTION IN ANIMALS Asexual reproduction in plants and animals	5	<ul style="list-style-type: none"> ❖ know the terms-reproduction, sexual and asexual reproduction. 	The teacher will explain about asexual reproduction by using power point presentation.	<ul style="list-style-type: none"> ❖ chalk ❖ board ❖ PPT 	The harvest festival in the perspective of worshipping nature will be discussed.	Diagrammatic representation of asexual reproduction in animals.	<ul style="list-style-type: none"> ❖ differentiate between asexual and sexual reproduction. 	Slip test will be conducted on asexual reproduction	"We are born only to bless not to punish." - H. H. Maharishi Mahesh Yogi
	II	LN-9 REPRODUCTION IN ANIMALS Sexual reproduction in human beings	5	<ul style="list-style-type: none"> ❖ understand about the male and female reproductive system. ❖ understand how fertilization occurs. ❖ analyze about metamorphosis. 	The teacher will explain about the process of fertilization using the video presentation.	<ul style="list-style-type: none"> ❖ PPT and video presentation, ❖ chalk and board 	PONGAL	Make a beautiful quilled card for pongal	<ul style="list-style-type: none"> ❖ describe fertilization and sexual reproduction in animals. ❖ describe about metamorphosis. 	Report writing on fertilization.	

J A N U A R Y	III	LN-10 REACHING THE AGE OF ADOLESCENCE Endocrine glands and their functions.	6	<ul style="list-style-type: none"> ❖ know the term gland. ❖ understand about endocrine glands, their location, hormones secreted and their functions. 	The teacher will explain about endocrine glands, their location and their function with the help of tabular presentation.	❖ Chalk and board	Story behind the different days of Pongal celebration will be narrated	Draw a neat labelled diagram of endocrine system.	<ul style="list-style-type: none"> ❖ differentiate between endocrine and exocrine system. ❖ discuss the role of hormones in human body. 	Write the hormones secreted by the different endocrine glands.		
	IV	LN-10 REACHING THE AGE OF ADOLESCENCE Secondary sexual characteristics, healthy habits during adolescence.	5	<ul style="list-style-type: none"> ❖ know the changes at puberty. ❖ understand the development of secondary sexual characteristics in male and female. ❖ understand the determination of the sex of a baby. ❖ practice healthy habits during adolescence. 	The teacher will explain the secondary sexual characteristics by lecture method. The teacher will explain the determination of a sex of a baby with the help of chalk and talk method.	❖ Chalk and board	The joy of togetherness in celebrations will be emphasised	Organise a talk in class on "Going through adolescence with ease".	explain the secondary sexual characteristics. describe the determination of a sex of a baby.	Diagrammatic representation on determination of sex of a baby. ❖ Spread the fragrance of peace because all forms of life has a right to live.		
F E B R U A R Y		PREPARATORY EXAMINATION						28-NATIONAL SCIENCE DAY Why is world science day celebrated and its significance will be discussed.	Class room science exhibition-gadgets of future.			

M A R C H		YEARLY EXAMINATION	22- WORLD WATER DAY Why water day is celebrated? Availability of pure water/ the major concern. How is water getting polluted at various levels?	On the river map of chennai create checkdams for water reservoirs.	
----------------------------------	--	---------------------------	--	--	--

Kanahaiya
HEAD MISTRESS

K. m h p
**Sr. HEAD MASTER /
 CHIEF ACADEMIC ADVISOR**

B. P. ———
**Sr. PRINCIPAL /
 CHIEF EDUCATION OFFICER**

JAI GURU DEV
MAHARISHI VIDYA MANDIR SENIOR SECONDARY SCHOOL, CHETPET, CHENNAI – 31
SYLLABUS FOR THE ACADEMIC YEAR 2022 – 2023

CLASS: VIII

SUBJECT: SOCIAL SCIENCE

MONTH	WEEK	TOPIC	NO. OF PERIODS	AIM / LEARNING OBJECTIVE	METHODOLOGY / PRESENTATION	TEACHING AIDS / RESOURCES / REFERENCE	DAYS OF IMPORTANCE	ACTIVITIES INVOLVED IN BRINGING OUT THE SIGNIFICANCE OF LEARNING	LEARNING OUTCOMES	EVALUATION BASED ON PROJECT / ASSIGNMENT / ACTIVITIES	CORRELATING WITH CONSCIOUSNESS BASED EDUCATION
APRIL	I	1. When, Where and How	4	The objective is to: Overview of the period from the Medieval to the Modern period, the new geographical categories and the new sources	The teacher will: Introduce the changing nomenclature of the subcontinent and region and major developments with the frame works	Pictures, Text book	13 th April 1919 - Jallianwala Bagh Massacre The Amritsar Massacre (1919) On April 13, 1919, in Jallianwala Bagh, a square near the Sikh Golden Temple of Amritsar in India	A Glimpse of the past through a timeline (Medieval period – Independence)	The learner will: Distinguish the 'Modern Period' from the 'Medieval' and the 'Ancient' periods through the use of sources, nomenclatures used for various regions of the Indian subcontinent	Debate: Topic "The Mughal Empire could not have led India into the Modern era. Our journey will take us to the heart of the period which led to the formation of modern India. Hence creating a clear result	"No action can be performed successfully without a clear result in view." H.H. MAHARISHI MAHESH YOGI
	II	2. The Indian Constitution and the Need for Laws	4	Introduce students to the Fundamental Rights enumerated in the Indian Constitution and the concept of civic duty and about its importance	Create an understanding that the Constitution is the primary source of all our laws and the visions and the values of the Constitution and appreciate human rights which is guaranteed on the Constitution	Text book, Pictures	Write a newspaper article on: What led to the Jallianwala Bagh Massacre? After the arrest of freedom fighter Saifuddin Kitchlew in early April of 1919. And the ban imposed on Mahatma Gandhi from visiting Punjab. General Dyer had issued an order barring any form of congregations in Amritsar	Debate: Major differences between the written Constitutions of two countries namely America and India	Elucidate social and political issues in one's own region with reference to the Constitution of India and the Fundamental Rights and the Fundamental Duties with appropriate examples	Portfolio: Make a set of rules and regulations for the Class, which you can adopt as class constitution	

APRIL	III	3. The Expansion of British Power in India	4	Broadview on the story of how the trading company became the political power and how the consolidation of the British power was linked to the formation of colonial armies and administrative structures	Identify the manner in which the English East India Company emerged as the sole trading company in India and battles of Plassey and Buxar as turning points in the political history of the period	Text book, Map	Aftermath of the Massacre: The Amritsar massacre	From traders to rulers: Imagine you're a trader. State the methods and policies	Understand the manner in which the English East India Company emerged as the sole trading company in India and how the English East India Company became the most dominant power	Dictionary: Discovery Use the dictionary and find the meaning and the alternative of the words which are in block letters in the text book	
	IV	4. Resources	4	Create an understanding on the Natural, Human and Human-made resources and the methods used in conserving the resources have a short life span	Illustrate the meaning of resources, its variety, location and the distribution of resources	Text book, PPT, Pictures	Write a documentary: On the Reason behind General Dyer's action. General Dyer opened fire on the gathering at Jallianwala Bagh in order to strictly enforce Martial Law prevailing that was in effect at Amritsar during the time	Time to Research: On our country's illegal mining and indiscriminate felling of trees, prepare a report and make a presentation in class	Analyse the meaning and importance of resource planning and Factors responsible for land degradation and conservation Measures	Draw up a list of resources and also classify them in natural and human made resources	
JUNE	I	5. Vision of The Indian Constitution	6	Introduce the students to the Fundamental Rights enumerated in the Indian Constitution, and the rule of law and values of the Constitution	Gain a sense to appreciate our continuous involvement with the Constitution as a living document and to understand laws as evolving and are subject to change	Text book, Pictures, Newspaper clippings	12 th JUNE WORLD CHILD LABOUR Definition: The term child labour suggest ILO is best defined as work that deprives Children of the childhood	Report: Write a report for a newspaper describing the plight of child labourers working as domestic servants in your locality	Appreciate the importance of the fundamental rights guaranteed by our constitution and the principles guiding it, with a focus on secularism	Recite: The Preamble and state what it means to you as an individual	
	II	6. Natural Resources- Land, Soil and water	5	Identify the different types of rocks. Know about the nature of the soil, water and its composition and the importance of its conservation	Understand the importance of resources in our life and various natural resources for the purpose of habitation	Text book, Pictures, PPT	PROHIBITION AND REGULATION ACT It is a cognizable criminal offence to employ a child below the age of 14 for any work	Chart Work: Illustrating the Water Cycle	Understand that it's important to plan our usage of natural resources and use it very carefully and skilfully and judicious use of resources for sustainable development	Group Discussion: Compare canal irrigation and tank irrigation. Discuss which one is more beneficial and why	"Water the root to enjoy the fruit." H.H. MAHARISHI MAHESH YOGI

JUNE	III	7. Rural Life and Society	7	Overview of changes within the rural society through a focus on two contrasting regions and the growth of new crops often disrupted the rhythms of peasant's life and led to revolts	Explain the colonial agrarian policies that greatly affected the peasants and landlords, the growth of commercial crops and the peasant revolt focusing on the indigo rebellions	Text book, PPT	12 th JUNE - WORLD DAY AGAINST CHILD LABOUR UNICEF works with Government and with profit agencies to put in place the necessary policies frame work to end child labour	Picture Study: Pictures are shown of victims of the Madras Famine Oof 1876, waiting for relief. (a) What does the picture tell you about the relief efforts of the administration?	Explain how the colonial agrarian policies affected peasants and landlords in India and a board view of changes within the rural society	Read the story of Neel Darpan by Dinabandhu Mitra and find out What policies of the indigo planters it criticised	
	IV	8. Natural Resources- Natural Vegetation and Wildlife	6	Establish a clear view on the natural resources that cover large areas of the globe and the various types of vegetation and wildlife	Simplify the concept that natural resources both of vegetation and wildlife largely influence humankind	Text book, PPT, Pictures	EFFECTS OF CHILD LABOUR Child labour can result in extreme bodily and physical harm	Map Skill: Using the atlas, name some areas which have the equatorial rainforest, temperate grasslands and deserts	Highlight the interrelationship between natural vegetation and wildlife, their distribution and assess the roles they play in our lives	Think and Share: How does the extinction of a particular species of plants and animals affect millions of lives?	
JULY	I	9. Colonialism and Tribal Societies.	6	Focus on the changes within tribal economies and societies in the 19 th century - Birsa Munda a tribal who fought for his rights	Illustrating facts on the aspect which brought regions under the colonial administration during the second half of the 18 th century which disrupted the self-sufficient community of the tribal people	Text book, Pictures	7 th JULY – VANA MAHOTSAVA DAY Vana Mahotsava means 'TREE FESTIVAL'. This tree planting festival is observed annually over a period of week starting from 1 st July to 7th July	Group Discussion: Read the play by Neel Darpan by Dinabandhu Mitra and find out what policies of the indigo planters it criticised	Elaborate on the changes that took place within the tribal economies and societies in the 19 th century and the three major land revenue systems	Imagine that you are small farmer from a village in the Madras Presidency where crops have failed. Write an application to the local collector asking for relaxation in revenue collection	
		10. Government at the Centre	4	Overview the Parliament of India and its role, composition of the legislature, executive, procedure of the law making, and passing of the money bills	Describing the Parliament at the centre which consist of two houses the Lok and Rajya Sabha	Text book, Pictures.		Witness Parliament debate, media and by providing new paper on the new policies introduced	Explain the role of our government in the economic development of the country	Debating: On the need to reserve some seats for women in the Parliament	

JULY	II	11. Crafts and Industries	5	Highlight the pre-colonial times when India was a flourishing centre of traditional craft and industry, the process of de-industrialisation and de-urbanisation and the growth of industries in the 20 th Century	Explain few of the ideas the British had to accomplish on Indian soil and how India became a supplier of raw material for Britain's industries	Text book, PPT, Pictures	<p>HIGHLIGHTS:</p> <p>India has taken a target of creating additional 2 billion carbon sequestration by 2030.</p> <p>On Van Mahotsav, people plant saplings and encourage more people and various plantation drives are also carried out</p>	Report writing on Wootz steel produced in South India.	Assess the reasons for the decline of handicrafts in India in the 19 th century and the technologies of weaving and the lives of weavers of India	Create a case study on at least two traditional weaving communities in India. Stick pictures	
	III	12. Agriculture	4	Introduce the term farming which is one of the most basic and oldest human activity practised throughout the world and the steps taken for increasing agricultural development of India	Create an understanding on the factors that affect agriculture, farming techniques in India and USA	Text book, PPT, Pictures	<p>26th JULY 1999 KARGIL WAR</p> <p>The cause of the war was the infiltration of Pakistani troops-disguised as Kashmiri militants into positions on the Indian side, which serves as the defacto border between the two states in Kashmir</p>	Chart work: The various types of Commercial farming.	List and describe the different types of farming and classification of the major crops of India	Group activity: On the Digital Revolution in Indian Agriculture	
	IV	13. The Revolt of 1857	5	Overview on the Causes of the Revolt of 1857, on the outbreak, spread and suppression of the Revolt	Highlight the importance of the Revolt being the first organised struggle against the British and the fact of Mangal Pandey being the first martyr of the Revolt	Text book, PPT, Map	<p>KARGIL VICTORY DAY</p> <p>RESULT:</p> <p>The Kargil war came to end on July 26th 1999. With the aid of international diplomatic intervention, due to which Pakistani troops entered Indian territories</p>	Class Discussion: What were the reasons for the failure of the Revolt?	Elaborate on the origin, nature and spread of the Revolt of 1857 and Point out the changes in the colonial rule	<p>Picture Presentation: Collect pictures of the Revolt and explain the pictures in the class like a series</p> <p>The outbreak of any movement cannot be ascribed to anyone cause. It is always the culmination of various factors that motivate us to thrive on</p>	<p>"The movement belongs to those who move it."</p> <p>H.H. MAHARISHI</p> <p>MAHESH YOGI</p>

AUGUST	I	14. Natural Resources- Minerals and Power Resources	4	Analyse the various methods of mining, Mineral resources and the sources of power-both conventional and non-conventional resources	Discussing some of the important methods of mining used today and the salient features required for the conservation of resources	Text book, PPT, Map	6 th and 9 th AUGUST HIROSHIMA/NAGASAKI SUMMARY: Ending the war early while minimizing casualties. Simply using the bomb because it existed and to test its effects. Impressing the Soviet Union. A response to Pearl Harbour. Forcing Japan to surrender	Debate: Merits and demerits of nuclear weapons.	Definition for the term's minerals and power resources and the distribution of minerals in the world and in India	Model making on the various methods used for saving energy Natural resources are gifts of nature and should be judiciously and carefully used	"When you forgive all, nature enjoys your brilliance and returns joy to you." H.H. MAHARISHI MAHESH YOGI
	II	15. The Making of Laws	5	Outlining the importance of how new laws came into force, why some laws become controversial and what kind of response they got from people who are affected by them	Introduce the term law and why does one need to understand the purpose behind it	Text book, Pictures	6 th – HIROSHIMA DAY 9 th – NAGASAKI DAY EFFECTS: 5 to 6 years after the bombing, the incident of Leukaemia increased noticeably among survivors	Portfolio: Topic: Make a poster to highlight the need for RTE Act	Explain facts on the Indian Parliament being the highest law-making body of the country	Use the internet, find out the name of one more country besides India that has the Right to Information	
	III	16. Education and the British Rule	6	Introduction to the pre-colonial education in India, the Wood's Dispatch of 1854 and the idea it promoted towards Western Education on Indian soil	Introduction of Western Education in India and the new approaches to education by Rabindranath Tagore and Mahatma Gandhi	Text book, Pictures	QUIT INDIA MOVEMENT CAUSES: The British refused to grant independence forced Gandhi to take stronger action. 'Do or Die'	Debate: On the topic "English education is essential for the progress of a country."	Explain the institutionalization of the new education system in India	Elocution: Read Lord Macaulay's Minute on Indian Education Choose an extract from it and discuss	
	IV	17. The Judiciary	5	Trace the evolution of the Judicial system and the hierarchical structure of the Indian Judiciary.	Introducing Judiciary, the organ of the government that is responsible for interpreting the constitution of India and characterising the various levels of courts	Text book, Pictures	EFFECTS: The movement spread quickly with all sections of people. The British reacted through brutal repression. Though the movement was suppressed, the British realised that they would have to give independence to India soon	Make a poster of "The Lady of Justice". Write few sentences on what she carries in her hands and also why?	Understand the main features of our judiciary and the various levels at which the judiciary works.	Mock up: Organise the classroom for a mock up courtroom session (Topic will be provided)	

SEPTEMBER		REVISION & HALF – YEARLY EXAMINATION									
OCTOBER	I	18. Women and Reform	4	Show how many reformers focussed on the women’s question, and how they visualized a change in women’s conditions and other literature can be used to reconstruct the histories of women	Highlight the position of women, social evils faced, other problems in the society and importance of girl child education	Text book, Pictures	26 th OCTOBER THEME OF VIGILANCE AWARENESS WEEK: It is observed from 26th October to 1 st November with great enthusiasm and active participation	Diary Entry: Imagine that you are Savithribai Phule Write a diary entry about your feelings about the opening of your first school for girls	Analyses the issues related to women, widow remarriage, child marriage, social reforms and the laws and policies of colonial administration towards these issues	Poster making Draw up poster to educate people about ills of the child marriage	
	II	19. Industries	4	Promote the understanding of important forms of manufacturing industries and the role of human resources in the development of the nation’s economy	Discuss the classification, factors that affect the location of industries, Industrial system	Text book, Pictures	Vigilance Awareness Week is observed every year during the week in which the Birthday of Sardar Vallabhbai Patel	Prepare a chart giving features of the different types of industries	Classify different types of industries based on raw materials, size and ownership.	Group Discussion: Do you think India’s textile industry is a major industry in the country? - Justify	
	III	20. Role of Police and the Courts	3	Initiate the role of police the role of the court, the public prosecutor, filing an F.I.R and the Supreme Court guidelines for a fair trial for the accused	Explain the hierarchy of the police force in India	Text book, Pictures	Types of Vigilance: There are 3 aspects to the vigilance function. Preventive Punitive Participative	Creative Corner: List the duties of the police officers in your locality. Make a chart showing the police hierarchy in your area and list specific duties	Demonstrate how to file a First Information Report.	Portfolio: Pictures of some famous Indian Police officers and write a few lines on their achievements It is the duty of the citizen to obey the law and rules of the society to have a clear contended path	“Good social behaviour is based on a strong, clear and contended mind.” H.H. MAHARISHI MAHESH YOGI

OCTOBER	IV	21. Human Resources	3	Introduce the topic with human resource composition, population change, distribution and density	Factors that affect the distribution of population will be highlighted with world population density map and facts like birth rate death rate growth rate can be discussed with relevant data		FUNCTIONS: To be perform by the CVO are of wide sweep and include collecting intelligence about the corrupt practices committed	Creative skills: On an outline map of India mark and label the states that are densely, moderately and thinly populated areas	List the factors that affect the distribution of population.	Creative skills: Imagine that you are a social worker and create awareness about health care and education in your area	
	V	22. Challenging the Caste System	5	Discuss why the question of caste was central to most projects of social reform, the consequences and implications of the activities of the social reformers	Familiarise that our Indian Constitution included the provisions for the abolition of Untouchability and outlawed all forms of social discriminations based on caste	Text book, Pictures	26 – 1 VIGILANCE AWARENESS WEEK POWER OF VIGILANCE: Generating inspections, source reports regarding corruption. Any other cases in which such clearance is mad mandatory	Pledge taking ceremony: Solemnly pledgeeradication of corruption	Scrutinize the arguments for caste reform by focussing on the activities of Phule, Veerasalingam Sri Narayana Guru, Periyar, Gandhi, Ambedkar	Debate: Topic: 'Unless we have a casteless, we cannot progress	
NOVEMBER	I	23. India and the World –Case studies (Activity)	2							Portfolio: Gather information about the top five Iron and Steel companies of India	
		24. Social Justice and the Marginalised	5	A brief explanation of what is meant by 'marginalized'. Include how various communities fit in	Correlate the connection between social inequality and poverty	Textbook, PPT, map	26 th NOVEMBER WHY DO WE NEED A CONSTITUTION? Constitution highlights the structure of government, it compositions and division of powers	Creative skills: Create a chart listing the Scheduled Tribes of India and also mention where they are located	Analyse the causes and consequences of marginalisation faced by disadvantaged sections of one's own region	Group Activity: Topic: The schemes that the government has launched for the welfare of minorities Opportunities have to be provided all and no one should be treated indifferently	"We are born only to bless, not to punish." H.H. MAHARISHI MAHESH YOGI

NOVEMBER	II	25. Colonialism and Urban change.	8	Urbanisation in medieval India and developments in infrastructure, public works and administration during the British rule	Outline the nature of urban development in the 19 th and 20 th Century	PPT, textbook, Pictures	IMPORTANCE: The constitution helps to protect against decisions that might have an adverse effect on the larger principles that the country believes it	Create a project on the eight cities of Delhi. Collect pictures and provide a brief description of each city	Collapse of Indian Industries and Deurbanization, British economic policies ruined the Indian handicrafts industries will be understood by the learners	Debate: Topic 'The urbanisation of India was only due to the British	
	III	26. Forms of untouchability (Activity)	2					Debate: Topic: 'Untouchability cannot be eradicated in India'.			
	IV	27. Changes in the Arts.	5	Develop an understanding of art and culture and summarize the major developments in the sphere of arts	Recap the socio-political changes that brought about cultural changes in the society and how the Europeans influenced cultural developments	Text book, Pictures	26 th NOVEMBER - CONSTITUTION DAY The Indian Constitution was adopted on November 26, 1949 and came in to effect from January 26 th 1950	Pledge will be taken (reminding them of the rights they posse)	Outlines major developments that occurred during the modern period in the field of Arts	Analytical skills: The image of 'Bharat Mata' a painting made by Abanindranath Tagore. Study the picture and answer the questions	
DECEMBER		ASSESSMENT					10 th DECEMBER - WORLD HUMAN RIGHTS DAY Human Rights Day is observed every year on 10 th	Clip Your Article: Collect newspaper articles on Human Right issue			
JANUARY	I	28.The Nationalist Movement	5	State the reason for the rise of nationalism and sequence the facts related to the nationalist movement	Discuss with students about the influence of press in the rise of nationalism in India and the formation of the Indian National Congress to create political awareness	Text book, Pictures	23 rd JANUARY - NETHAJI'S BIRTHDAY Born on 23 rd Jan 1897	Controversy Corner: Prepare a report on the controversy over Netaji's death	Outline the course of the Indian National Movement from the 1870s till Independence	Project work: Write an article on the contribution of Mahatma Gandhi to the nationalist movement in India	

JANUARY	II	29. Natural disasters	3	Recognize that earthquakes result from the movement of earth's tectonic plates and many weather-related disasters such as floods, cyclones and droughts	Students know that the intensity of an earthquake can be measured on Richter Scale and can be minimised through preparedness	Textbook, Pictures	THEME: To honour and remember his indomitable spirit and selfless service to the nation	Project: Prepare an emergency kit. If you expect a cyclone or a flood, you need to prepare an emergency kit	Awareness on careless exploitation of natural resources has created certain problems such as deforestation and indiscriminate mining	Map work: On an outline map of India, locate and label earthquake zone with high damage risk, Flood-prone zones, drought-prone zone, cyclone-prone zone	
	III	30. Economic Presence of the Government	4	Express the process through which government works for the people and different information from different sources	Define the duties and responsibilities of the government to maintain law and order	Textbook, Pictures	Significance: Nethaji used to give inspirational addresses on Free India Radio which he setup with the help of the Germans. Bose travelled to Nazi Germany, The Soviet Union and Imperial Germany when the second world war broke out in order to find a way through which he could free India from British rule	Portfolio: Collect pictures of the dams constructed by the government. Find out for what purposes are served by the dams	Identifies the role of government in providing public facilities such as water, sanitation, roads and electricity and recognizes their availability	Debate: Have a debate on the topic 'Economic development is more important than social development'. Speak for and against it. You must prove yourself worthy of success by working hard and conscientiously, as desire alone will not make it happen	"Deserve. and then desire." H.H. MAHARISHI MAHESH YOGI
	IV	31. Manmade Disasters (Activity)	2					Project: Design a poster to spread awareness about steps to be taken in case of any disaster			

JANUARY	V	32. India after Independence.	5	Represent that the journey of India towards democracy was successful and painful, awareness and alertness are the biggest safeguards for national integrity and the partition of India	Express about the Nationalist Movement from 1870s to 1940s and the importance of contemporary writings and documents in reconstructing history	Textbook, Pictures	30 th JANUARY - MARTYRS DAY The date observed in the national level as it marks the assassination of Gandhiji in 1948	Collect pictures of the hydroelectric power projects constructed in India after Independence and paste them on a chart paper Observe two minutes of silence in memory of the Indian freedom fighters who sacrificed their live	Express the integration of princely states was necessary for the creation of a powerful India and its international relations after independence	Debate: Topic: 'India's challenges outweigh its success in the economic sphere.'		
		33. What is Disaster Management? (Activity)	2									
FEBRUARY	III & IV	PREPARATORY EXAMINATION						14 th FEBRUARY – BHAGAT SINGH AWARDED THE DEATH SENTENCE Bhagat Singh was Convicted of the murder of John Saunders and Channan Singh, and hanged in March 1931	SKIT: Theme- Execution of Saunders			
MARCH	II	YEARLY EXAMINATION						15 th MARCH - WORLD CONSUMERS DAY World consumers day celebrated on March 15 th every year, is a global event that aims to raise awareness about consumers rights and needs	Essay Writing: Write an essay on Consumer Rights			



HEAD MISTRESS



Sr. HEAD MASTER /
CHIEF ACADEMIC ADVISOR



Sr. PRINCIPAL /
CHIEF EDUCATION OFFICER

JAI GURU DEV
MAHARISHI VIDYA MANDIR SENIOR SECONDARY SCHOOL, CHETPET, CHENNAI – 31
SYLLABUS FOR THE ACADEMIC YEAR 2022 – 2023

CLASS : VIII

SUBJECT: COMPUTER SCIENCE

MONTH	TOPIC / CHAPTER	NO. OF PERIODS	AIM / LEARNING OBJECTIVE	METHODOLOGY / PRESENTATION	TOOLS / TEACHING AIDS / EXPERIMENT /TECHNIQUES	LEARNING OUTCOMES	EVALUATION BASED ON PROJECT / ASSIGNMENT / ACTIVITIES
APRIL	1) Mobile Operating System	8	Device and Data Protection of the Mobile OS	PPT will be shown in the smart board.	Smart class module - Mobile OS. Students list the Mobile OS in the lab session and discuss the Mobile OS.	Icons will be shown to identify name of the application in different Mobile OS	Mobile OS in their own classes
JUNE	2) Introduction to React	5	Fundamentals, Attributes and Embedding Expressions in JSX	Program will be created and the output will be shown	Java Scripts, HTML Codes, You tube Video	Learning new website programming language with its attributes.	Creating the simple application using React program
	1) Excite (AI) - An Introduction to Artificial Intelligence.	3	Understand AI history, needs, advantages and disadvantages	PPT will be shown in the smart board.	Smart class module, Files in Pen Drive.	Describing the applications of Artificial Intelligence.	Difference between Artificial and Human Intelligence and types of AI.
JULY	3) Programming in React	4	Rules and syntax to create a program using JSX	Programs will be created using JSX with HTML tags	Nested JSX, Table Tags, Conditional statements	Creating the simple application using JSX program	Simple Login Form
	4) Cascading Style Sheet	2	Create a webpage using CSS Syntax, types CSS selectors and style sheets	Programs will be created using CSS with HTML tags	Creating the CSS program and output will be shown using Smart Panel	Creating colourful basic website/webpage using CSS tags	Creating the webpage on student profile


JULY	1) Excite (AI) - An Introduction to Artificial Intelligence.	2	Understand AI history, needs, advantages and disadvantages	PPT will be shown in the smart board.	Smart class module, Files in Pen Drive.	Describing the applications of Artificial Intelligence.	Difference between Artificial and Human Intelligence and types of AI.
AUGUST	4) Cascading Style Sheet (Continued)	2	Create a webpage using CSS Syntax, types CSS selectors and style sheets	Programs will be created using CSS with HTML tags	Creating the CSS program and output will be shown using Smart Panel	Creating colourful basic website/webpage using CSS tags	Creating the webpage on student profile
	5) CSS - Text properties and List	4	Design a webpage with layout using HTML and CSS properties	Programs will be shown to understand the text properties and list in the CSS	Creating the CSS program and output will be shown using Smart Panel	Creating the basic class time table and list their hobbies	Adding pictures and creating border of image
	2) Relate (AI) - AI in Everyday Life and Smart Living.	2	Apply AI in different applications and smart homes	PPT will be shown in the smart board.	AI application tools. Significance and Impact of AI.	Learners relate to the applications of AI in daily life	Uses and Purposes of AI devices.
SEPTEMBER	2) Relate (AI) - AI in Everyday Life and Smart Living.	1					
HALF-YEARLY EXAMINATION							

OCTOBER	6) Introduction to Microsoft Access 2010	4	Database concepts and its model, create a database using MS Access	Demo will be shown in the Lab sessions.	Smart class module - MS Access.	Database Concepts, Segregating the data	Knowing tabular format in MS Access
	7) Working with Tables in MS Access	2	Create the table using MS Access, add a Primary key to one of the field			Create a table with appropriate data types	Creating a game table in the database using the following field - S. No. , Name, Class and Name of the Games.
	3) Purpose (AI) - Sustainable Development Goals	2	Role of Artificial Intelligence in all the areas.	PPT will be shown in the smart board.	Using the black board, to explain the sustainable development goals	List the impact of Artificial Intelligence on sustainable development goals to develop responsible citizenship	Take printouts of the pictures of 17 SDGs. Then take a chart paper and paste the pictures of the goals on it.
NOVEMBER	8) Working with Records & Queries in MS Access	6	Creating the Query, connecting two tables.	Demo will be shown in the Lab sessions.	Smart class module - MS Access. Students create query related to the data and retrieve the record	Applying different condition to filter / sort the data in a table using queries	Creating the queries to apply condition to the table
	3) Purpose (AI) - Sustainable Development Goals.	2	Role of Artificial Intelligence in all the areas.	PPT will be shown in the smart board.	Using the black board, to explain the sustainable development and its goals	Understand the impact of Artificial Intelligence on sustainable development goals to develop responsible citizenship	Take printouts of the pictures of 17SDGs. Then take a chart paper and paste the pictures of the goals on it.
DECEMBER	8) Working with Records & Queries in MS Access	4	Creating the Query, connecting two tables.	Demo will be shown in the Lab sessions.	Smart class module - MS Access. Students create query related to the data and retrieve the record	Applying different condition to filter / sort the data in a table using queries	Creating the queries to apply condition to the table
	4) Possibilities - Scope of Artificial Intelligence & 5) Ethics in AI	2	Applying AI in our daily life	PPT will be shown in the smart board.	Using the black board, to explain scope and careers in different professions	Research and develop awareness of skills required for jobs of the future.	Analysing the careers that are created in AI applications.

JANUARY	9) Networking Concepts	4	Merits of Computer Networking, Types of Network Architecture	PPT videos will be shown in the smart board.	Video on the basic of networks, types of networks and devices shown in smartboard	The basics of how networking works, and how to use different devices to build networks	Types of networks and its uses
	4) Possibilities - Scope of Artificial Intelligence & 5) Ethics in AI	2	Applying AI in our day life	PPT will be shown in the smart board.	Using the black board, to explain scope and careers in different professions	Develop awareness of skills required for jobs of the future.	Analysing the careers that are created in AI applications.
FEBRUARY	10) Introduction to Data Science	2	Basic knowledge of Data Science, Applications of AI		Videos shown in smartboard	Recognise the purpose in Modern Robotics	Project Bristle Bot-Clean table top
	5) Possibilities & AI Ethics (AI)	2	Uses of AI, AI Terminologies	PPT will be shown in the smart board.	AI applications in all the areas in and around the world.	Awareness around AI bias and AI Access.	AI procedures and its contents.
PREPARATORY EXAMINATION							
YEARLY EXAMINATION							
MARCH							


HEAD MISTRESS


Sr. HEAD MASTER /
CHIEF ACADEMIC ADVISOR


Sr. PRINCIPAL /
CHIEF EDUCATION OFFICER

JAI GURU DEV

MAHARISHI VIDYA MANDIR SENIOR SECONDARY SCHOOL, CHETPET, CHENNAI – 31

SYLLABUS FOR THE ACADEMIC YEAR 2022 - 2023

CLASS: VIII

SUBJECT: MUSIC

MONTH	CLASSICAL MUSIC	SLOKAS & SONGS	PAGE NOS.	NO.OF PERIODS	LEARNING OUTCOME	TOOLS / TEACHING AIDS / EXPERIMENT / TECHNIQUES	WILL BE EVALUATED ON
APRIL	Melstayi (1,2)	Guru Slokas, Tamizthaivazhthu, National Anthem Kotipranam	24,25 Diary 27	4	Sings with Guru Bakthi and patriotism. Sings Ganesha song with Bakthi with proper pronunciation.	Bhajan book	Effectiveness of performance.
JUNE	Melstayi (2,3)	AdharamMadhuram PrabhoGanapathe	21 36	4	Sings Krishnasloka and Sidhi vinayaka song sincerely.	Bhajan book	
JULY	Datuvarisai (1)	Nagendra Deva Deva Shiva	7 73	4	Sings Shiva sloka and Shiva song with devotion.	Bhajan book	
AUGUST	Datuvarisai (1)	Gayathri (4) Flag Song	8 102	4	Chants Gayathri mantra and flag song with more dedication.	Bhajan book	
SEPTEMBER	HALF YEARLY EXAMINATION Examination will be conducted and grades will be given based on their skills in Sruthi, Rhythm and Melody.						

OCTOBER	Dattuwarisai (2)	DhanamTarum TandaiChilambu	19 49	4	Recites sloka and Krishna song energetically.	Bhajan book	Mass chanting and Mass bhajan.
NOVEMBER	Dattuwarisai (2)	Om Anandamayi Govinda Bolo	24 47	4	Chants mantra and the song with happiness and unity.	Bhajan book	
DECEMBER		Tiruvartupa			Recites shiva song clearly.	Bhajan book	
JANUARY	Dattuwarisai (1,2)	Om Sarvesham Om EndrathumOdiVaruval	24 96	4	Chants the mantra with positive energy and the song with devotion.	Bhajan book	
FEBRUARY	Dattuwarisai (1,2)	AnjanaGarba VandeVeeram	15 66	4	Sings the song with dedication.	Bhajan book	
MARCH	YEARLY EXAMINATION Examination will be conducted and grades will be given based on their skills in Sruthi, Rhythm and Melody.						



HEAD MISTRESS



**Sr. HEAD MASTER /
CHIEF ACADEMIC ADVISOR**



**Sr. PRINCIPAL /
CHIEF EDUCATION OFFICER**

JAI GURU DEV
MAHARISHI VIDYA MANDIR SENIOR SECONDARY SCHOOL, CHETPET, CHENNAI – 31
SYLLABUS FOR THE ACADEMIC YEAR 2022 – 2023

CLASS: VIII

SUBJECT: ART AND CRAFT EDUCATION

MONTH	TOPIC	NO. OF PERIODS	AIM / LEARNING OBJECTIVE	METHODOLOGY / PRESENTATION	TEACHING AIDS / RESOURCES / REFERENCE	ACTIVITIES INVOLVED IN BRINGING OUT THE SIGNIFICANCE OF LEARNING	LEARNING OUTCOMES	EVALUATION BASED ON PROJECT / ASSIGNMENT / ACTIVITIES
APRIL	GRAPH DRAWING PAPER FISH	4	To teach them how to draw in graph and complete the picture.	By explaining about graph drawing.	Black board, Colour chalk, Sample piece, chart paper, craft paper and glue.	Children will be encouraged to prepare more of this kind of drawings and craft.	To learn graph drawing and simple paper folding and cutting.	Grades will be awarded to the students according to their drawing and craft.
JUNE	STEP BY STEP, EMBOSS PAINTING KIT	4	To teach them draw step by step drawings as done on the previous page and complete the picture.	By explaining about step by step drawing	Black board, Colour chalk, Sample piece, emboss painting kit.	Children will be encouraged to prepare more of this kind of drawings and craft.	To learn step by step drawings and craft.	Grades will be awarded to the students according to their drawing and craft.
JULY	WOMAN AT THE LAKE	4	To teach them to complete the drawing and explain about wet paper colouring .	By explaining about what is wet paper colouring and method to follow.	Black board, Colour chalk, Sample piece, chart paper, craft paper and glue.	Children will be encouraged to prepare more of this kind of drawings and craft.	To learn about wet paper colouring.	Grades will be awarded to the students according to their drawing and craft.
AUGUST	STEP BY STEP DRAWING, WALL HANGING POP-UP GREETING CARD	4	To teach them draw step by step drawings as done on the previous page and complete the picture.	By explaining about step by step drawing	Black board, Colour chalk, Sample piece, ice-cream sticks, velvet paper and glue.	Children will be encouraged to prepare more of this kind of drawings and craft.	To learn step by step drawings and craft.	Grades will be awarded to the students according to their drawing and craft.
SEPTEMBER	DRAW AND COLOUR BIRDS	1	To teach them to complete the picture and colouring it.	By explaining about how to draw and colour the birds.	Black board, Colour chalk, Sample piece.	Children will be encouraged to prepare more of this kind of drawings and craft.	To learn step by step drawings and craft.	Grades will be awarded to the students according to their drawing and craft.
OCTOBER	STEP BY STEP	4	To teach them draw step by step drawings as done on the previous page and complete the picture.	By explaining about step by step drawing	Black board, Colour chalk, Sample piece.	Children will be encouraged to prepare more of this kind of drawings and craft.	To learn step by step drawings and craft.	Grades will be awarded to the students according to their drawing and craft.

DECEMBER	COMPLETE AND COLOUR MAYUR PAINTING KIT	1	To teach them to complete the picture and colour accordingly.	By explaining about the scenery and to colour accordingly.	Black board, Chalk, Sample piece, Mayur painting kit.	Children will be encouraged to prepare more of this kind of drawings and craft.	To learn about landscape and colouring.	Grades will be awarded to the students according to their drawing and craft.
JANUARY	FACIAL EXPRESSIONS	4	To teach them draw the facial expressions of different animals.	By explaining about the facial expressions of animals.	Black board, Chalk, Sample piece, Colour paper.	Children will be encouraged to prepare more of this kind of drawings and craft.	To learn about the facial expressions of different animals.	Grades will be awarded to the students according to their drawing and craft.
FEBRUARY	PORTRAITS	4	To teach them draw portraits of people in different moods.	By explaining about portrait of people in different moods.	Black board, Chalk, Sample piece, Colour paper.	Children will be encouraged to prepare more of this kind of drawings and craft.	To learn portraits.	Grades will be awarded to the students according to their drawing and craft.
MARCH	COMPLETE AND COLOUR PENCIL SHADING A THREE DIMENSIONAL WORK OF ART	1	To teach them draw and complete the scenery of natural habitat in this drawing.	By explaining about the scenery and to draw the animals in their natural habitat.	Black board, Chalk, Sample piece, Colour paper.	Children will be encouraged to prepare more of this kind of drawings and craft.	To learn pencil shading and simple three dimensional work of art.	Grades will be awarded to the students according to their drawing and craft.


HEAD MISTRESS


Sr. HEAD MASTER /
CHIEF ACADEMIC ADVISOR


Sr. PRINCIPAL /
CHIEF EDUCATION OFFICER

JAI GURU DEV
MAHARISHI VIDYA MANDIR SENIOR SECONDARY SCHOOL, CHETPET, CHENNAI – 31
SYLLABUS FOR THE ACADEMIC YEAR 2022 – 2023

CLASS : VIII

Subject: Life Skills

	MONTH	TOPIC / CHAPTER	NO. OF PERIODS	AIM / LEARNING OBJECTIVE	METHODOLOGY / PRESENTATION	TOOLS / TEACHING AIDS / EXPERIMENT /TECHNIQUES	LEARNING OUTCOMES	EVALUATION BASED ON PROJECT / ASSIGNMENT / ACTIVITIES
1	APRIL	Core Life skills	1	To understand meaning and needs of Lifeskills. To understand the 10 core of Life skills	Class discussion, Constructive learning Method (Construction of summaries by students)	Brainstorming, Worksheet	Students will be understanding the meaning of life skills and identify different categories of Life skills	Graphic Orgniser
		Positive self-esteem	1	To enhance self awareness and effective communication	Class Discussion and Individual Learning Method	Questionnaire, Activity Worksheet	Students will be able to learn to build positive self-esteem by setting and achieving goals	CBSE Life skills manual activity : Building Positive Self-Esteem - Setting Goals
		How to Build an Impressive Teaching Portfolio	1	To showcase the best qualities of student's learning and to supports development of their skills.	Class discussion, Constructive learning Method (Construction of summaries by students)	Structural Plan	Students will be able to develop organising and presentation skills	Initial Plan
		Initial Evaluation	1	To be used only as an indicator and administered for further enhancement of life skills	Reflective and Introspective Method	Questionnaire	A continuous and comprehensive evaluation which will be graded based on their skills and attitudes to reflect the positive intents of the learner.	CBSE Life skills Manual Self Assessment Questionnaires(1-5)

2	JUNE	Social Assumptions	1	To break barriers of thinking skill and to develop students to think without bias	Class discussion, Constructive learning Method (Construction of summaries by students)	Worksheet	Students will be able to:develop critical thinking skills	Activity 1 : As you Assume it!
		Communication Styles	1	To understand and comparing assertive, aggressive and submissive communication styles	Experiential Learning Method(It is the process of making meaning from direct experience or learning from experience)	Role play scripts, worksheet, whiteboard and marker pens	Students recognise communication styles and develop assertive communication skills	CBSE Life skills manual activity : Assertiveness
		Building Healthy Relationship	1	To understand the importance of developing a healthy relationship with peers.	Cooperative learning: (Placing students of different ability levels together in small working groups.)	Whiteboard and marker pens	Students will be able to share their feelings confidently	CBSE Life skills manual activity : Sharing Feelings
		Initial Evaluation	1	To understand their Present skill level.	Reflective and Introspective Method	CBSE Life skills Manual Self Assessment Questionnaires	A continuous and comprehensive evaluation to reflect the positive intents of the learners.	CBSE Life skills Manual Self Assessment Questionnaires (6-8)
3	JULY	Interpreting my Feelings	1	To understand Anger and use appropriate ways of managing it	Class discussion, Constructive learning Method (Construction of summaries by students)	Worksheet, flip chart and marker pens	Students will be able to: express their emotions appropriately;	CBSE Life skills manual activity : Your Triggers for Anger
		Relaxation training	1	To understand the role of Exercise and relaxation.	Experiential Learning Method	Instructions	Students will be able to use healthy ways of expressing Emotions	Worksheet
		Managing Emotions with Respect	1	To respect other people's feelings & emotions and respond to them in appropriate ways	Reflective and Introspective Method	Brainstorming worksheet	Students will be able to: recognize the reasons for becoming angry	CBSE Life skills manual activity : Emotions Collage
		Initial Evaluation	1	To understand their current skill level.	Reflective and Introspective Method	Questionnaire	To reflect the positive intents of the learners.	CBSE Life skills Manual Self Assessment Questionnaires (9-10)

4	AUGUST	No "one size fits all - Stress Management	1	To recognize common causes of stress, how it affects us and to learn about ways to control it	Class discussion, Cooperative learning Method	Brainstorming worksheet	Students will be able to achieve a conceptual understanding of stress and stressors.	CBSE Life skills manual activity : How Stress affects my Life!	
		Therapeutic Writing	1	To Express their feelings as it is the best way to alleviate stress and confront problems.	Class discussion, Constructive learning Method	A notebook or diary, pen, white board, marker pens and worksheet	Students will identify the stressors in their life and use Therapeutic Writing as a stress reduction technique	CBSE Life skills manual activity : Therapeutic Writing	
		The Value of Respect	1	To develop respect for oneself and others	Class discussion, Cooperative learning Method	White board, marker pens and worksheet	Students will be able to develop respect for: others (others include peers, teachers, parents and everyone else)	CBSE Life skills manual activity : The Value of Respect	
		Learners Review through Art	1	To enhance his knowledge about Managing Stress	Class discussion, Constructive learning Method	Charts, Brush /colour pencils, paint/ glue, papers	Student will recall and express their knowledge through collage	Art work	
SEPTEMBER		HALF-YEARLY EXAMINATION							
5	OCTOBER	Self- Confidence	1	To help the students to develop self- confidence to deal with a bully.	Co-operative Learning method	Self-reflection worksheet	Students will be able to identify bullying behavior & demonstrate self-confidence & mutual respect.	CBSE Life skills manual activity : Nobody wants to Befriend a Bully	
		Empathy	1	To understand the importance of helping others	Class discussion, Group Work	Copies of three sample situations Chart paper (one for each, Marker Pens, Worksheet	Understand the importance of helping others, whether human being or animal	CBSE Life skills manual activity : Choosing to Help Others	
		Council of All Beings	1	To understand the importance of biodiversity in the environment and keepingthem healthy and safe for all life.	Reflective and Introspective method	Mind maps, Art stationaries	The students will be able to demonstrating compassion by creating creative skits.	CBSE Life skills manual activity: Council of All Beings	
		Learners Review through Journal	1	To recall and for deeper understanding	Constructive learning method	Papers, Stapler	Student will be able recall and creatively present their knowledge	Journal	

6	NOVEMBER	The Process of Decision Making	1	To understand the importance of gathering information before making decision.	Class discussion, Constructive learning Method; Pair work	Notebook, Mind maps	Student will be able make mature decisions after identifying a problem, finding options and evaluating all the options.	Note taking and constructing Mind Map
		Case Study	1	Solutions can be found for the situation which were presented in books	Class discussion, Group work	Collage of pictures related to substance abuse, branded clothes and accessories, fast food products with a case study attached to each, chart depicting the P.O.W.E.R. Model and worksheets	Identify the positive or negative consequences of each decision taken.	CBSE Life skills manual activity : Making Informed Choices
		Handling conflicts	1	To understand there are different elements are involved in decision making and there are different ways to resolve these conflicts	Co-operative learning method	Copies of conflict stories, Worksheets	Students will be able to recognise different types of conflicts in order to resolve them appropriately	CBSE Life skills manual activity: My Conflicts
		Learners Review (Playing Teacher)	1	To deepen the knowledge about decision making	Class discussion, Constructive learning Method, Pair work	Papers, Worksheet	Students will be able to create Questions and Evaluate their partners answer.	Questionnaire
7	DECEMBER	Problem Solving	1	Puzzles and teasers improve problem solving	Constructive learning method, Group work	Information poster, Worksheet	Students will be able to use their thinking skills. Use their problem solving skills problems	CBSE Life skills manual activity : Puzzles and Teasers
		Barriers to Problem solving	1	To understand the barriers to problem solving	Group work	Chart paper sketch pens and worksheet	Students will be able to recognize the barriers to problem solving and try to remove them.	CBSE Life skills manual activity : Barriers to Problem Solving
		Understanding a Problem Better	2	To motivate the student to understand the different perspective of the problem	Individual work	Note book and Stationaries	Students will be able to frame questions , gather data from a group of people; analyze and consolidate	CBSE Life skills manual activity : Understanding a Problem Better

8	JANUARY	Appreciation, friendship	1	To help student to learn how to be good friend.	Group work	Games, Worksheets	Students are expected to appreciate good behaviour	Who knows me? Games score
		Sharing	1	To motivate children to learning to take turns.	Co-operative learning:	Games, Worksheets	Students are expected to take turns and wait for their opportunity	I help you! Games score
		Leadership Skills	1	To understand the meaning and need of the Leadership skill	Class discussion, Constructive learning Method	Mind maps	Students are able identify skills of a good Leader	Mind Map
		Learners reflection	1	To enhance his knowledge about Values and skills	Class discussion, Constructive learning method	Papers, Brainstorming worksheet	Student will recall and Present his knowledge through chart work	Chart work
9	FEBRUARY	Review my skills	1	To measure the change in the student's skill sets	Reflective and Introspective method	Questionnaire	Students will be applying the learnt skills and demonstrate positive attitudes towards Life.	Life skills manual self-assessment questionnaires (1-5)
		Review my skills	1	To measure the change in the student behaviour	Reflective and Introspective method	Questionnaire	Students will be adopting good leadership behaviour for empowerment of self and others.	Life skills manual self-assessment questionnaires (6-10)
		Review my values	1	To measure the change in the student values	Reflective and Introspective method	Journals	Students will be able to set appropriate Goals, manage stress and time effectively.	Journals
		Review my soft skills	1	To measure the change in the student skill sets	Reflective and Introspective Method	Portfolio	Students will be able to combine knowledge, skills, and values into a whole and reflect their knowledge effectively in the society.	Portfolios
MARCH		YEARLY EXAMINATION						



HEAD MISTRESS



Sr. HEAD MASTER /
CHIEF ACADEMIC ADVISOR



Sr. PRINCIPAL /
CHIEF EDUCATION OFFICER

JAI GURU DEV
MAHARISHI VIDYA MANDIR SENIOR SECONDARY SCHOOL, CHETPET, CHENNAI – 31
SYLLABUS FOR THE ACADEMIC YEAR 2022 – 2023

CLASS: VIII

SUBJECT : HEALTH AND PHYSICAL EDUCATION

MONTH	TOPIC / CHAPTER	NO. OF PERIODS	AIM/LEARNING OBJECTIVES	METHODOLOGY/ PRESENTATION	TOOLS / TEACHING AIDS / TECHNIQUES	LEARNING OUTCOMES	WILL BE EVALUATED ON
APRIL	Marching Revision VII Std. Portions. Mark time march, halt and quick march. Salute while marching, left wheel, right wheel Marching and halt. Stop quick march and double tap march.	8	To improve the methods and techniques in marching	The teacher will demonstrate the marching skills to the students.	Demonstration part– whole – part method Drum, Band group Music	<ul style="list-style-type: none"> • Improvement in bearing • Smartness in appearance and turnout • Co – ordination among various body segments • Sense of discipline, self confidence • And the quality of immediate and implicit obedience to orders • Knowledge of drill and marching. 	Timing, Rhythm, Response to command.
JUNE	Callisthenic I. Bharathiyam 2. Individual Exercise 3. Partner Series	8	To teach the cooperation and coordination in group activity.	The teacher will demonstrate the free hand exercise with the by counts to the students.	Demonstration – Oral instruction Part by part method	<ul style="list-style-type: none"> • Development of health related physical fitness and motor fitness factors such as speed, strength, agility, flexibility explosives power, muscular and cardio – vascular endurance • Sense of physical and mental well being • Knowledge about physical fitness and its relationship to exercise 	Graceful Rhythmic movements, Uniformity for music or count .
JULY	Rhythmic and light apparatus 1. Hoops – 5 exercises 2. Kolattam – 5 exercises	8	To teach the sense of rhythm command in group activity, cooperation and coordination.	The teacher will give the rhythmic count to the students to do the rhythmic and light apparatus exercise.	Demonstration Part – whole – part method Drum Music Hoops Kolattam	<ul style="list-style-type: none"> • Sense of rhythm • Creative self-expression • Physical recreation and enjoyment • Appreciation of concepts such as unity in diversity and national integration • Understanding of our culture 	Graceful Rhythmic movement Uniformity to music or count.

<p>AUGUST</p>	<p>INDIGENOUS EXERCISES (Dands & Baithaks) Dands 1. Circle dand 2. Shake dand Baithak 1. Kneeling Baithak 2. Standing Baithak</p>	<p>8</p>	<p>To teach the basic movements in dands and baithaks.</p>	<p>The teacher will demonstrate indigenous exercise and make them to practise the exercises.</p>	<p>Demonstration Part – whole – part method Mat</p>	<ul style="list-style-type: none"> • Development of health related physical fitness and motor fitness – Muscular endurance and muscular strength • Appreciation of Indian system of physical culture Knowledge of dands and baithaks 	<p>Performance and with standing capacity.</p>
<p>SEPTEMBER</p>	<p>HEIGHT & WEIGHT MEASUREMENT FOR HALF-YEARLY EXAMINATION Yoga-Asana 1. Pachimothasana 2. Ustasana 3. Pathahasthasana 4. Arthachakrasana</p>	<p>4</p>	<p>To teach the methods and importance of asanas</p>	<p>The teacher makes the students to demonstrate the asanas and explain the method of breathing and benefits to other students.</p>	<p>Demonstration with expansion of the Asanas by the teacher Method of breathing Benefits of particular Asana to be made clear. Students to do the Asanas in the initial stages, to slow counts given by teacher. Mat</p>	<ul style="list-style-type: none"> • Correct breathing habit and desirable body posture • Better range of movements in joints • Increase resistance power of the body to certain illness • Muscles that are not usually exercised are involved • Awareness of our cultural heritage • Self-discipline and concentration • Knowledge of Yoga exercises and understanding its influence on human body • Application of Yoga exercises to the health needs of the individual 	<p>Students to do Asanas chosen by the teacher among the items taught for the year. Approach holding of the posture and proper breathing to be given weightage in evaluation</p>
<p>OCTOBER</p>	<p>Gymnastics and Pyramids Pyramids 6 men pyramids 8 men pyramids</p>	<p>8</p>	<p>To teach the cooperation and coordination in gymnastics and pyramids.</p>	<p>The teacher will explain the gymnastics and pyramids skills and make the students to do the stunts and tumbling</p>	<p>Demonstration part – whole – part method Mat</p>	<ul style="list-style-type: none"> • Development of major muscle group • Organic fitness • Neuro – muscular co-ordination • Knowledge of the activity • Understanding the role of physical activity for a healthy life • Knowledge of managing body equilibrium • Knowledge of collective strength 	<p>Maintenance of body equilibrium. Approach, Performance, Landing perfection.</p>

NOVEMBER	Major Games Ball Badminton skills: <ul style="list-style-type: none"> • Holding the racket • Service receiving • Stroke Hockey skills: <ul style="list-style-type: none"> • Rolling the ball • Tapping • Dribbling • Pushing • Hitting • Scooping Throw ball: <ul style="list-style-type: none"> • Service • Catching 	8	To teach the basic skills in all major games following the rules and regulations.	The teacher will demonstrate the major games skills and made the students to do the skills with the perfection.	Demonstration Part – whole – part method Balls Rocket Posts Net Hockey Sticks	<ul style="list-style-type: none"> • Development of major muscle group and motor skills Knowledge of healthy and worthy use of the leisure time • Maintenance of physical fitness • Fun and pleasure • Healthy outlook • Development of team spirit and sportsmanship qualities • Knowledge of various skills of games 	Style, interest and initiative rather than actual performance to be considered. Skill test of concerned games to be used. Knowledge gained to be assessed as part of theory examination (proper content balance to be followed)
DECEMBER	HEIGHT & WEIGHT MEASUREMENT Track and Field Revision VII Std Middle distance run 400 mts 800 mts Discus High Jump	4	To teach the basic methods in track and field events	The teacher will orally explain to the track and field events to the students and made them to do the events.	Demonstration Part – whole –part method Measuring tape Whistle High Jump post (Stand), Cross bar Stop watch Chunnam	<ul style="list-style-type: none"> • Improved motor skill and ability to perform work with ease and grace Participation fairly and co- operation • Knowledge of the event and realspirit behind the activity • Team spirit and sportsmanship qualities Understanding of various skills	Timing for track events. Distance for field events Height for Pole vault to be evaluated
JANUARY	Minor Games 1. Rope skipping Relay 2. Three legged race 3. Snatch the kerchief 4. Over and under passing relay 5. Kangaroo – Jumping relay Rabbit Jump SEWA: A project on social or community service.	8	To teach the importance of cooperation and coordination in team events.	The teacher will join with the students to demonstrate and will give the oral instructions of minor games.	Demonstration Oral Instructions Skipping ropes Balls	<ul style="list-style-type: none"> • Develop co-operation • Develop knowledge about rules of the games • Plays an importance roll to remove fatigue • Creative happiness and pleasure • Develop Group co-ordination 	Competitions and rewarding the winners.
FEBRUARY	BMI CALCULATION AND HEALTH CARD ENTRY						
MARCH	HEIGHT & WEIGHT MEASUREMENT FOR YEARLY EXAMINATION						


HEAD MISTRESS


**Sr. HEAD MASTER /
CHIEF ACADEMIC ADVISOR**


**Sr. PRINCIPAL /
CHIEF EDUCATION OFFICER**